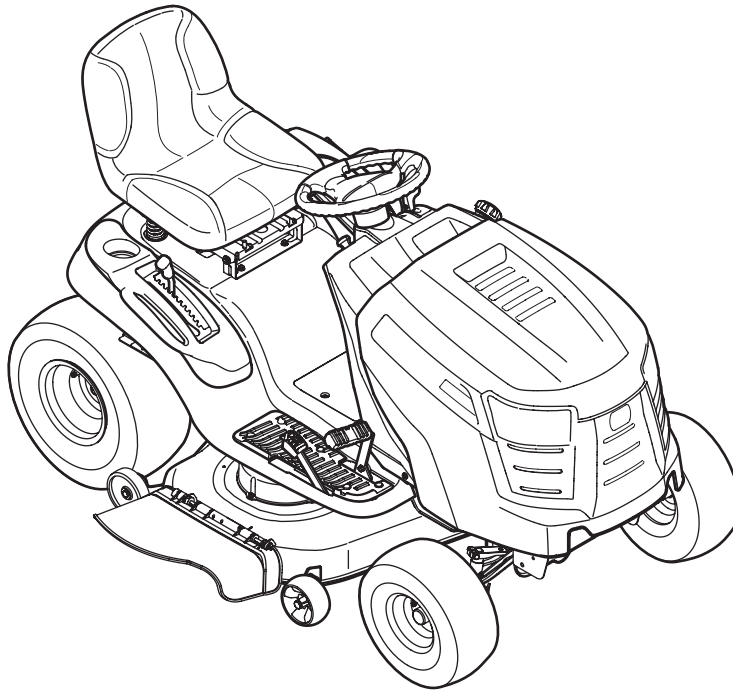

Cub Cadet®

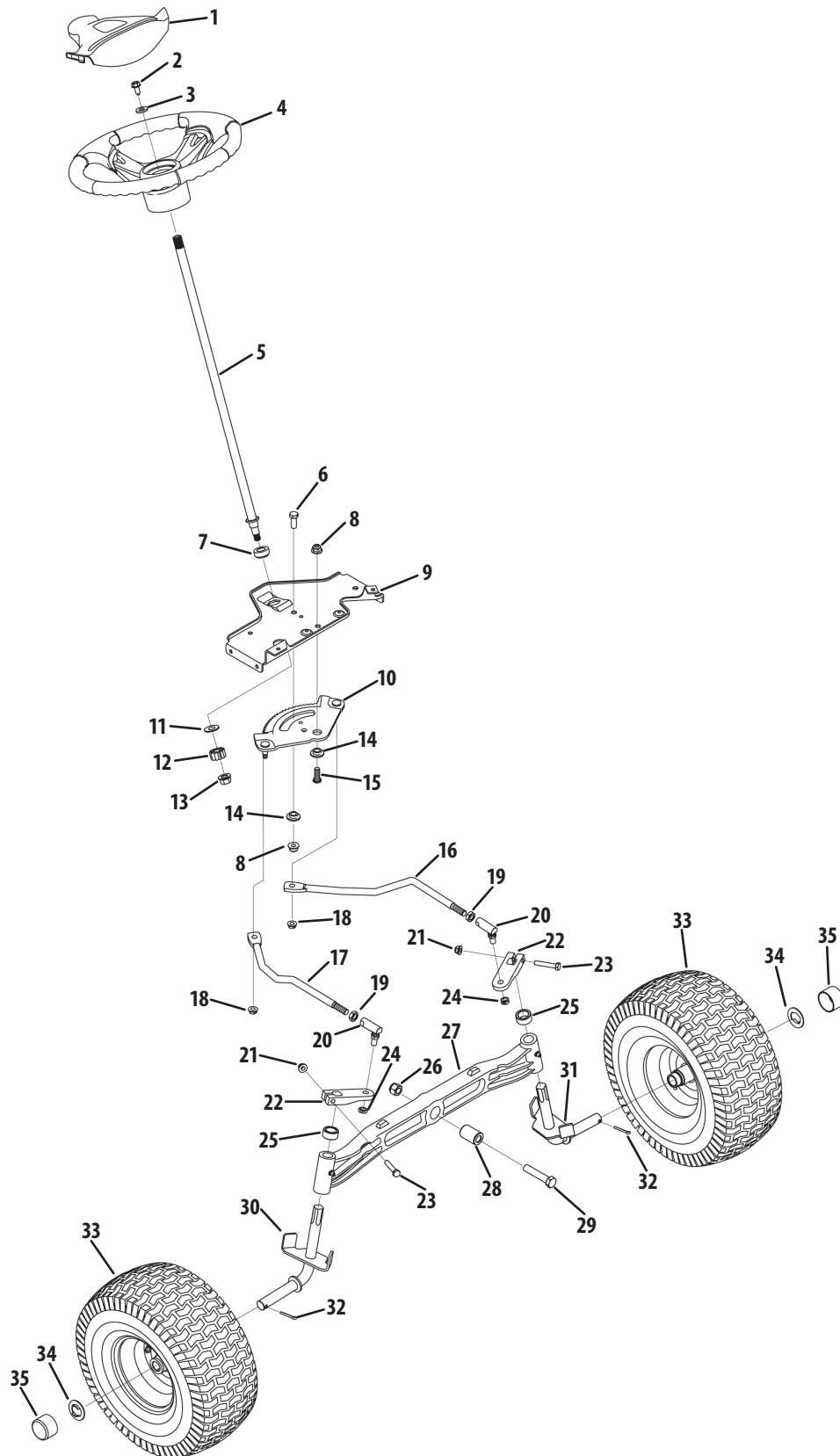
ILLUSTRATED PARTS MANUAL



Hydrostatic Lawn Tractor — LTX1042/45/46/50

CUB CADET LLC, P.O. BOX 361131 CLEVELAND, OHIO 44136-0019

Steering & Front Axle Assembly

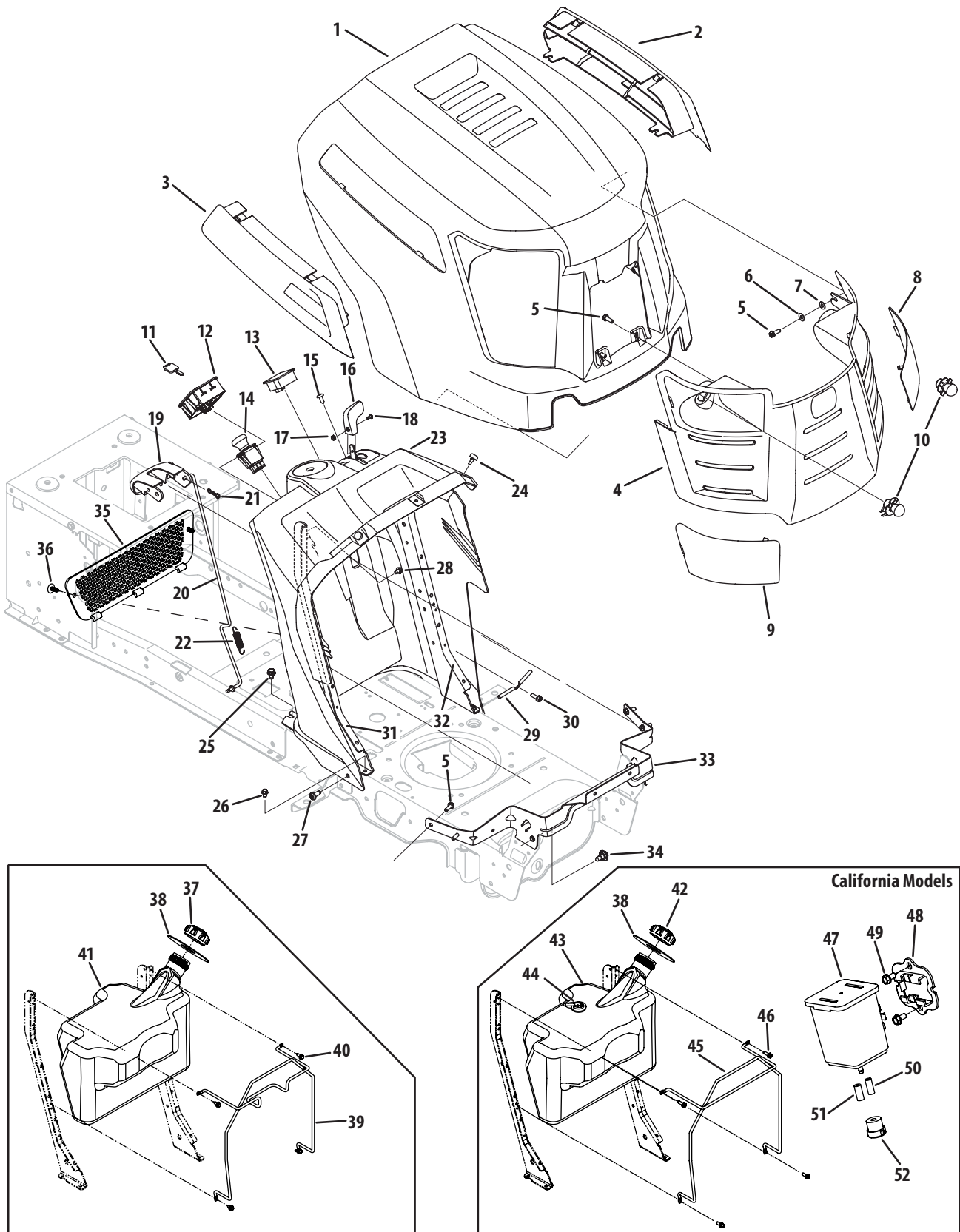


Steering & Front Axle Assembly

Ref.	Part Number	Description
1	731-04532B	Steering Wheel Cover
2	710-04484	Hex Washer Screw, $\frac{5}{16}$ -18 x .750
3	936-3004	Flat Washer, .406 x .875 x .105
4	631-04008A	Steering Wheel
5	738-04262	Steering Wheel Shaft
6	710-0514	Hex Screw, $\frac{3}{8}$ -16 x 1.00
7	741-04237A	Hex Flange Bearing
8	712-04065	Flange Lock Nut, $\frac{3}{8}$ -16
9	783-06043-0637	Steering Support Bracket
10	717-1550F	Steering Gear
11	736-3084	Flat Washer, .51 x 1.12 x .06
12	717-1554	Steering Gear
13	712-0459	Flange Lock Nut, $\frac{7}{16}$ -20
14	738-04363	Shoulder Spacer, .385 x 1.25 x .3025
15	710-04095	Hex Screw, $\frac{3}{8}$ -16 x 1.00
16	711-04998	LH Drag Link
17	711-04999	RH Drag Link
18	712-3004A	Flange Lock Nut, $\frac{5}{16}$ -18
19	912-0240	Jam Nut, $\frac{7}{16}$ -20
20	923-0448A	Lock Joint
21	712-04063	Flange Lock Nut, $\frac{5}{16}$ -18
22	748-04065-0637	Steering Block

Ref.	Part Number	Description
23	710-3180	Hex Screw, $\frac{5}{16}$ -18 x 1.75
24	912-0214	Hex Lock Nut, $\frac{3}{8}$ -24
25	748-04068	Spacer, .71 x .125 x .56
26	712-3083	Hex Lock Nut, $\frac{1}{2}$ -13
27	719-04413	Axle Pivot Bar
28	750-05041	Spacer, .510 x 1.00 x 1.5075
29	710-04824	Hex Screw, $\frac{1}{2}$ -13 x 2.5
30	638-04022-0637	RH Axle Assembly (LTX1045/1046/1050)
—	638-04021-0637	RH Axle Assembly (LTX1042)
31	638-04028-0637	LH Axle Assembly (LTX1045/1046/1050)
—	638-04027-0637	LH Axle Assembly (LTX1042)
32	714-0162	Cotter Pin, $\frac{5}{32}$ x 1.25
33	N/A	Wheel Assembly (Plastic Flange)
—	734-1731-0901	Tire, 15 x 6
—	634-04405-0499	Rim, 6.0 x 4.5
—	741-0990B	Bearing w/ Fitting
—	741-0516B	Bearing
—	634-04199	Wheel Assembly (Ball Bearing)
34	736-04228A	Flat Washer, .781 x 1.590
35	731-05674	Bumper Cap

Hood & Dash Assembly

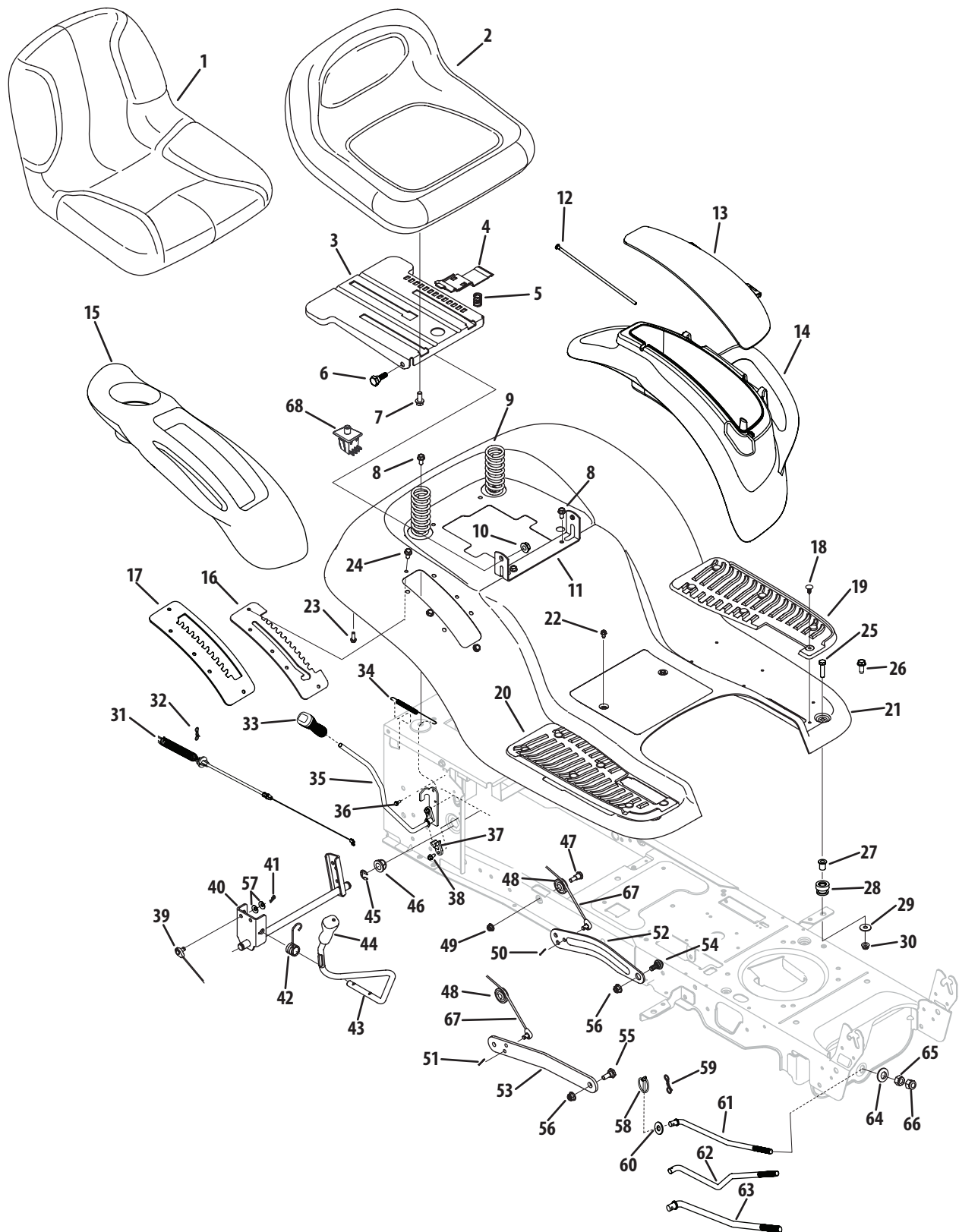


Hood & Dash Assembly

Ref.	Part Number	Description
1	931-06634	Hood
2	731-06543	LH Hood Scoop
3	731-06542	RH Hood Scoop
4	931-04322	Grill
—	777X43335	Reflective Label, LH
—	777X43334	Reflective Label, RH
5	710-0895	Hex Washer Screw, ¼-15 x .750
6	936-3020	Flat Washer, .271 x .630 x .065
7	936-0222	Lock Washer, ¼
8	931-06559	Lens, LH
9	931-06558	Lens, RH
10	925-0963	Bulb
—	925-1649	Headlight Socket
11	925-2054A	Key
12	925-04227B	Key Switch (U.S.)
—	925-04230B	Key Switch (Aus.)
13	925-04022B	Indicator Meter
14	725-04258	Electric PTO (If Equipped)
15	710-1017	Screw, ¼-14 x .625
16	731-06593	Throttle Knob
17	712-0142	Hex Nut, #8-32
18	710-3217	Screw, #8-32 x .375
19	731-05447A	Parking Brake/Cruise Control Lever
20	747-05009	Control Rod
21	714-04040	Bow-Tie Cotter Pin
22	732-04580	Extension Spring, .500 x 2.733
23	931-06666	Dash Panel (LTX1042/1045 U.S.)
—	931-06554	Dash Panel (LTX1046 U.S./1050 U.S. & Aus./1042 Aus.)
24	735-0271A	Bumper

Ref.	Part Number	Description
25	710-04484	Hex Washer Screw, ⅝-18 x .750
26	710-0599	Hex Washer Screw, ¼-20 x .500
27	710-1611B	Screw, ⅝-18 x .750
28	710-1652	Hex Washer Screw, ¼-20 x .625
29	747-1196	Bent Lever Rod
30	710-0895	Hex Washer Screw, ¼-15 x .750
31	783-06099-0637	Dash Support, RH
32	783-06098-0637	Dash Support, LH
33	783-06114-0637	Hood Pivot Bracket
34	738-04091A	Shoulder Screw, ⅝-18 x .43 x .29
35	735-04076	Net
36	726-3046	Ratchet Clip
37	751-0603A	Fuel Cap
38	735-04170	Fuel Tank Gasket
39	747-05040A	Fuel Tank Support Rod
40	710-1652	Hex Washer Screw, ¼-20 x .625
41	751-10879	Fuel Tank
42	951-10947	Fuel Cap
43	751-10906	Fuel Tank
44	751-10441	Rollover Valve
—	735-04081	Rubber Grommet
45	747-05040A	Fuel Tank Support Rod
46	710-0642	Hex Washer Screw, ¼-20 x .750
47	951-10589	Carbon Canister
48	951-10610	Canister Adapter Bracket
49	710-04484	Hex Washer Screw, ⅝-18 x .750
50	751-10749	Fuel Hose, ⅜ White
51	751-10750-28	Fuel Hose, ⅜ Yellow
52	951-10590	Canister Vent Filter

Seat, Fender & Deck Lift

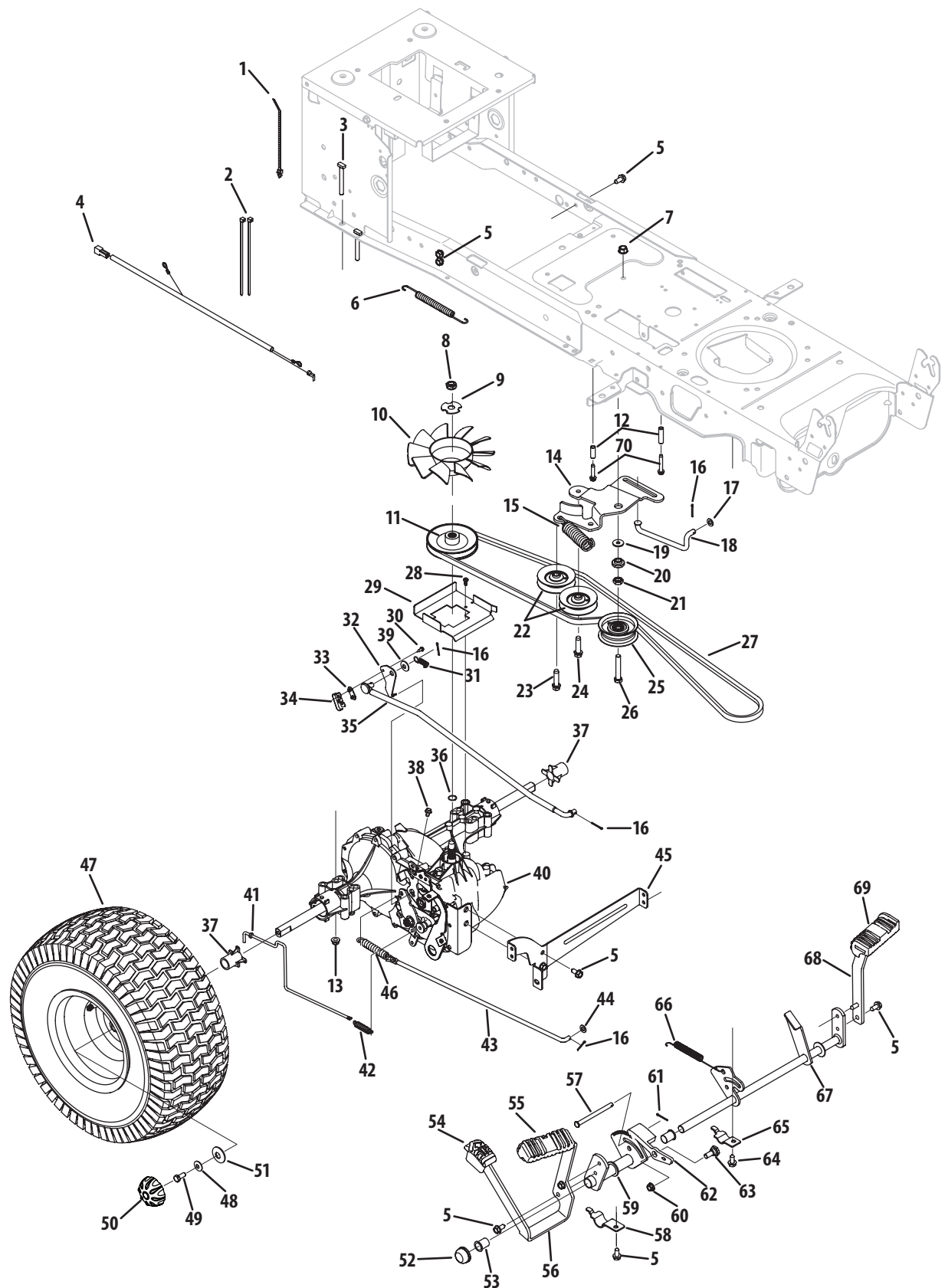


Seat, Fender & Deck Lift

Ref.	Part Number	Description
1	757-04091	High-Back Chair
2	757-04085	Mid-Back Chair (LTX1042 Aus.)
3	783-06049-4021	Seat Mounting Bracket
4	783-06050	Seat Adjustment Lever
5	732-04563	Compression Spring, .68 x 1.065 x .055
6	938-0296	Shoulder Screw, 5/16-18 x .437 x .268
7	710-04482	Hex Flange Bolt, 3/8-16 x .875
8	710-04484	Hex Washer Screw, 5/16-18 x .750
9	732-04561	Compression Spring, 1.71 x 3.735 x .238
10	712-3004A	Flange Lock Nut, 5/16-18
11	783-06088-4021	Seat Pivot Bracket
12	747-05039	Door Pin LH Pod
13	731-06584	Fender Cover Door
14	731-06676	Fender Cover, LH
15	731-06700	Fender Cover, RH
16	783-06039-0637	Lift Adjustment Bracket (LTX1042 U.S. & 1045 U.S.)
17	783-06181-0637	Lift Adjustment Bracket (LTX1042 Aus./1046 U.S./1050 U.S. & Aus.)
18	726-3046	Ratchet Clip
19	735-04137	Foot Pad, LH
20	735-04139	Foot Pad, RH
21	783-06118-4021	Fender
22	710-0599	Hex Washer Screw, 1/4-20 x .500
23	710-0895	Hex Washer Screw, 1/4-15 x .750
24	710-04484	Hex Washer Screw, 5/16-18 x .750
25	710-0528	Screw, 5/16-18 x 1.25 (LTX1042 U.S. & Aus./1045 U.S.)
26	710-1260A	Hex Washer Screw, 5/16-18 x .750 (LTX1046 U.S./1050 U.S. & Aus.)
27	750-3310	Flange Spacer, .3125 x .4375 x .625 (LTX1042 U.S. & Aus./1045 U.S.)
28	735-0690	Grommet, .4375 x .750 (LTX1042 U.S. & Aus./1045 U.S.)
29	736-3078	Flat Washer, .344 x 1.0 x .063
30	712-04063	Flange Lock Nut, 5/16-18
31	946-04618	Deck Engagement Cable (LTX1042 U.S./LTX1045 U.S.)
32	714-04040	Bow-Tie Cotter Pin (LTX1042 U.S./LTX1045 U.S.)
33	720-04116	Grip (LTX1042 U.S./LTX1045 U.S.)
34	732-0932	Extension Spring, .38 x 5.6 (LTX1042 U.S./LTX1045 U.S.)
35	647-04151	PTO Handle (LTX1042 U.S./LTX1045 U.S.)

Ref.	Part Number	Description
36	738-04237A	Shoulder Screw, #10-32 x .500 (LTX1042 U.S./LTX1045 U.S.)
37	741-04119	PTO Bearing (LTX1042 U.S./LTX1045 U.S.)
38	710-0599	Hex Washer Screw, 1/4-20 x .500 (LTX1042 U.S./LTX1045 U.S.)
39	746-0968	Lift Cable
40	683-04223-0637	Lift Shift Assembly
41	914-0104	Cotter Pin, .072 x 1.13
42	732-0874	Torsion Spring
43	747-04962A	Lift Handle
44	720-0311	Handle Grip
45	716-0106A	E-Type Ring
46	941-0225	Hex Flange Bearing
47	738-0138A	Shoulder Screw, 5/16-18 x .437 x .470
48	756-04331	Cable Roller Pulley
49	712-04063	Flange Lock Nut, 5/16-18
50	914-0111	Cotter Pin, 3/32 x 1.0 (LTX1042 U.S. & Aus.)
51	714-04040	Bow-Tie Cotter Pin (LTX1045 U.S./1046 U.S./105 U.S. & Aus.)
52	783-04711B-0637	Lift Arm, LH (LTX1042 U.S. & Aus.)
—	783-04494B-0637	Lift Arm, RH (LTX1042 U.S. & Aus.)
53	783-05546-0637	Lift Arm (LTX1045 U.S./1046 U.S./105 U.S. & Aus.)
54	738-04130	Shoulder Bolt, 3/8-16 x .625 x .175 (LTX1042 U.S. & Aus.)
55	938-0380	Shoulder Bolt, 3/8-16 x .500 x .270 (LTX1045 U.S./1046 U.S./1050 U.S. & Aus.)
56	712-04065	Flange Lock Nut, 3/8-16
57	736-0105	Washer, .401 x .870 x .063
58	753-04070	Lynch Pin
59	714-3002	Cotter Pin, 3/16 x 1.00 (LTX1042 Aus.)
60	936-0179	Flat Washer, 1/2 x 1.25 x .10
61	747-04944A	Deck Lift Rod (LTX1042 U.S./1045 U.S./1046 U.S.)
62	747-05072	Deck Lift Rod (LTX1042 Aus.)
63	747-05067A	Deck Lift Rod (LTX1050 U.S. & Aus.)
64	736-0317	Bell Washer (LTX1042 Aus./LTX1050 U.S. & Aus.)
65	912-0206	Hex Nut, 1/2-13
66	712-3083	Hex Lock Nut, 1/2-13
67	746-0968	Lift Cable
68	925-04040	Seat Switch

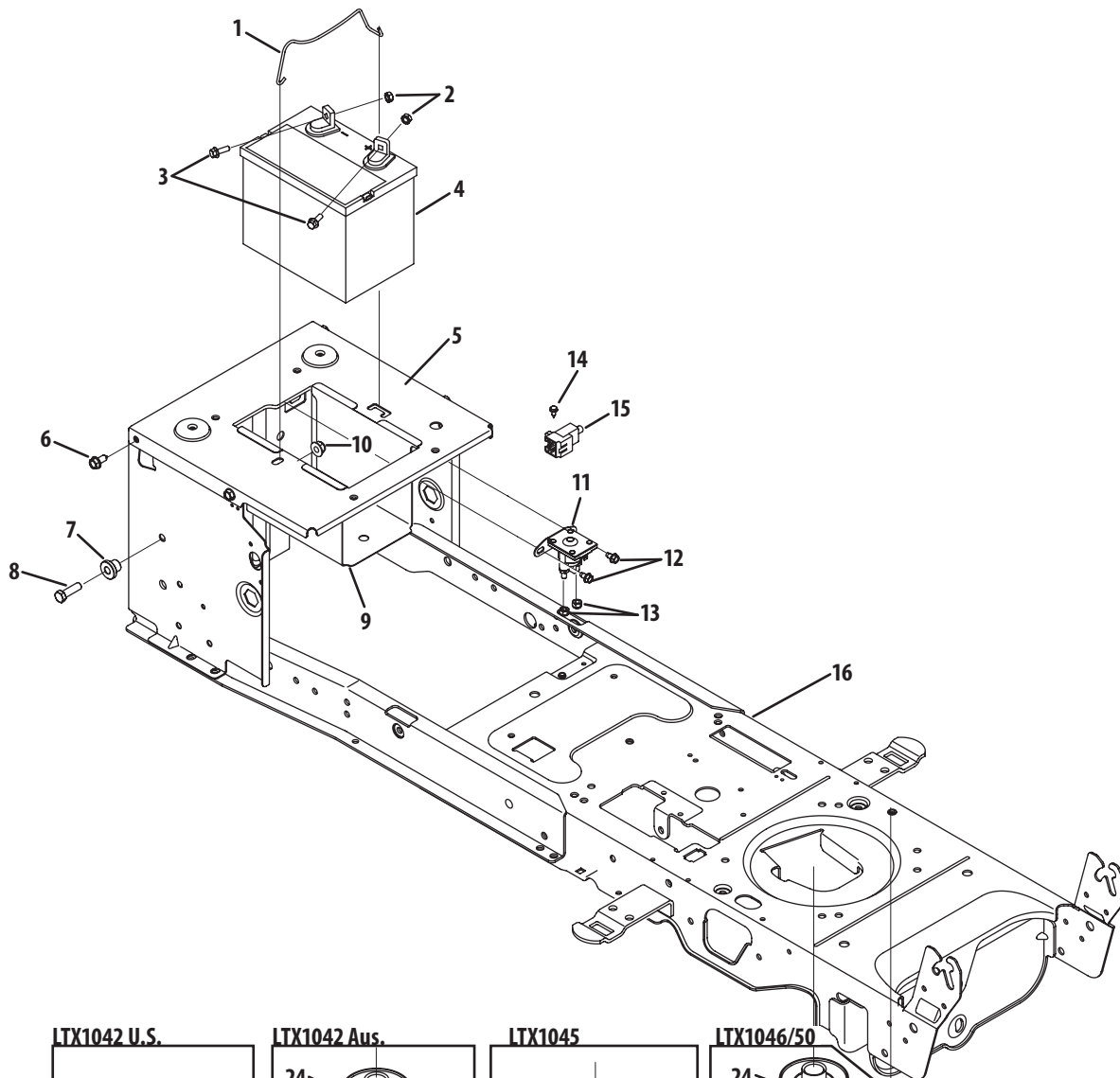
Drive System



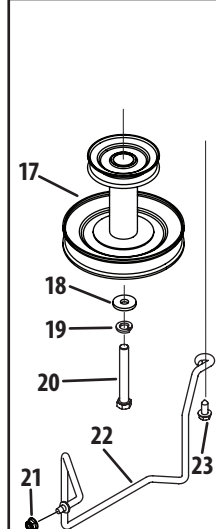
Ref.	Part Number	Description
1	926-0154	Cable Tie, 7.5
2	725-0157	Cable Tie, 3/16 x .05 x 7.4
3	710-04823	Bolt, 5/16-18 x 2.75
4	725-04791	Jumper Harness
5	710-04484	Hex Washer Screw, 5/16-18 x .750
6	732-04606	Extension Spring, .500 x 12.6
7	912-0431	Flange Lock Nut, 3/8-16
8	912-0346	Jam Lock Nut, 1/2-20
9	736-04263	Lock Washer
10	731-06098	Hydro Fan
11	756-04308	Input Pulley
12	750-04456	Spacer, .260 x .372 x 1.420
13	712-04063	Flange Lock Nut, 5/16-18
14	783-06027	Idler Bracket
15	732-04624	Extension Spring, 1.00 x 4.75
16	914-0111	Cotter Pin, 3/32 x 1.00
17	936-0264	Flat Washer, .330 x .630 x .0635
18	747-04957A	Pedal Transmission Bypass Rod
19	736-04337	Shim Washer, 1.00 x .632 x .010
20	738-0372B	Shoulder Spacer, 1.00 x .38 x .38
21	912-0240	Jam Nut, 7/16-20
22	756-04325	Idler Pulley
23	710-1008	Hex Washer Screw, 3/8-16 x 1.875
24	710-1007	Hex Washer Screw, 3/8-16 x 1.500
25	756-04224	Idler Pulley
26	710-3011	Hex Screw, 3/8-16 x 2.25
27	954-04207	V-Belt
28	710-0351	Screw, #10-16 x .500
29	783-06260-0637	Belt Disengage Support Bracket
30	710-0227	Hex Washer Screw, #8-18 x .500
31	732-3118	Extension Spring, .375 x 1.44
32	783-1019B	Switch Actuator Bracket
33	926-0320	Nut Insulator Plate
34	725-1644	Spring Safety Switch
35	747-04979	Hydro Control Rod
36	12087	Wire Ring
37	731-05299	Sleeve, .765 x 1.500
38	710-0653	Hex Washer Screw, 1/4-20 x .375
39	736-3010	Flat Washer, .407 x .812 x .135

Ref.	Part Number	Description
40	918-0319	Hydro Transmission
41	747-04991	Hydro Bypass Rod
42	932-0209	Extension Spring, .48 x 2.03
43	747-04139	Hydro Brake Rod
44	936-3008	Flat Washer, .344 x .750 x .120
45	783-06133-0637	Hydro Mount Bracket
46	732-0716D	Extension Spring, .59 x 4.00
47	N/A	Wheel (LTX1042 U.S. & Aus./1045 U.S./1046 U.S./1050 Aus.)
—	634-04369	Rim, 8.0 x 7.0
—	934-0255	Tubeless Air Valve
—	734-1730-0901	Tire, 20 x 8 x 8
—	N/A	Wheel (LTX1050 U.S.)
—	634-04369	Rim, 8.0 x 7.0
—	734-0255	Tubeless Air Valve
—	734-1873-0901	Tire, 20 x 10 x 8
48	736-0242	Bell Washer, .340 x .872 x .060
49	710-0627	Cap Lock Screw, 5/16-24 x .750
50	731-2290A	Hub Cap
51	736-0430	Flat Washer, .350 x 1.59 x .062
52	726-0214	Push Cap
53	741-0495	Flange Bearing, .630 x .695 x .60
54	735-04135	Reverse Pedal Pad
55	735-04118A	Forward Pedal Pad
56	783-06059-0637	Forward/Reverse Hydro Pedal Bracket
57	711-05068	Clevis Pin, 5/16 x 3.985
58	783-05914	Transmission Rod Support Strap
59	683-04488	Hydro Drive Shaft Assembly
60	712-04065	Flange Lock Nut, 3/8-16
61	714-04040	Bow-Tie Cotter Pin
62	748-04203	Cruise Latch
63	938-0380	Shoulder Bolt, 3/8-16 x .500 x .270
64	710-0604A	Hex Washer Screw, 5/16-18 x .625
65	783-05940	Brake Shaft Support Strap
66	732-04587	Extension Spring, .63 x 4.95
67	647-04152	Brake Control Assembly
68	783-06103A	Brake Pedal Bracket
69	735-04136	Brake Pedal Pad
70	710-1325	Hex Washer Screw, 1/4-20 x 1.625

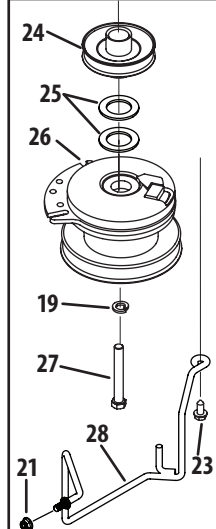
Frame, Battery & PTO



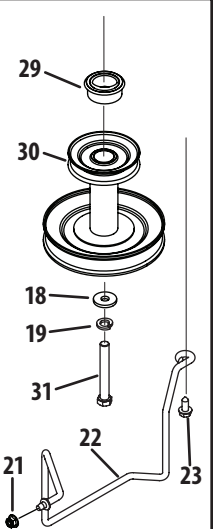
LTX1042 U.S.



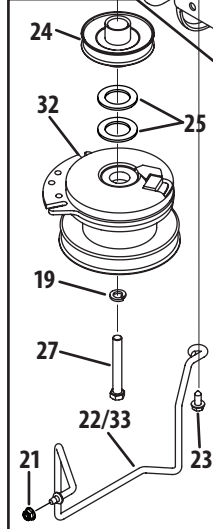
LTX1042 Aus.



LTX1045

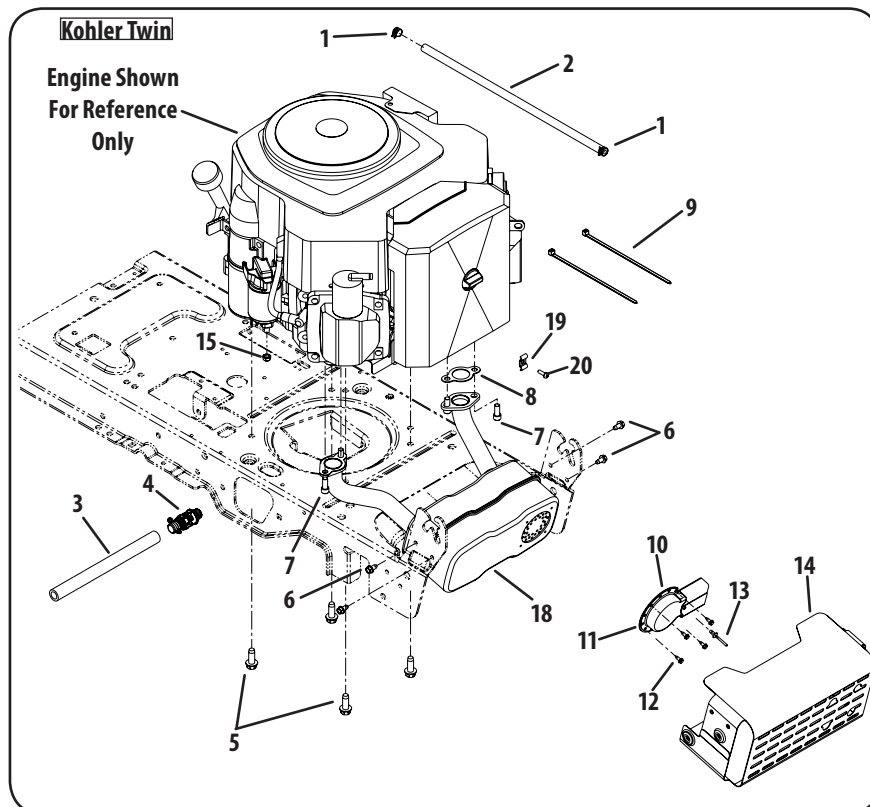
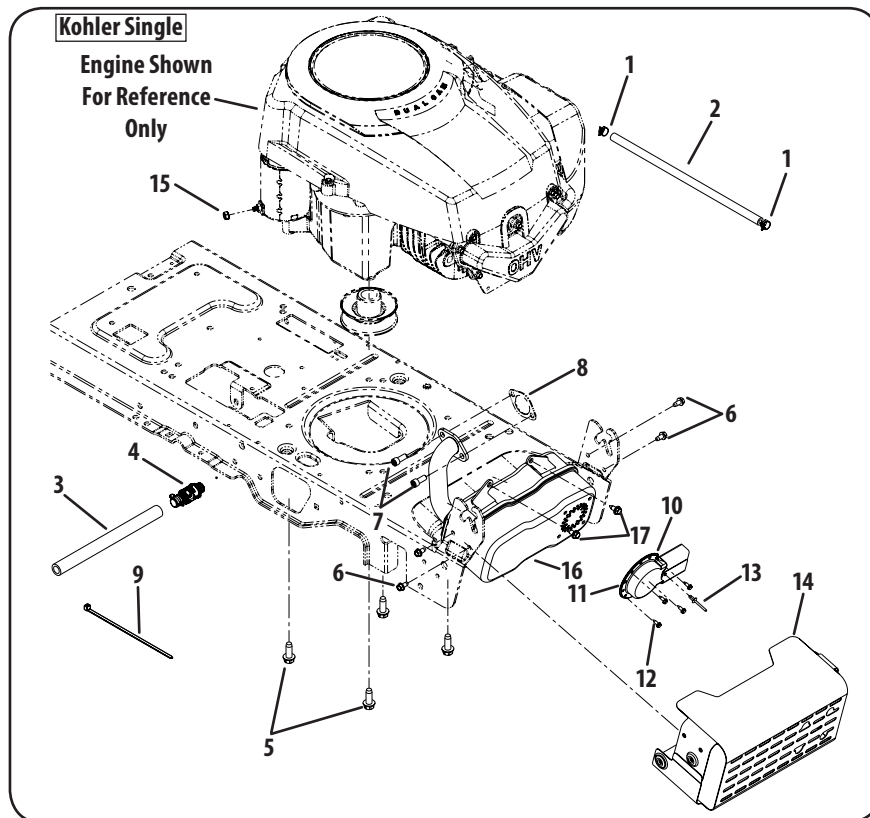


LTX1046/50



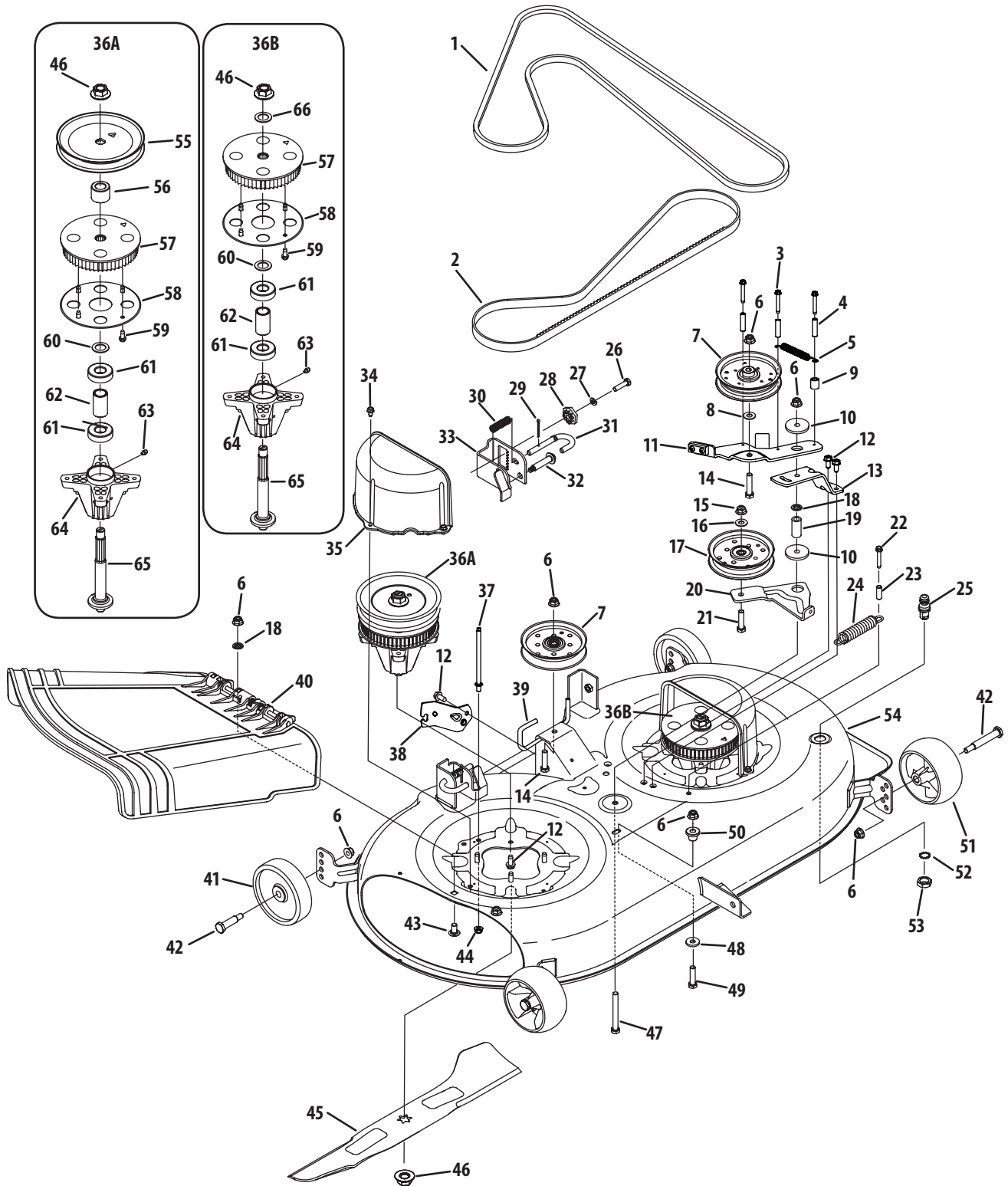
Ref.	Part Number	Description
1	747-04121A	Battery Hold-Down Rod
2	712-0271	Sems Nut, ¼-20
3	710-04666	Hex Flange, ¼-20 x .75
4	925-1707D	Battery
5	783-06089-0637	Seat Frame Bracket
6	710-04484	Hex Washer Screw, ⅝-18 x .750
7	738-04058	Shoulder Spacer, .38 x 1.0 x .70
8	710-3005	Hex Screw, ⅜-16 x 1.25
9	783-0349-0637	Battery Tray
10	712-04065	Flange Lock Nut, ⅜-16
11	725-04439	Solenoid
12	710-0653	Hex Washer Screw, ¼-20 x .375
13	712-04064	Flange Lock Nut, ¼-20
14	738-04237A	Shoulder Screw, #10-32 x .500
15	725-04363	Interlock Switch
16	683-04469-0637	Lower Frame Assembly
17	756-04208A	Engine Pulley (LTX1042 U.S.)
18	736-0322	Flat Washer, .450 x 1.250 x .164 (LTX1042 U.S./1045 U.S.)
19	936-0171	Lock Washer, ⅞ (All Models)
20	710-04607	Hex Screw, ⅞-20 x 2.75
21	712-04063	Flange Lock Nut, ⅝-18 (All Models)
22	747-05065	Keeper Rod (LTX1042 U.S./1045 U.S./1046 U.S.)
23	710-04484	Hex Washer Screw, ⅝-18 x .750 (All Models)
24	756-0978B	Engine Pulley (LTX 1042 Aus./1046 U.S., 1050 U.S. & Aus.)
25	736-0277	Flat Washer, 1.031 x 1.620 x .095 (LTX1042 Aus./1046 U.S., 1050 U.S. & Aus.)
26	917-04163A	Electric PTO Clutch (LTX1042 Aus.)
27	710-04379A	Hex Screw, ⅞-20 x 3.50 (LTX1042 Aus./1046 U.S., 1050 U.S. & Aus.)
28	647-04163	Keeper Rod (LTX1042 Aus.)
29	750-0956	Spacer, 1.010 x 1.400 x .825 (LTX1045 U.S.)
30	956-04067A	Engine Pulley (LTX1045 U.S.)
31	710-04876	Hex Screw, ⅞-20 x 3.50 (LTX1045 U.S.)
32	917-04552	Electric PTO Clutch (LTX1046)
—	917-04174A	Electric PTO Clutch (LTX1050 U.S. & Aus.)
33	747-05073	Torque Rod

Engine Accessories



Ref.	Part Number	Description
1	726-0205	Hose Clamp
2	751-10349-28	Fuel Hose
3	751-3141-14	Extension Hose
4	951-10517A	Oil Drain
5	710-04683	Hex Washer Screw, $\frac{3}{8}$ -16 x 1.00
6	710-0599	Hex Washer Screw, $\frac{1}{4}$ -20 x .500
7	710-1314A	Screw, $\frac{5}{16}$ -18 x .750
8	721-0377A	Exhaust Gasket
9	725-0157	Cable Tie, $\frac{3}{16}$ x .05 x 7.4
10	751-0564B	Muffler Deflector
11	751-10353	Long Muffler Deflector
12	710-0227	Hex Washer Screw, #8-18 x .500
13	728-04000	Rivet, .188 x .300
14	683-04549-0637	Muffler Shield Assembly
15	712-0271	Sems Nut, $\frac{1}{4}$ -20
16	751-11022	Kohler Single Muffler
17	710-1652	Hex Washer Screw, $\frac{1}{4}$ -20 x .625
18	751-10528	Kohler Twin Muffler
19	KH-47-237-02	Dual Conduit Clamp
20	KH-24-086-43-S	Tap Screw, M5 x .8

42" U.S. Timed Mowing Deck

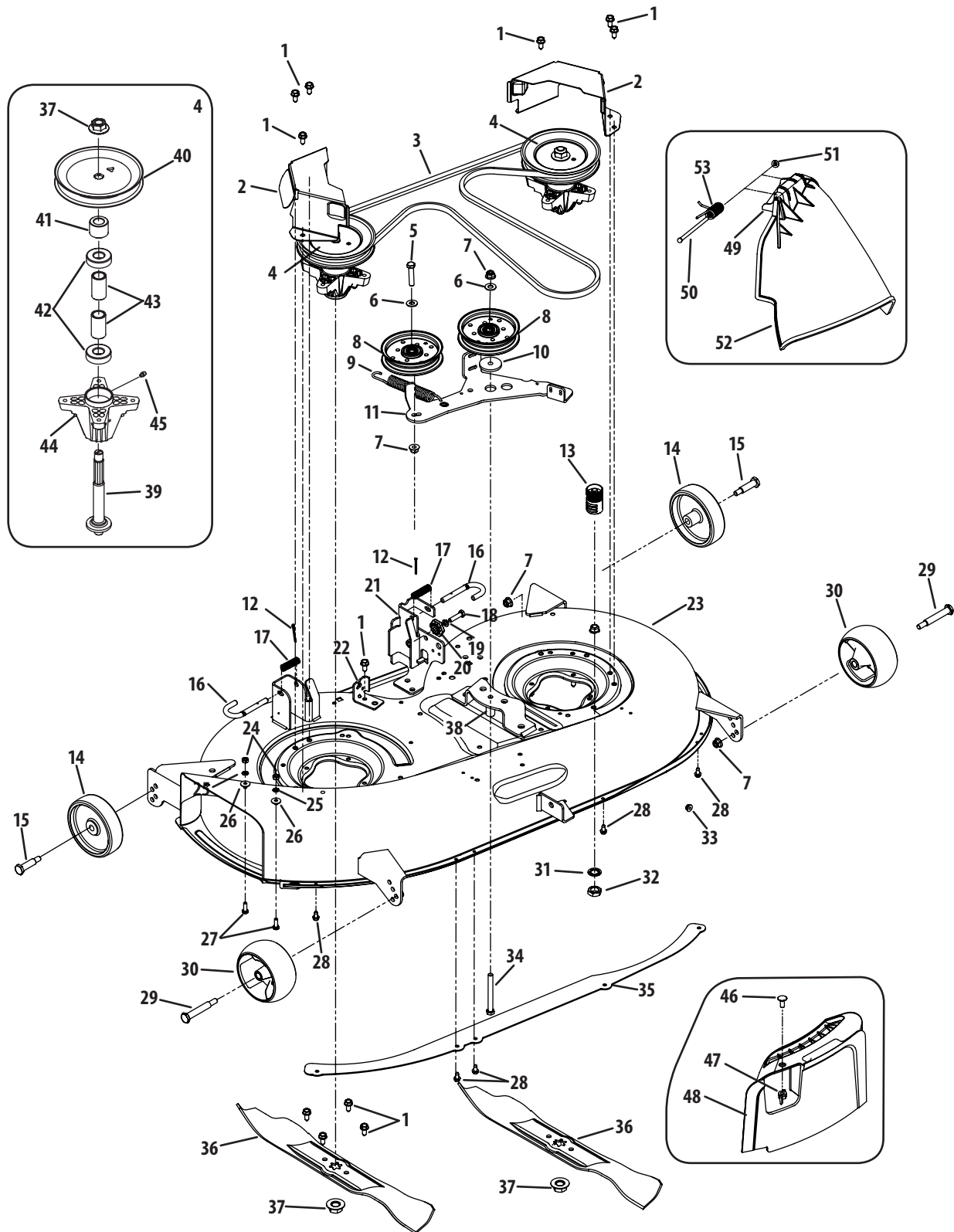


42" U.S. Timed Mowing Deck

Ref.	Part Number	Description
1	954-0266A	Drive Belt
2	954-04167	Timing Belt
3	710-1325	Hex Washer Screw, ¼-20 x 1.625
4	750-04456	Spacer, .260 x .372 x 1.420
5	932-0428A	Extension Spring, .50 x 4.35
6	712-04065	Flange Lock Nut, ⅜-16
7	756-04129B	Idler Pulley
8	936-3004	Flat Washer, .406 x .875 x .105
9	750-0807	Spacer, .385 x .625 x .700
10	738-04162A	Shoulder Spacer, .8840 x .190
11	983-04524	Brake Assembly
12	710-04484	Hex Washer Screw, ⅝-18 x .750
13	783-06176-0637	Idler Brace Bracket
14	710-0347	Hex Screw, ⅜-16 x 1.75
15	712-0266A	Jam Lock Nut, ⅜-16
16	936-0300	Flat Washer, .406 x .875 x .059
17	756-04280	Idler Pulley
18	712-0229	Push Nut, ⅜
19	750-04446	Spacer, ⅜ x .68 x 1.46
20	783-05802-0637	Tension Bracket
21	710-0520	Hex Screw, ⅜-16 x 1.50
22	710-1325	Hex Washer, ¼-20 x 1.625
23	750-0566A	Spacer, .260 x .375 x 1.030
24	732-0826A	Extension Spring, .865 x 4.68
25	737-04003D	Deck Water Nozzle
26	710-0528	Hex Screw, ⅝-18 x 1.25
27	936-0119	Lock Washer, ⅝
28	917-04074	Deck Adjustment Gear
29	914-0470	Cotter Pin, ⅛ x 1.25
30	932-0306A	Compression Spring, .531 x 1.75
31	747-1116	Deck Handle Rod
32	738-04316A	Shoulder Bolt, ⅝-24 x .435 x 1.76
33	783-05627-0637	Deck Lift Bracket
34	710-0599	Hex Washer Screw, ¼-20 x .500
35	731-06291A	Belt Cover

Ref.	Part Number	Description
36A	918-04512A	Spindle Assembly, Drive
36B	918-04516	Spindle Assembly, Driven
37	711-1044A	Belt Guard Pin
38	783-06262-0637	Deck Engage Cable Bracket
39	747-05055	Belt Keeper Rod
40	631-04254	Chute Assembly
41	734-0973	Deck Wheel
42	938-0373	Shoulder Bolt, ⅜-16 x .496 x 1.525
43	710-3178	Carriage Bolt, ⅜-16 x .75
44	712-04063	Flange Lock Nut, ⅝ x 18
45	942-04217	2-in-1 Blade
46	712-0417A	Flange Nut, ⅝-18
47	710-3130	Hex Screw, ⅜-16 x 3.25
48	736-0258	Flat Washer, .385 x 1.0 x .135
49	710-3005	Hex Screw, ⅜-16 x 1.25
50	938-0785	Shoulder Spacer, 1.38 x .445 x .36
51	734-04155	Deck Wheel
52	736-0225	Lock Washer, ⅝
53	912-0641	Hex Nut, M16-1.5
54	683-04492-4021	Deck Assembly
55	756-04372	Pulley (Drive Spindle)
56	750-04724	Spacer, .792 x 1.060 x 1.860 (Drive Spindle)
57	913-0404A	Timing Pulley
58	787-01520	Timing Pulley Plate
59	710-04065	Screw, ¼-10 x .625
60	936-0287	Flat Washer, .793 x 1.24 x .06
61	941-0919	Ball Bearing, .787 x 1.85 x .551
62	750-04936	Spacer, .792 x 1.060 x 1.860
63	937-3000	Drive Lube Fitting
64	619-04199	Spindle Housing
65	938-04292	Spindle Shaft (Drive Spindle)
—	938-04291	Spindle Shaft (Driven Spindle)
66	736-0315	Flat Washer, .760 x 1.50 x .120

42" Australian Mowing Deck

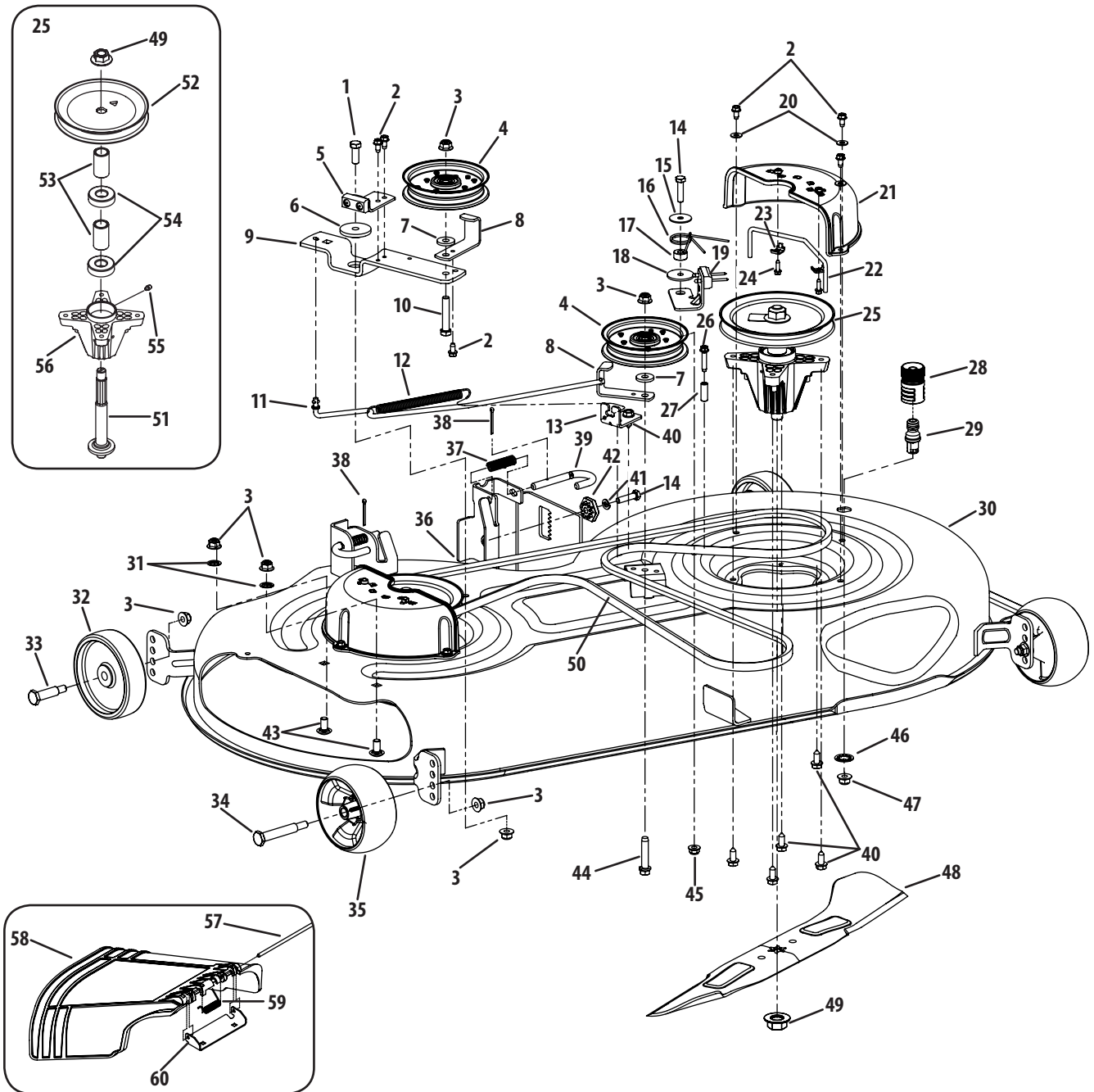


42" Australian Mowing Deck

Ref.	Part Number	Description
1	710-04484	Hex Washer Screw, 5/16-18 x .750
2	783-04327B	Belt Cover
3	754-04060B	V-Belt
4	618-04461	Spindle Assembly
5	710-0347	Hex Screw, 3/8-16 x 1.75
6	736-0300	Flat Washer, .406 x .875 x .059
7	712-04065	Flange Lock Nut, 3/8-16
8	756-04129B	Idler Pulley
9	732-04247	Extension Spring, .850 x 6.415
10	738-04162A	Shoulder Spacer, .8840 x .190
11	783-04491D	Idler Pivot Bracket
12	714-0470	Cotter Pin, 1/8 x 1.25
13	721-04041	Water Nozzle Adapter
14	734-0973	Deck Wheel
15	738-0373	Shoulder Bolt, 3/8-16 x .496 x 1.525
16	747-1116	Deck Handle Rod
17	732-0306A	Compression Spring, .531 x 1.75
18	710-0528	Hex Screw, 5/16-18 x 1.25
19	736-0119	Lock Washer, 5/16
20	717-04074	Deck Adjustment Gear
21	683-0254B	Deck Hanger Bracket Assembly
22	783-04740	Deck Engage Cable Bracket
23	683-04497	Deck Assembly
24	712-3006	Hex Nut, 1/4-20
25	726-0233	Push Nut, .25 x .50
26	736-0270	Bell Washer, .265 x .75 x .062
27	710-3015	Hex Screw, 1/4-20 x .75

Ref.	Part Number	Description
28	710-0599	Hex Washer Screw, 1/4-20 x .500
29	738-3056	Shoulder Bolt, 3/8-16 x .496 x 2.50
30	734-04155	Deck Wheel
31	736-0225	Lock Washer, 5/8
32	712-0641	Hex Nut, M16-1.5
33	712-04064	Flange Lock Nut, 1/4-20
34	710-3085	Hex Screw, 3/8-16 x 3.50
35	783-1146A	Deck Skirt
36	742-0616A	3-in-1 Blade
37	712-0417A	Flange Nut, 5/8-18
38	750-04446	Spacer, 3/8 x .68 x 1.46
39	738-04241	Spindle Shaft
40	756-1227	Deck Pulley
41	750-04739	Spacer, .820 x 1.150 x .480
42	741-0919	Ball Bearing, .797 x 1.85 x .551
43	750-1000	Spacer, .80 x 1.10 x 1.322
44	619-0043A	Deck Spindle Housing
45	737-3000	Lube Fitting
46	710-0134	Carriage Screw, 1/4-20 x .62
47	712-3087	Wing Nut, 1/4-20
48	731-2363	Mulch Plug
49	703-1693A	Hinge Mount Bracket
50	711-0792	Hinge Pin, .25 x 6.75
51	726-0106	Speed Nut, 1/4
52	731-2541A	Chute Deflector
53	732-04537	Torsion Spring

46" Mowing Deck (LTX1045)

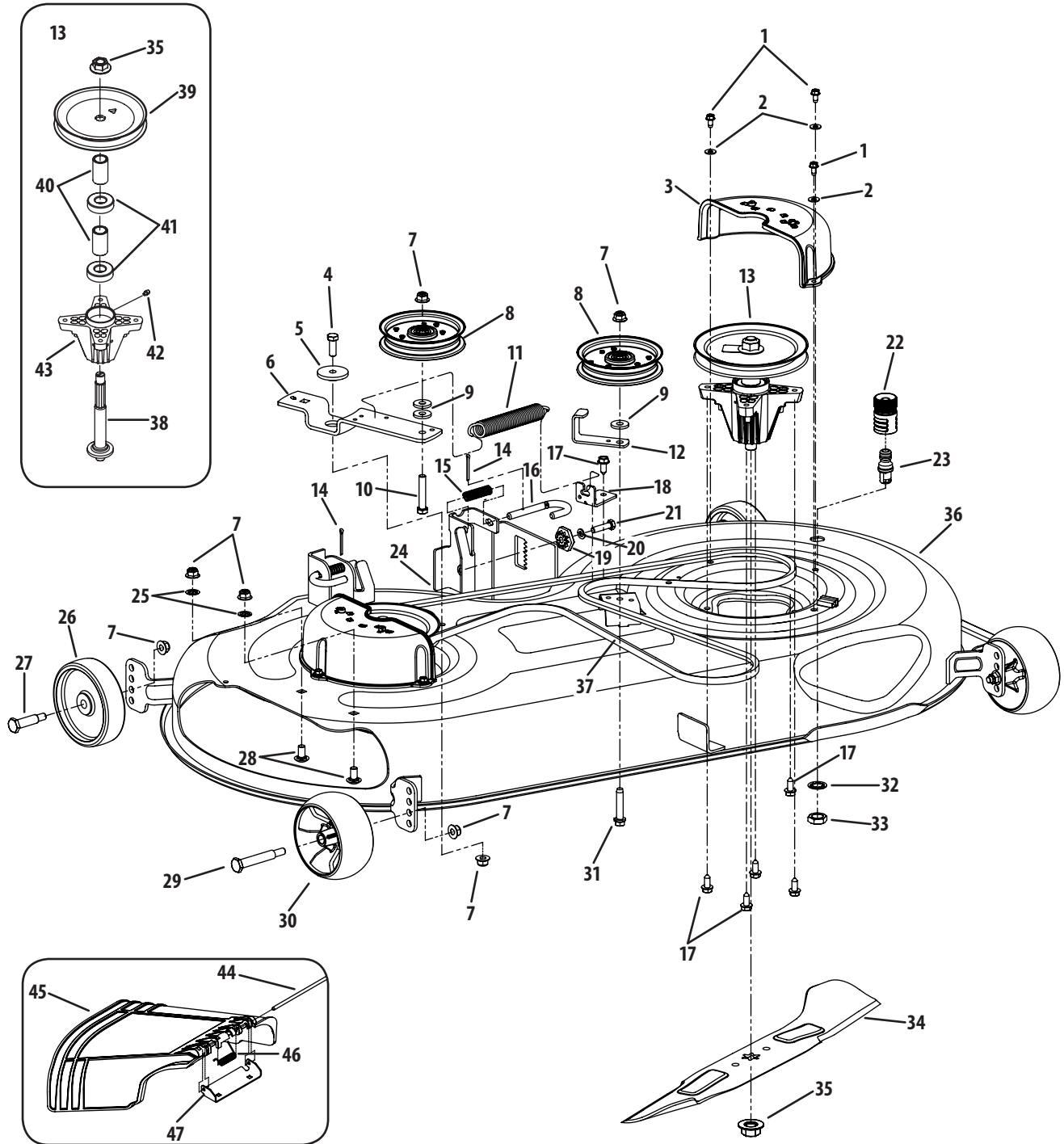


46" Mowing Deck (LTX1045)

Ref.	Part Number	Description
1	710-0514	Hex Screw, 3/8-16 x 1.00
2	710-0599	Hex Screw, 1/4-20 x .500
3	712-04065	Flange Lock Nut, 3/8-16
4	756-04129B	Idler Pulley
5	983-04511	Brake Assembly
6	738-04162A	Shoulder Spacer, .8840 x .19
7	736-0258	Flat Washer, .385 x 1.0 x .135
8	783-06368-0637	Belt Guard Bracket
9	783-05946	Idler Bracket
10	710-3144	Hex Screw, 3/8-16 X 2.0
11	747-05052	Brake Control Rod
12	732-04287	Extension Spring, .500 X 6.375
13	783-06243-0637	Deck Engage Cable Bracket
14	710-0528	Hex Screw, 5/16-18 x 1.25
15	736-0362	Flat Washer, .322 X 1.25 X .060
16	732-04605	Torsion Spring, .992 x 1.1
17	750-0258	Spacer, .315 x .750 x .37
18	738-04166	Shoulder Spacer, .5000 x .14
19	983-04525	Brake Assembly
20	936-0463	Flat Washer
21	731-06496	Belt Cover
22	747-05011	Belt Keeper Rod
23	751B221535	Casing Clamp
24	710-04669	Hex Screw, #10-16 x .625
25	918-04636	Spindle Assembly
26	710-0809	Hex Screw, 1/4-20 x 1.250
27	750-0566A	Spacer, .260 x .375 x 1.0
28	921-04041	Water Nozzle Adapter
29	737-04003D	Deck Water Nozzle
30	683-04468-4021	Deck Assembly

Ref.	Part Number	Description
31	712-0229	Push Nut
32	734-0973	Deck Wheel
33	938-0373	Shoulder Bolt
34	938-3056	Shoulder Bolt
35	734-04155	Deck Wheel
36	683-0254B-4021	Deck Hanger Bracket Assembly
37	932-0306A	Compression Spring
38	914-0470	Cotter Pin, 1/8 x 1.25
39	747-1116	Deck Release Pin
40	710-04484	Hex Screw, 5/16-18 x .750
41	936-0119	Lock Washer, 5/16
42	917-04074	Deck Adjustment Gear
43	710-3178	Carriage Bolt, 3/8-16 x .75
44	710-1008	Screw, 3/8-16 x 1.87
45	712-04063	Flange Lock Nut, 5/16-18
46	736-0225	Lock Washer
47	912-0641	Hex Nut, M16-1.5
48	742-04244	2-in-1 Blade
49	712-0417A	Flange Nut, 5/8-18
50	954-04219	V-Belt
51	738-1186A	Spindle Shaft
52	756-04356	Deck Pulley
53	750-04936	Spacer, .792 x 1.060 x 1.860
54	941-0919	Ball Bearing, .787 x 1.85 x .551
55	937-3000	Drive Lube Fitting
56	619-04199	Spindle Housing
57	711-04847A	Hinge Pan, .3125 x 7.96
58	731-06708	Chute
59	732-04372	Torsion Spring, .44 x 2.0
60	783-06074	Chute Bracket

46" Mowing Deck (LTX1046)

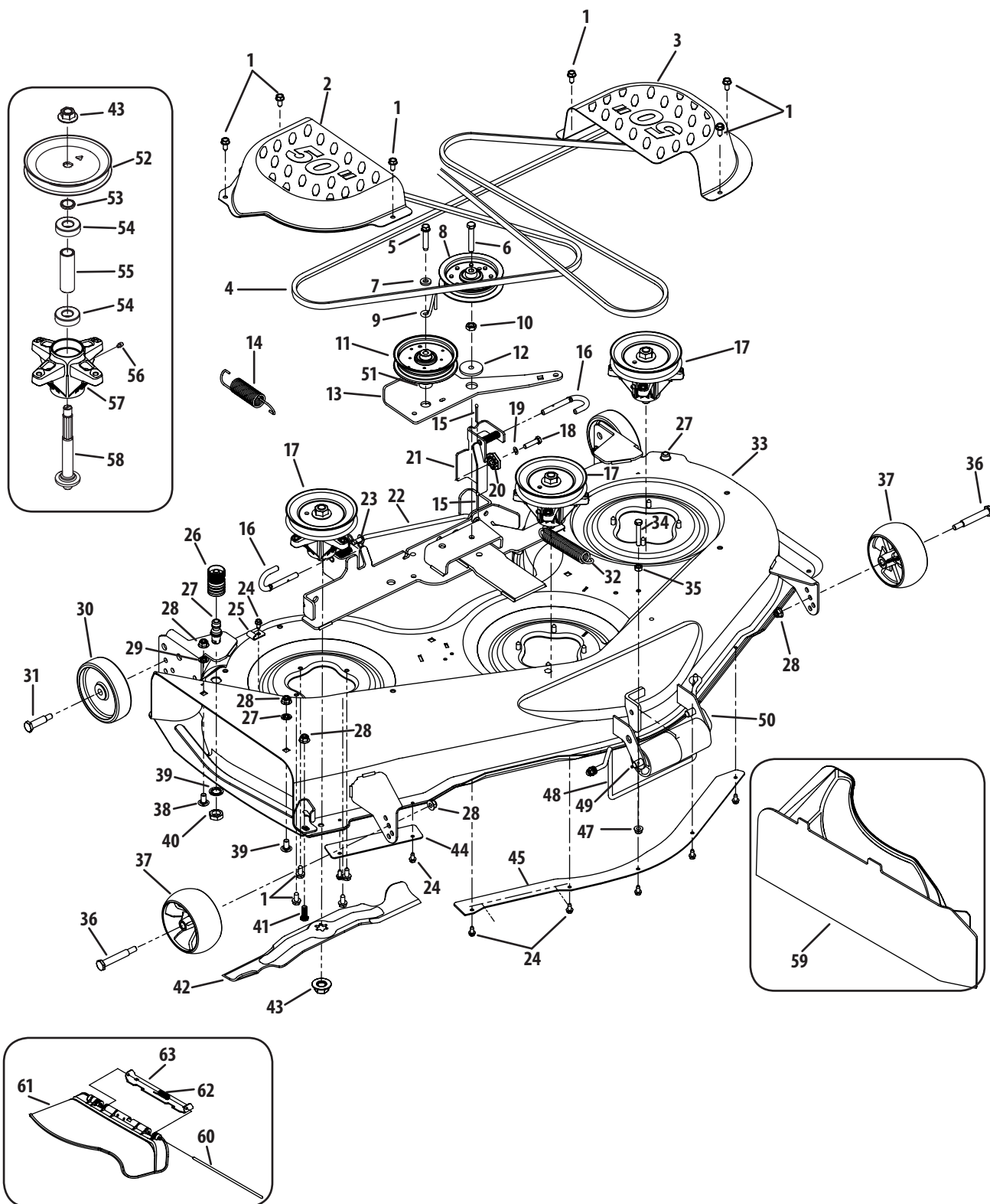


46" Mowing Deck (LTX1046)

Ref.	Part Number	Description
1	710-0599	Hex Washer Screw, ¼-20 x .500
2	936-0463	Flat Washer, .25 x .630 x .0515
3	731-06496	Belt Cover
4	710-0514	Hex Screw, ⅜-16 x 1.00
5	738-04162A	Shoulder Spacer, .8840 x .190
6	783-05946	Idler Bracket
7	712-04065	Flange Lock Nut, ⅜-16
8	756-04129B	Idler Pulley
9	736-0258	Flat Washer, .385 x 1.0 x .135
10	710-3144	Hex Screw, ⅜-16 x 2.00
11	732-0459C	Extension Spring
12	783-06368-0637	Belt Guard Bracket
13	918-04636	Spindle Assembly
14	914-0470	Cotter Pin, ⅛ x 1.25
15	932-0306A	Compression Spring, .531 x 1.75
16	747-1116	Deck Handle Rod
17	710-04484	Hex Washer Screw, ⅝-18 x .750
18	783-06243-0637	Deck Engage Bracket
19	917-04074	Deck Adjustment Gear
20	936-0119	Lock Washer, ⅝
21	710-0528	Hex Screw, ⅝-18 x 1.25
22	921-04041	Water Nozzle Adapter
23	737-04003D	Deck Water Nozzle
24	683-0254B-4021	Deck Hanger Bracket Assembly

Ref.	Part Number	Description
25	712-0229	Push Nut, ⅜
26	734-0973	Deck Wheel
27	938-0373	Shoulder Bolt, ⅜-16 x .496 x 1.525
28	710-3178	Carriage Bolt, ⅜-16 x .75
29	938-3056	Shoulder Bolt, ⅜-16 x .496 x 2.50
30	734-04155	Deck Wheel
31	710-1008	Hex Washer Screw, ⅜-16 x 1.875
32	736-0225	Lock Washer, ⅝
33	912-0641	Hex Nut, M16-1.5
34	942-04244	2-in-1 Blade
35	712-0417A	Flange Nut, ⅝-18
36	683-04468-4021	Deck Assembly
37	954-04219	V-Belt
38	738-1186A	Spindle Shaft
39	756-04356	Deck Pulley
40	750-04936	Spacer, .792 x 1.060 x 1.860
41	941-0919	Ball Bearing, .787 x 1.85 x .551
42	937-3000	Lube Fitting
43	619-04199	Spindle Housing
44	711-04847A	Hinge Pan, .3125 x 7.96
45	731-06708	Chute
46	732-04372	Torsion Spring, .44 x 2.0
47	783-06074	Chute Bracket

50" Mowing Deck

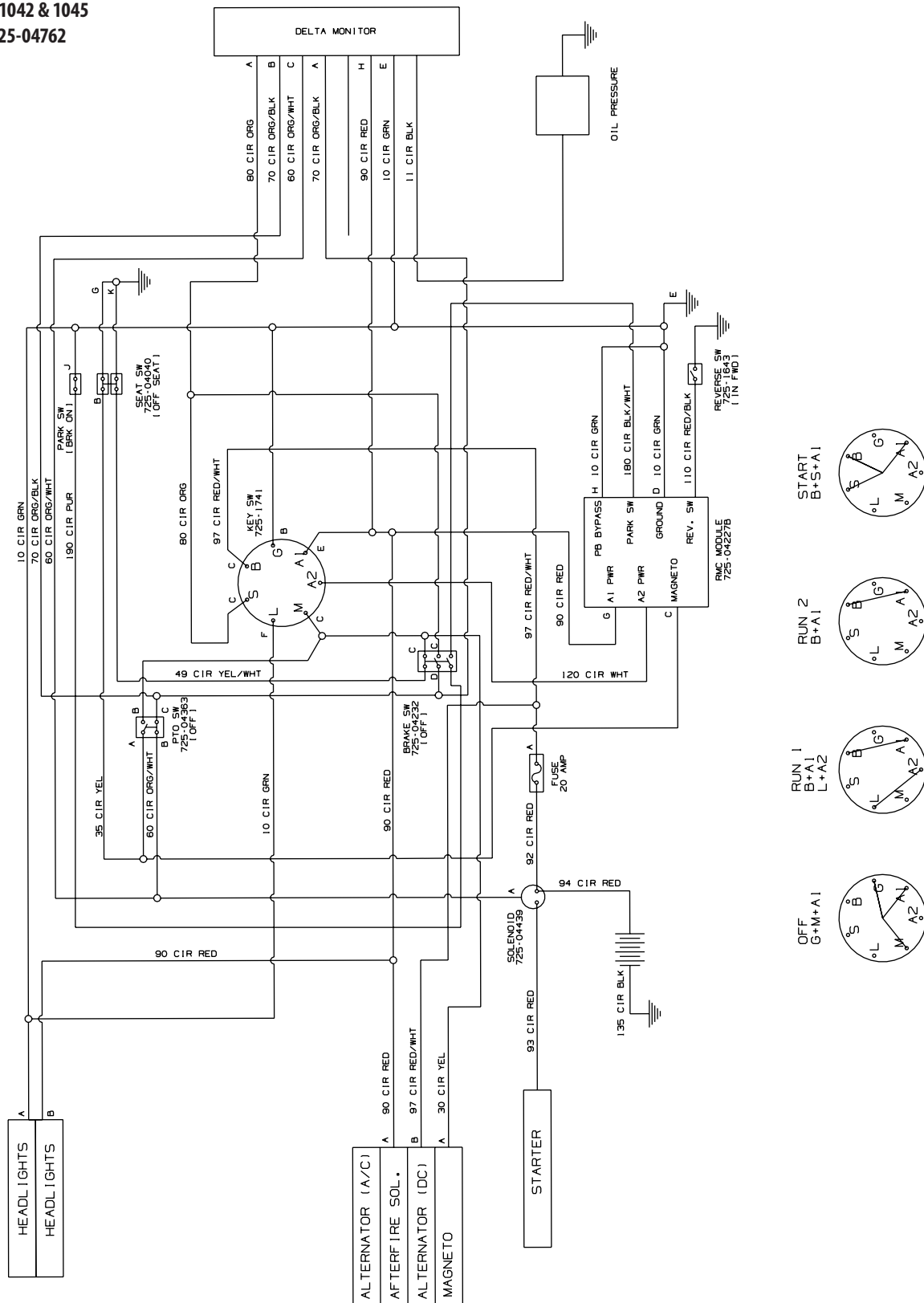


Ref.	Part Number	Description
1	710-04484	Hex Washer Screw, 5/16-18 x .750
2	783-04400-4021	Belt Cover, RH
3	783-04399-4021	Belt Cover, LH
4	954-04240	V-Belt
5	710-1008	Hex Washer Screw, 3/8-16 x 1.875
6	710-3011	Hex Screw, 3/8-16 x 2.25
7	736-3010	Flat Washer, .407 x .812 x .135
8	756-04400	Idler Pulley
9	747-04530	Belt Keeper Rod
10	912-0240	Jam Nut, 7/16-20
11	756-04129B	Idler Pulley
12	738-04162A	Shoulder Spacer, .8840 x .190
13	783-0636-0637	Idler Arm Bracket
14	732-0934	Extension Spring, 1.15 x 5.99
15	914-0470	Cotter Pin, 1/8 x 1.25
16	747-1116	Deck Handle Rod
17	918-04825	Spindle Assembly
18	710-0528	Hex Screw, 5/16-18 x 1.25
19	936-0119	Lock Washer, 5/16
20	917-04074-4021	Deck Adjustment Gear
21	683-0254B	Deck Hanger Bracket Assembly
22	711-05078	Deck Support Rod
23	936-0314	Washer, .375 x .70 x .030
24	710-0599	Hex Washer Screw, 1/4-20 x .500
25	96606	Hook Retainer Bracket
26	921-04041	Water Nozzle Adapter
27	737-04003D	Deck Water Nozzle
28	712-04065	Flange Lock Nut, 3/8-16
29	712-0229	Push Nut, 3/8
30	734-0973	Deck Wheel
31	938-0373	Shoulder Bolt, 3/8-16 x .496 x 1.525
32	932-0306A	Compression Spring, .531 x 1.75

Ref.	Part Number	Description
33	683-04561-4021	Deck Assembly
34	710-3103	Hex Screw, 5/16-18 x 2.00
35	912-3010	Hex Nut, 5/16-18
36	938-3056	Shoulder Bolt, 3/8-16 x .496 x 2.50
37	734-04155	Deck Wheel
38	710-3178	Carriage Bolt, 3/8-16 x .75
39	736-0225	Lock Washer, 5/8
40	912-0641	Hex Nut, M16-1.5
41	710-04095	Hex Screw, 3/8-16 x 1.00
42	942-04053C	2-in-1 Blade
43	712-0417A	Flange Nut, 5/8-18
44	783-04415-4021	RH Skirt
45	783-04414A-4021	Center Skirt
46	714-04043	Bow-Tie Cotter Pin
47	712-04063	Flange Lock Nut, 5/16-18
48	747-05073	Torque Rod
49	914-0111	Cotter Pin, 3/32 x 1.00
50	911-3314	Roller Pin
51	750-3119	Spacer, .406 x 1.00 x .38
52	756-04216	Deck Pulley
53	748-0434	Spacer, .750 x 1.150 x .230
54	941-0919	Ball Bearing, .787 x 1.85
55	750-1096	Spacer, .800 x 1.100 x 1.5300
56	937-3000	Lube Fitting
57	618-0411	Spindle Housing
58	738-0976	Spindle Shaft
59	813-010352	Mulch Kit
60	711-04565	Hinge Pin, .3175 x 14.06
61	731-05559B	Chute
62	732-04372	Torsion Spring, .44 x 2.0
63	783-05030	Chute Bracket

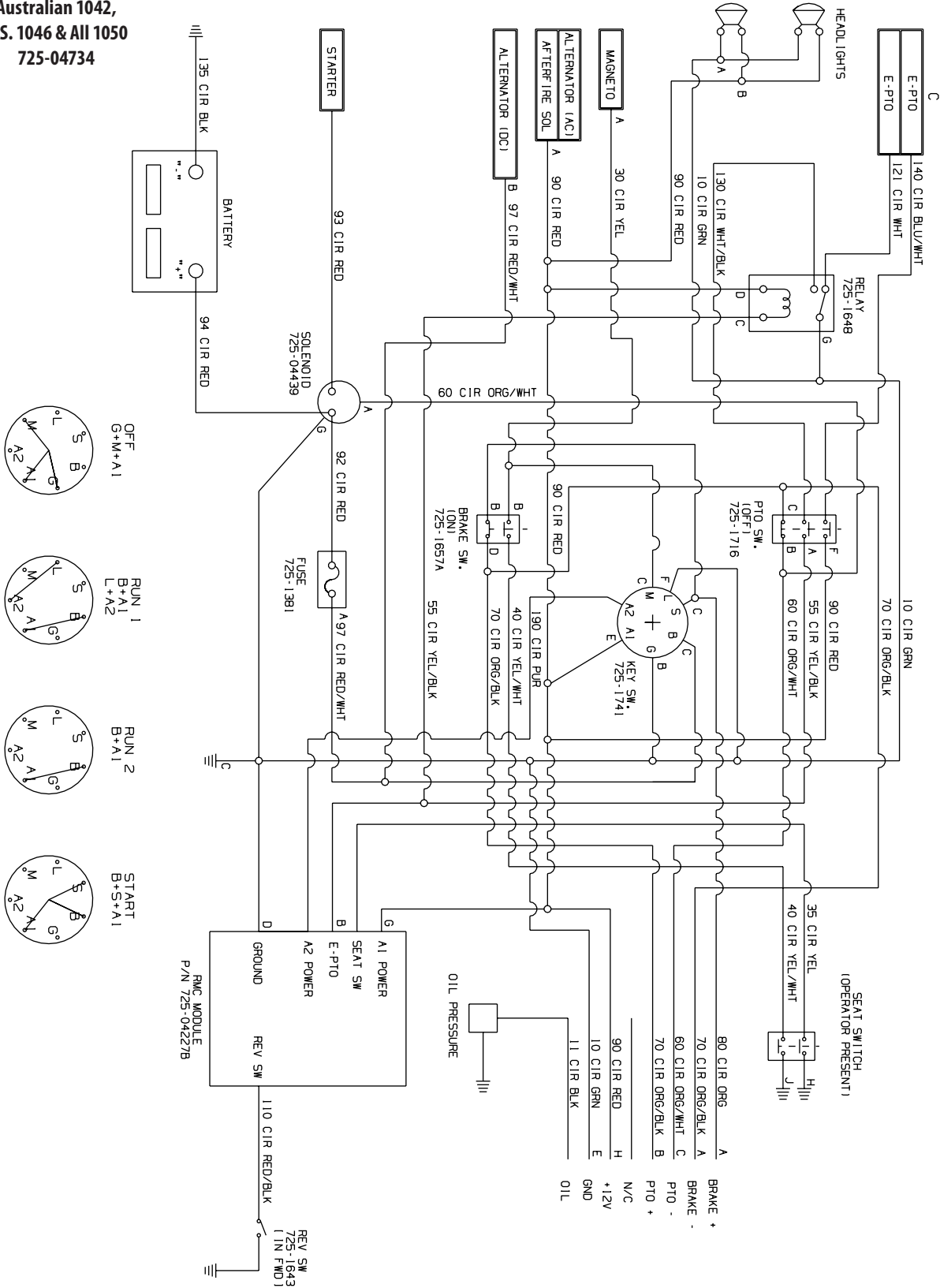
Wiring Schematic

U.S. 1042 & 1045
725-04762

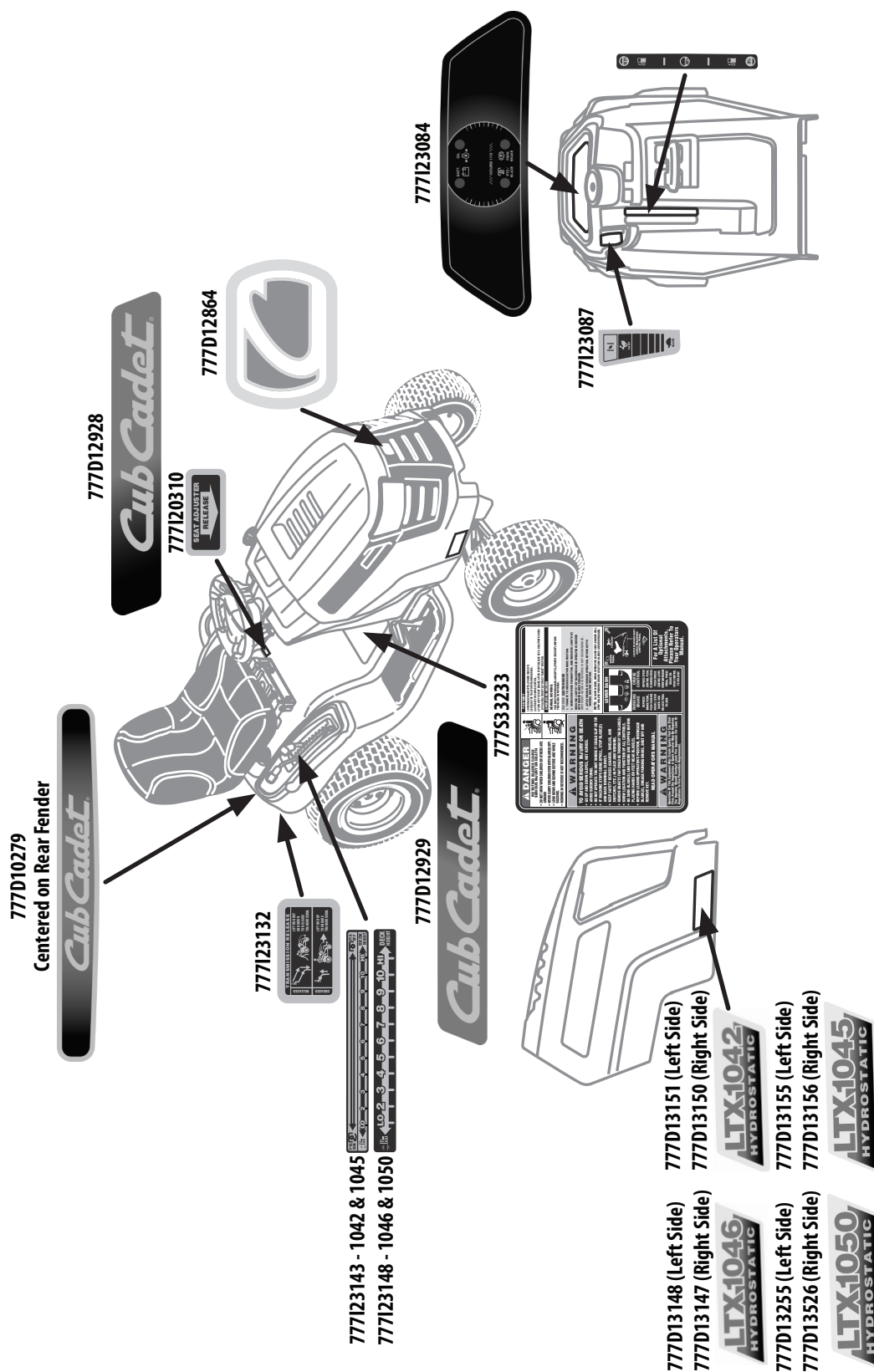


Wiring Schematic

Australian 1042,
U.S. 1046 & All 1050
725-04734



Labels



Label is used on all models unless specified, excludes Australian units

Deck Labels

777S30018



1042/1045
& 1046

777S33183

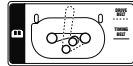


1050

777S30503



777I22914



1042

777I23092



1045 & 1046

777I23150



1050

777S32984



1042

777S33132



1045 & 1046

777D11622



1050

777D10624



Engine Labels

777D13207/777D13208

1042 & 1045



777D13240/777D13241

1046 & 1050



777I22679



777X43688



Under Hood

MODEL
LTX 10XX
REPLACEMENT PARTS

Use only Cub Cadet genuine factory parts.

Spark Plug	954-04372 (1)	Engine	775-00100
Lower Drive Belt	954-04307	Oil Filter	888-12-000-01-0
Upper Drive Belt (Timing)	954-04317	Oil Filter W/Pre-Filter	888-12-000-01-0
Engine to Deck Bolt	954-04328	Spark Plug	775-00100
Ignition Key	775-00104	Fuel Filter	888-12-000-01-0

Deck Spindles (for 800710, 10, 104, 1040101) Oil Capacity 10.2 qt

www.cubcadet.com

777X43701 (1042)

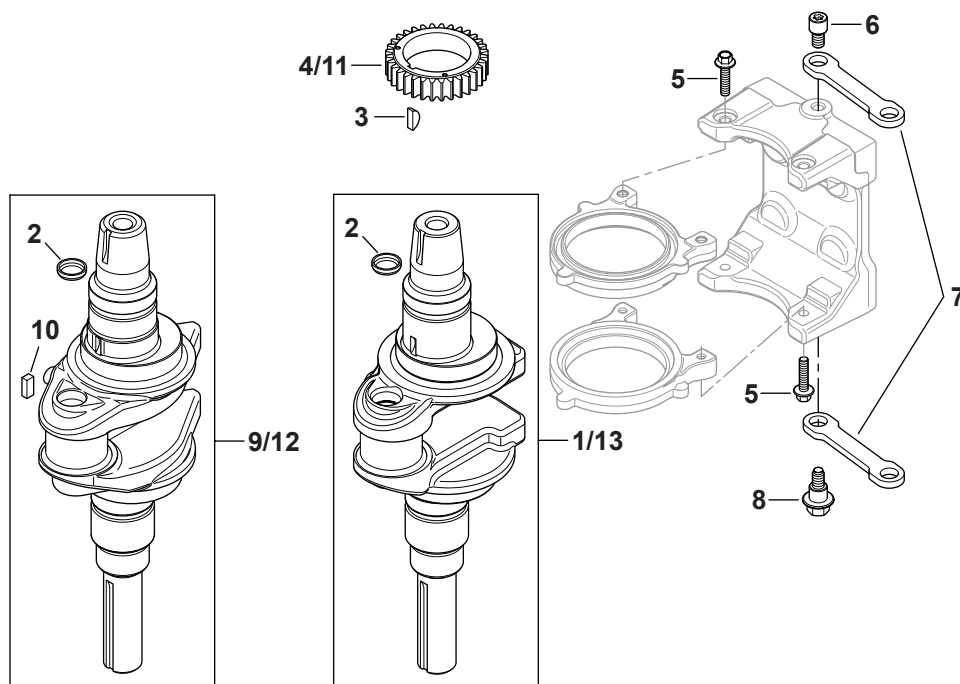
777X43702 (1045)

777X43700 (1046)

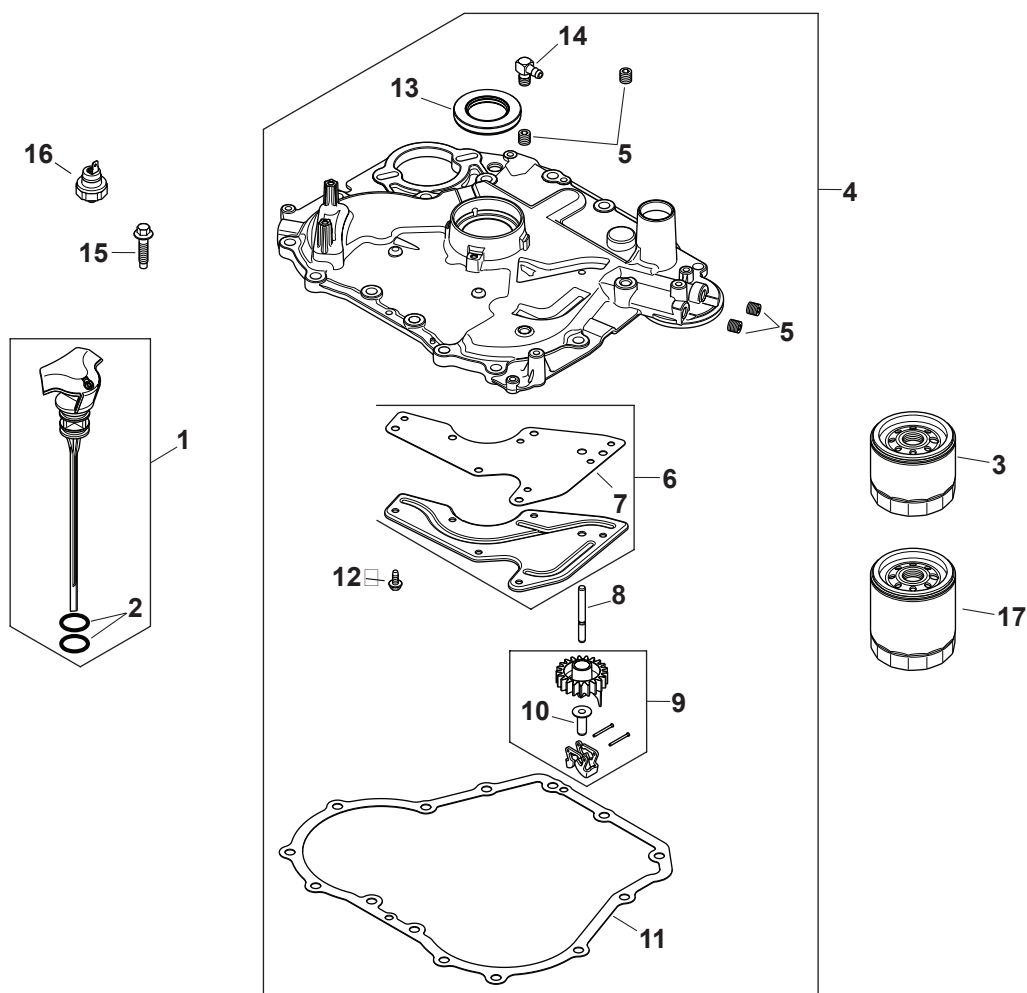
777X43719 (1050)

Label is used on all models unless specified, excludes Australian units

Kohler SV590-0220 Crankshaft



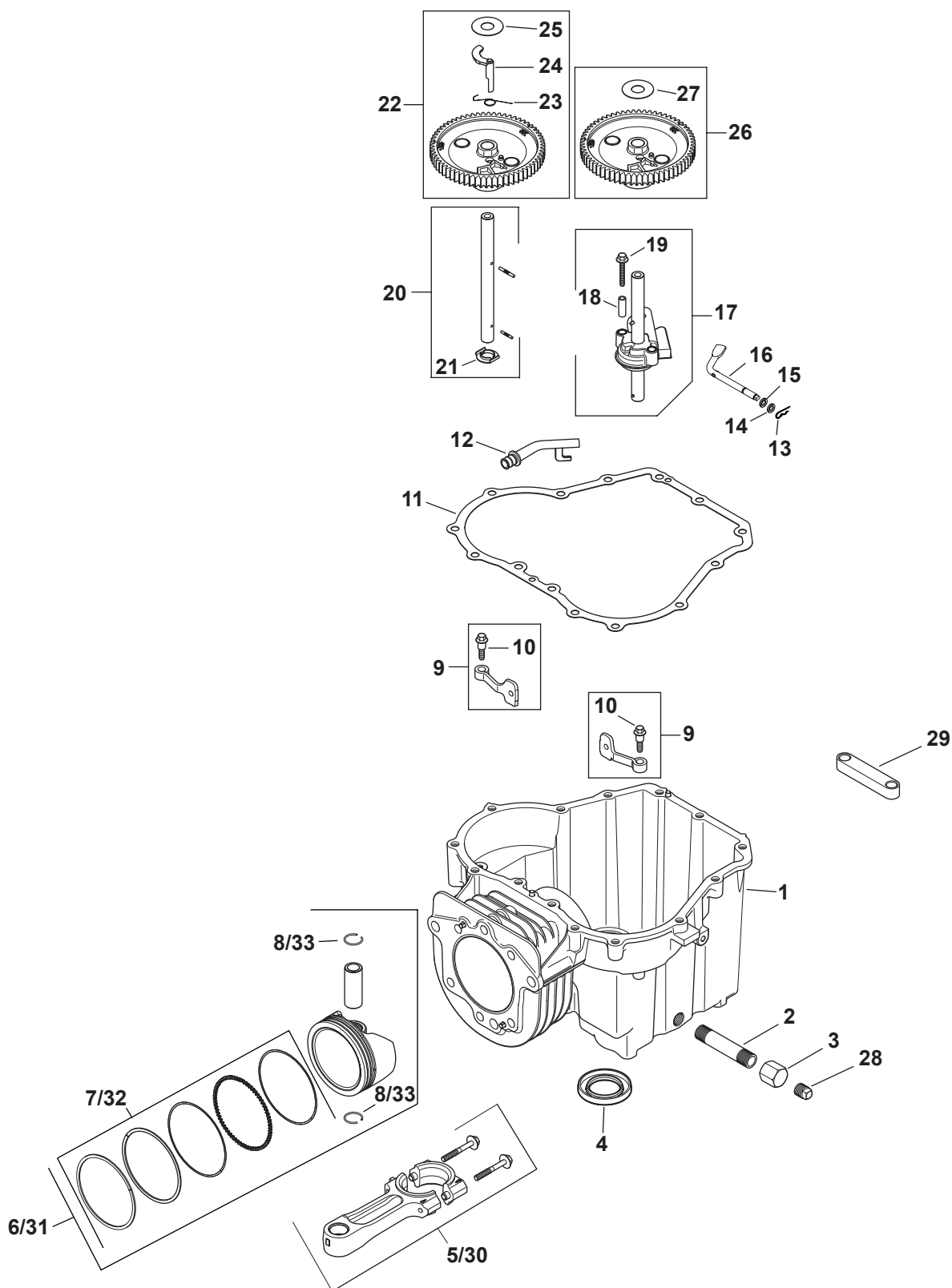
Ref.	Part Number	Description
1	KH-20-014-32-S	Crankshaft Assembly Kit
2	KH-25-139-27-S	Cup Plug
3	KH-X-42-15	Key, $\frac{3}{16}$ X $\frac{5}{8}$
4	KH-20-043-15-S	Crankshaft Gear
5	KH-25-086-137-S	Flange Screw, M6 X 1.0 X 25
6	KH-25-086-214-S	Link Pivot Screw
7	KH-20-186-04-S	Balance Weight Linkage
8	KH-25-086-213-S	Shoulder Screw



Ref.	Part Number	Description
1	KH-20-040-06-S	Dipstick Assembly-Std Yellow (Includes 2)
2	KH-20-153-01-S	O-Ring
3	KH-12-050-01-S	Oil Filter
4	KH-20-009-30-S	Closure Plate Assembly (Includes 5-14)
5	KH-25-139-60-S	Ctsk Pipe Plug, 1/8
6	KH-20-096-02-S	Oil Passage Cover Kit (Includes 7)
7	KH-20-041-02-S	Oil Passage Gasket

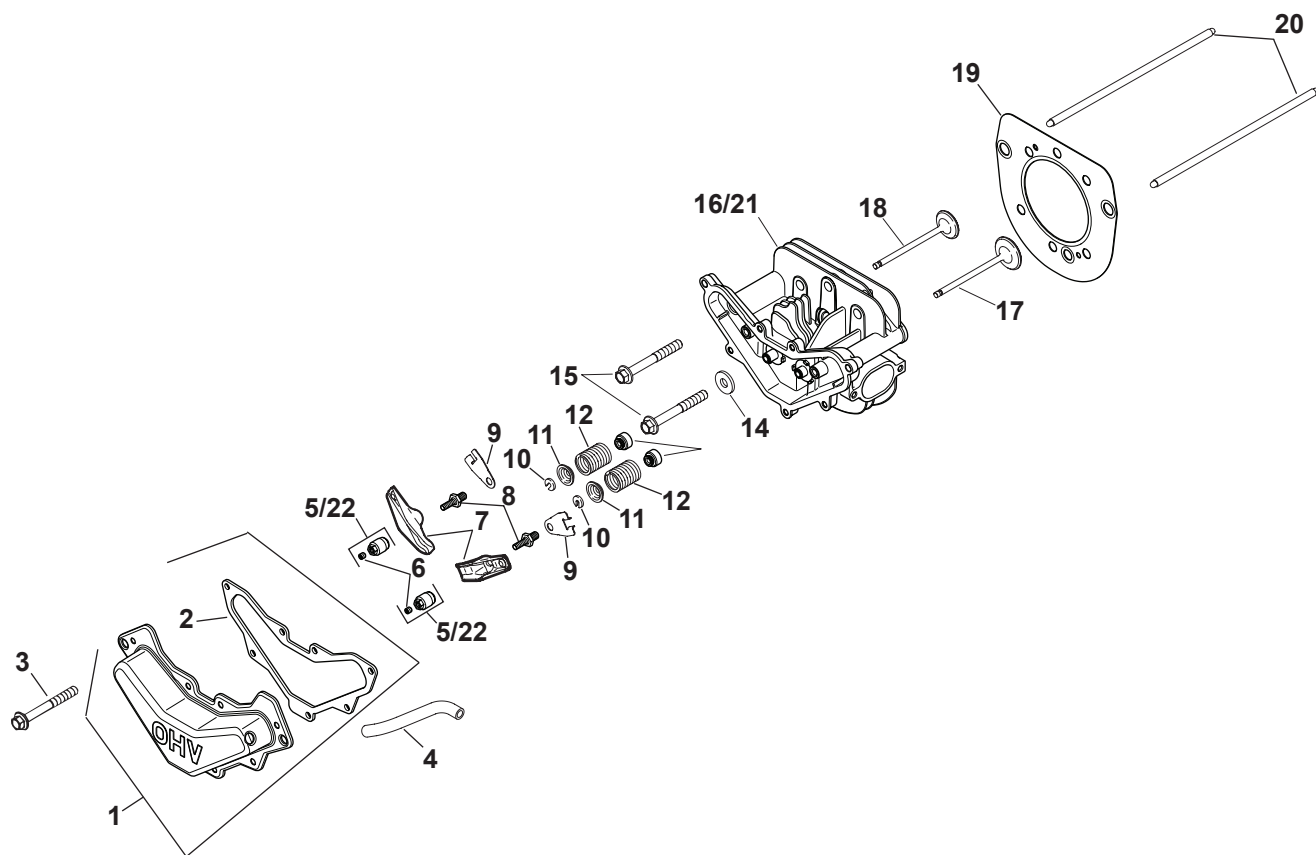
Ref.	Part Number	Description
8	KH-20-144-03-S	Governor Cross Shaft
9	KH-25-310-07-S	Governor Gear Assembly
10	KH-12-380-01	Governor Regulating Pin
11	KH-20-041-01-S	Closure Plate Gasket
12	KH-M-545013-S	Flg. Thd. Frm. Screw, M5 X 0.8 X 13
13	KH-20-032-01-S	Oil Seal
14	KH-25-155-0	90° Hose Connector
15	KH-25-086-127-S	Hex Flange Screw, 1/2

Kohler SV590-0220 Crankcase



Ref.	Part Number	Description
1	N/A	Crankcase (Use: Short Block)
4	KH-20-032-01-S	Oil Seal
5	KH-20-067-05-S	Connecting Assembly Rod
6	KH-20-874-09-S	Piston W/ Ring Set Kit, 94mm (Includes 7, 8)
7	KH-20-108-04-S	Ring Set (94mm)
8	KH-62-018-04-S	Piston Pin Retainer
9	KH-20-090-01-S	Cam Lever Ass. Kit (Includes 10)
10	KH-20-086-06-S	Shd. Thd. Frm. Screw, M6 X 1 X 26
12	KH-20-123-02-S	Drainback Tube
13	KH-12-154-05	Hitch Pin Clip
14	KH-M-631015	Flat Washer, 6 Mm
15	KH-X-25-102-S	Flat Washer, ¼
16	KH-20-144-02-S	Governor Cross Shaft
17	KH-20-393-02-S	Oil Pump Assembly Kit (Includes 11, 18, 19)
18	KH-20-112-02-S	Oil Pump Screw Spacer
19	KH-20-086-13-S	Oil Pump Screw
20	KH-20-144-11-S	Cam Center Shaft Kit (Includes 21)
21	KH-20-468-08-S	Thrust Washer
22	KH-20-010-04-S	Camshaft Assembly Kit (Includes 23-25)
23	KH-20-089-06-S	Acr. Spring
24	KH-20-044-23-S	Acr. Weight
25	KH-20-468-03-S	Thrust -Acr. Washer
26	KH-20-010-04-S	Camshaft Assembly Kit (Includes 27)
27	KH-20-468-03-S	Thrust -Acr. Washer
28	KH-25-139-57-S	Square Head Pipe Plug, ¾

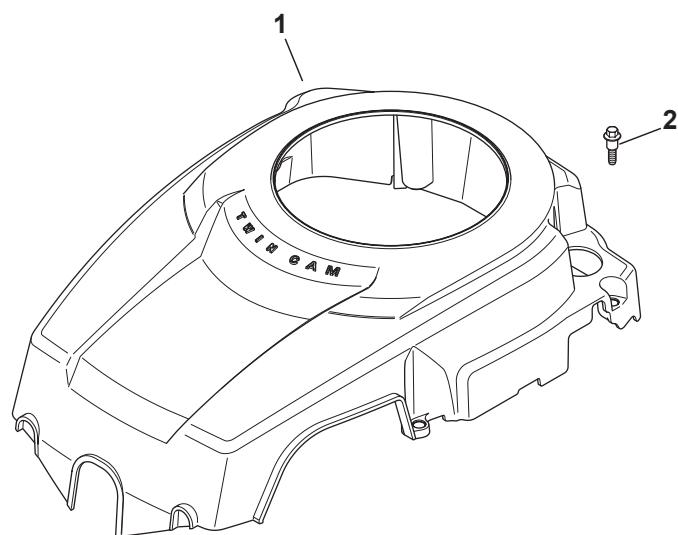
Kohler SV590-0220 Head/Valve/Breather



Ref.	Part Number	Description
1	KH-20-096-07-S	Valve Cover Kit (Includes 2)
2	KH-20-041-13-S	Valve Cover Gasket
3	KH-M-645020-S	Flg. Thd. Frm. Screw, M6 X 1.0 X 20
4	KH-20-326-20-S	Breather Hose
5	KH-20-599-04-S	Rocker Pivot Assembly (Includes 6)
6	KH-20-086-04-S	Set Screw
7	KH-20-186-01-S	Rocker Arm
8	KH-20-072-08-S	Rocker Stud
9	KH-20-146-03-S	Push Rod Guide Plate
10	KH-20-062-01-S	Retainer Lock
11	KH-20-173-01-S	Valve Spring Cap
12	KH-20-089-03-S	Valve Spring
14	KH-12-468-05	Flat Washer, $\frac{13}{32}$
15	KH-20-086-02-S	Flange Screw, M10 X 1.5 X 80

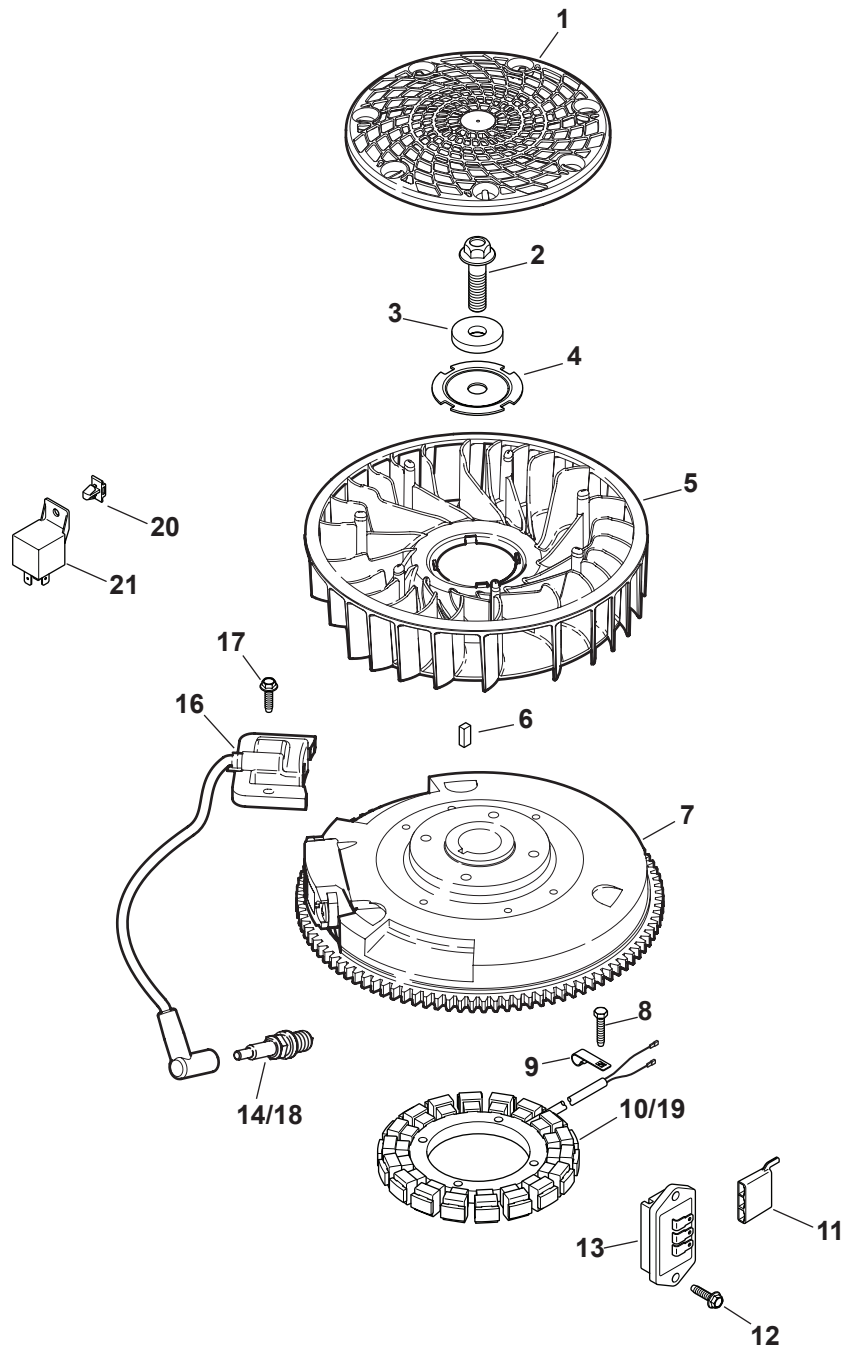
Ref.	Part Number	Description
17	KH-20-016-01-S	Exhaust Valve
18	KH-20-017-01-S	Intake Valve
19	KH-20-841-01-S	Cylinder Head Gasket Kit (Includes 2, 13, 14, 23, 24, 25, 26, 27, 28 & 29)
20	KH-20-411-04-S	Rod, Push
21	KH-20-318-11-S	Kit, Cylinder Head (Includes 28 & 29)
22	KH-20-599-03-S	Kit Pivot, Rocker Arm (Includes 6)
23	KH-12-041-01	Carburetor Gasket *
24	KH-12-041-02	Air Cleaner Base Gasket *
25	KH-20-041-12-S	Exhaust Gasket *
26	KH-20-041-18-S	Heat Deflector Gasket *
27	KH-20-041-17-S	Heat Deflector Gasket *
28	KH-25-086-87-S	Hex Socket Head Cap Screw *
29	KH-X-21-1	Spring Lock Washer, $\frac{5}{16}$ *

* -- Not Illustrated



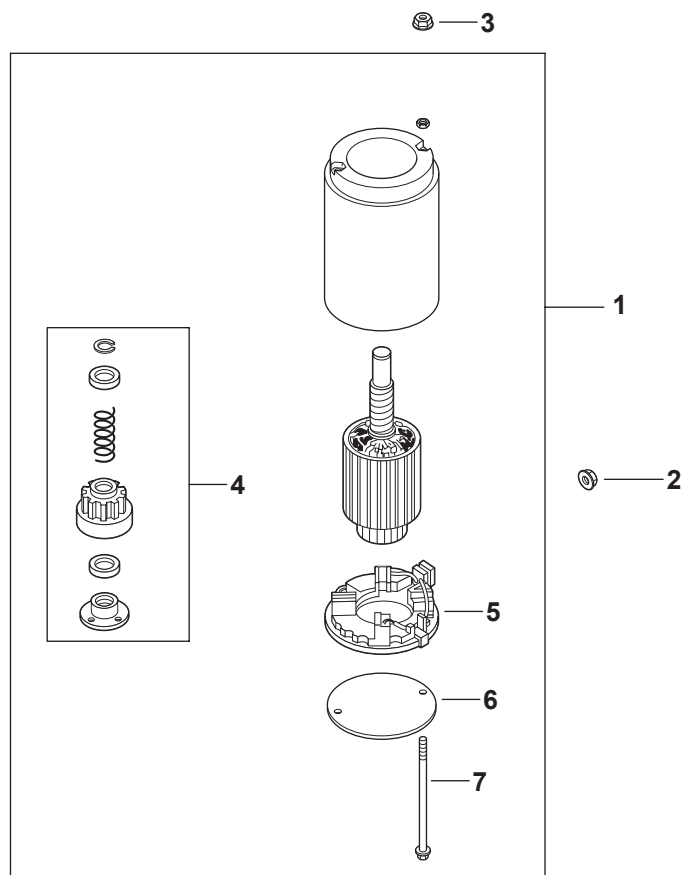
Ref.	Part Number	Description
1	KH-20-027-07-S	Blower Housing Kit (Inc. 3)
2	KH-20-086-06-S	Shd. Thd. Frm. Screw, M6 X 1 X 26
3	KH-41-037-10-S	Service Nameplate (Not Shown)

Kohler SV590-0220 Ignition/Electrical

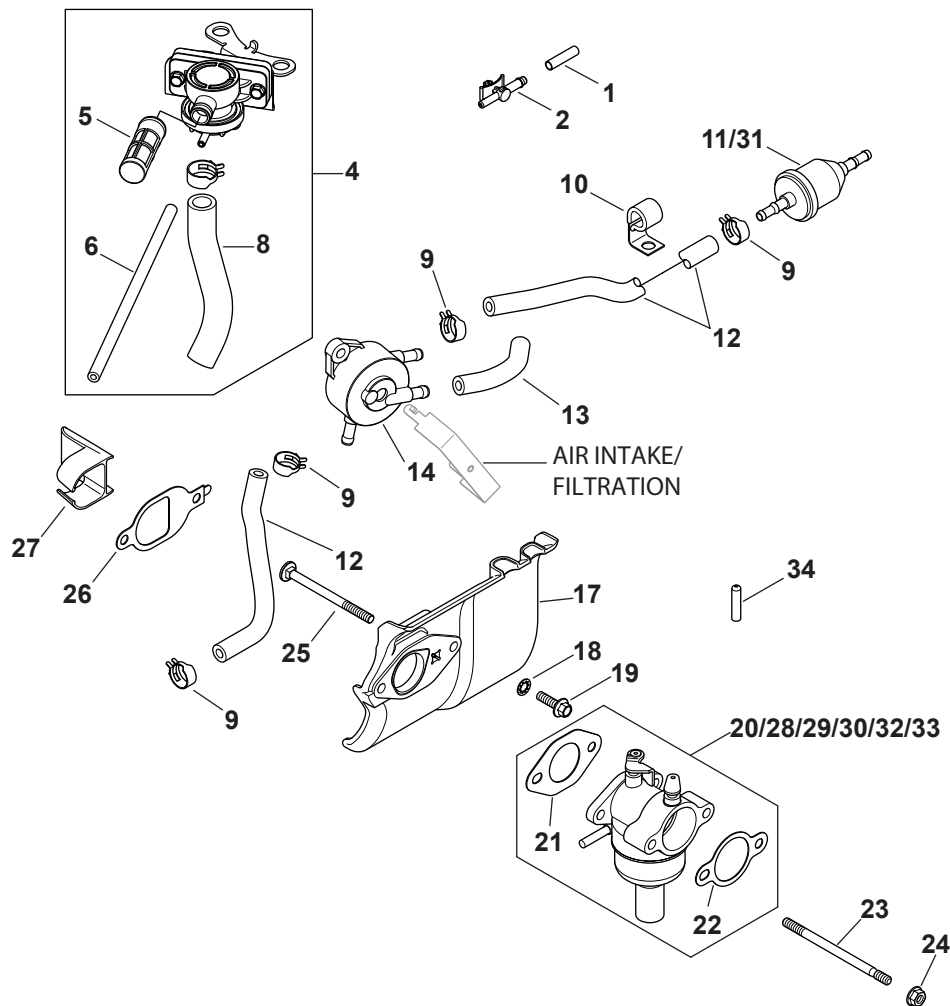


Ref.	Part Number	Description
1	KH-20-162-02-S	Grass Screen
2	KH-25-086-125-S	Hex Flange Screw
3	KH-25-468-09-S	Flat Washer
4	KH-20-146-05-S	Fan Mounting Plate
5	KH-20-157-01-S	Fan
6	KH-25-340-02-S	Straight Flywheel Key
7	KH-20-025-40-S	Flywheel
8	KH-M-548025-S	Thd. Frm. Screw, M5 X 0.8 X 25
9	KH-20-154-04-S	Wire Clip
10	KH-237878	15 Amp Stator Kit (Inc. KH-25-452-01-S)
11	KH-25-155-41-S	Connector
12	KH-M-545020-S	Flg. Thd. Frm. Screw, M5 X .8 X 20
13	KH-41-403-10-S	Regulator/Rectifier
16	KH-20-584-03-S	Ignition Module (CDI Fixed)
17	KH-M-545020-S	Flg. Thd. Frm., M5 X .8 X 20
18	759-3336	Spark Plug (Std)
—	KH-20-176-16-S	Wiring Harness
—	KH-25-454-05-S	Tie

Kohler SV590-0220 Starting System



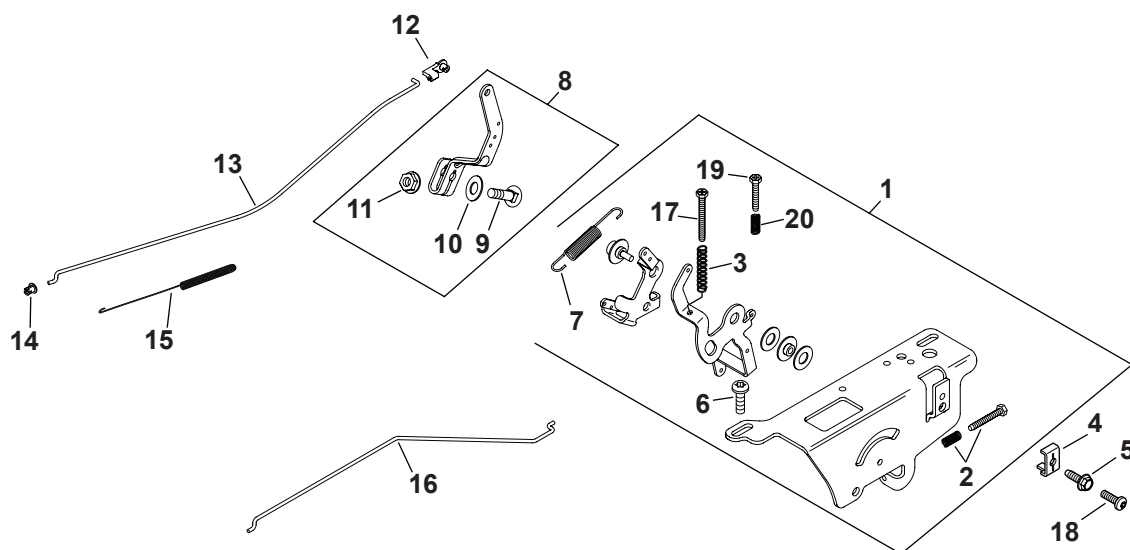
Ref.	Part Number	Description
1	KH-20-098-05-S	Starter Assembly (Inc. 4-7)
3	KH-25-100-31-S	Free Spinning Flg. Nut, #10-24
4	KH-20-755-12-S	Drive Kit (J.E.)
5	KH-12-221-02-S	Brush Kit
6	KH-20-227-01-S	Drive End Cap (J.E.)
7	KH-20-211-02-S	Thru Bolt



Ref.	Part-Number	Description
1	KH-25-173-23-S	Masking Cap
2	KH-25-155-40-S	SAI Connector
9	KH-25-237-14-S	Hose Clamp, ½
12	KH-25-111-34-S	Fuel Line
17	KH-20-265-09-S	Heat Deflector Kit
18	KH-X-22-11	Int. Tooth Lock Washer, ¼
19	KH-M-651020-S	Flange Screw, M6 X 1.0 X 20
23	KH-20-072-05-S	Stud, M6 X 1.0 X 100
24	KH-M-641060-S	Flange Nut, M6 X 1.0
25	KH-20-072-07-S	Carburetor Stud
26	KH-20-041-18-S	Heat Deflector Gasket

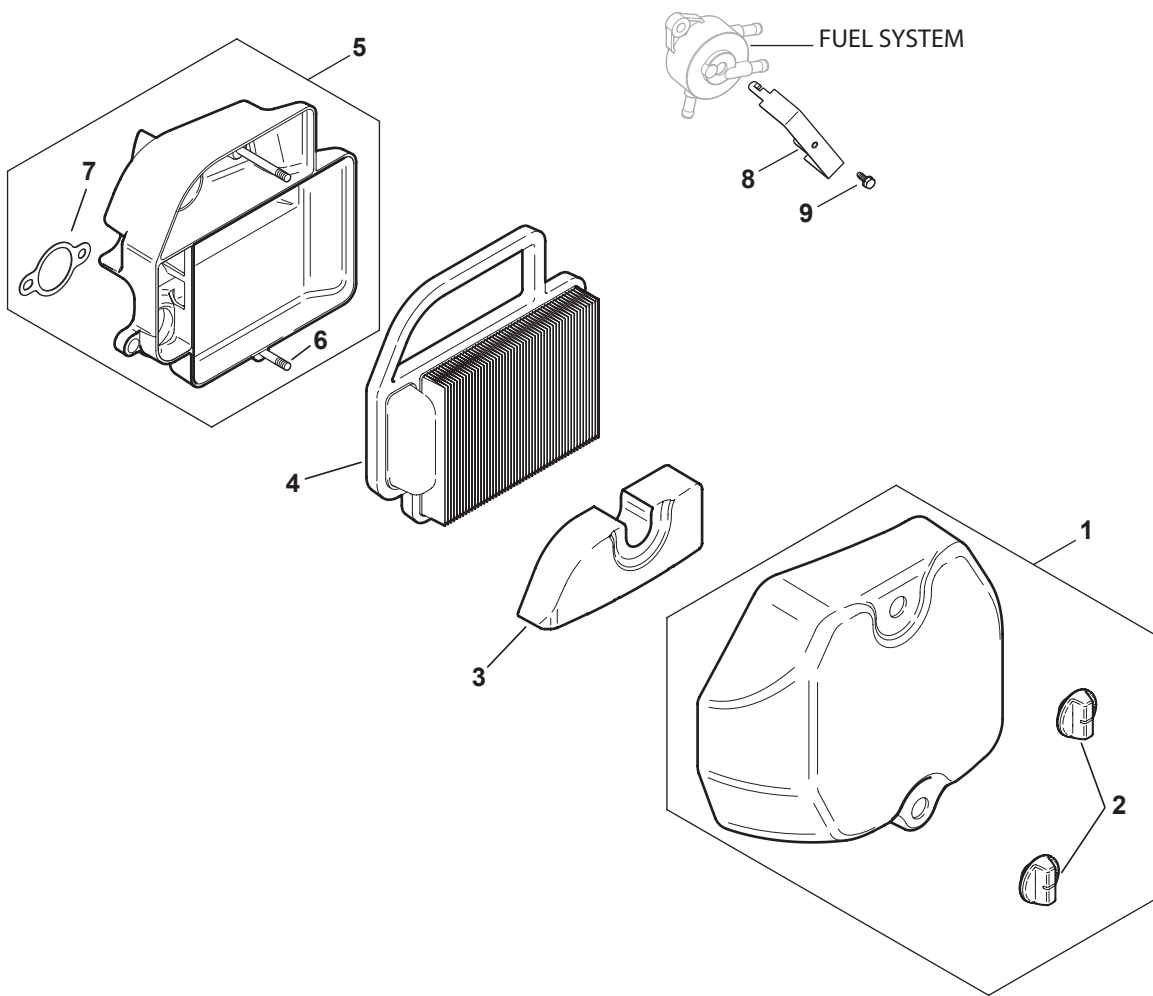
Ref.	Part-Number	Description
30	KH-20-853-35-S	Carburetor Kit (Inc. 21 & 22)
31	KH-25-050-21-S	Fuel Filter
—	KH-25-454-05-S	Tie
—	KH-12-755-109-S	High Altitude Kit
—	KH-12-755-110-S	Choke Repair Kit
—	KH-12-757-02	Float Repair Kit
—	KH-12-757-03	Carburetor Repair Kit
—	KH-12-757-33	Solenoid Repair Kit
—	KH-12-757-37-S	Bowl Replacement Repair Kit
—	KH-20-755-07-S	High Altitude Kit

Kohler SV590-0220 Engine Controls



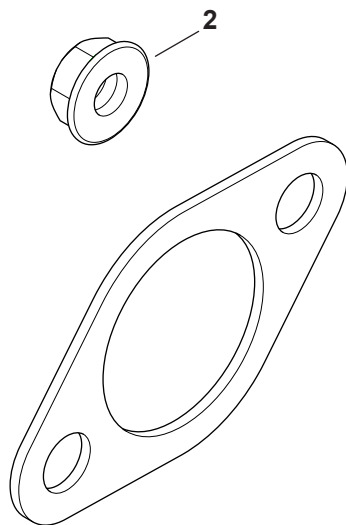
Ref.	Part-Number	Description
1	KH-20-536-06-S	Speed Control Assembly Kit (Inc. 2, 3, 6, 7, 17, 19, 20)
2	KH-25-086-297-S	Idle Adj. Screw & Spring Kit
4	KH-12-237-01	Cable Clamp
5	KH-M-545016-S	Flg. Thd. Frm. Screw, M5 X 0.8 X 16
6	KH-M-664020-S	Lbd. Skt. Screw, M6 X 1.0 X 20
7	KH-20-089-11-S	Governor Spring
8	KH-20-090-11-S	Governor Assembly Lever (Inc. 9-11)
9	KH-52-211-04	Rd. Hd. Sq. Nck. Bolt, 1/4-20 X 1

Ref.	Part-Number	Description
10	KH-X-22-11	Int. Tooth Lock Washer, 1/4
11	KH-12-100-07	Hex Flange Nut, 1/4-20
12	KH-25-158-11	Throttle Linkage Bushing
13	KH-20-079-07-S	Throttle Linkage
14	KH-25-158-08	Linkage Retaining Bushing
15	KH-20-089-10-S	Linkage Spring
16	KH-20-079-05-S	Choke Linkage
19	KH-20-086-10-S	Phl. Thd. Frm. Screw, M4 X 0.7 X 25
20	KH-12-089-11	Speed Control Spring (Short)

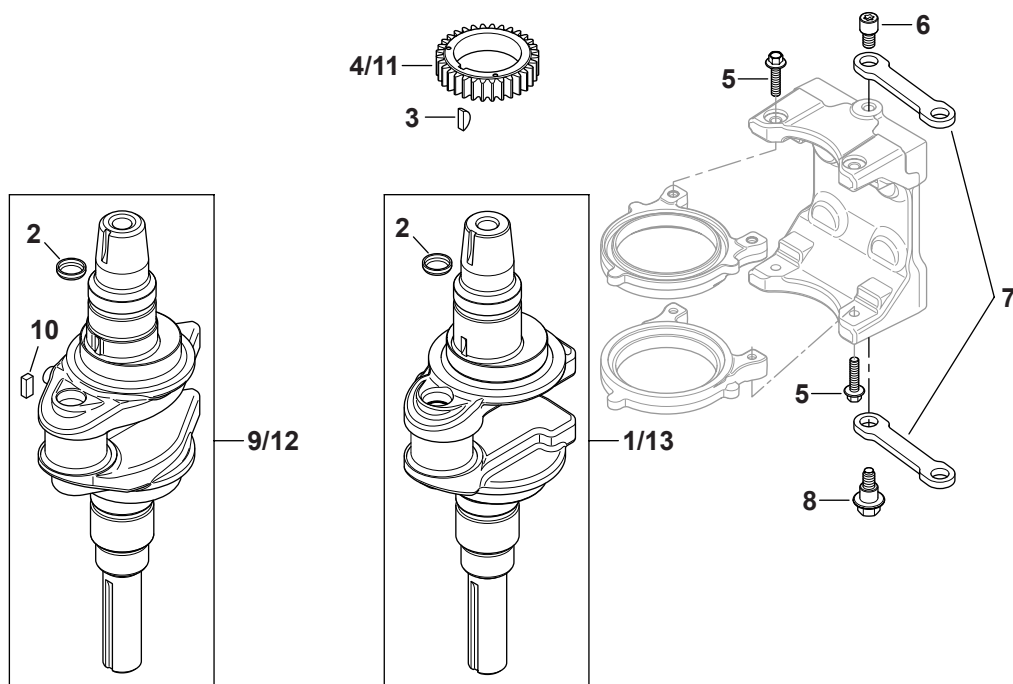


Ref.	Part Number	Description
1	KH-20-096-04-S	Air Cleaner Cover Kit (Inc. 2)
2	KH-25-341-04-S	Cover
3	KH-20-083-03-S	Pre-Cleaner Element (Dry)
4	KH-20-083-02-S	Air Cleaner Element
5	KH-20-094-04-S	Air Cleaner Base Kit (Inc. 6, 7)
6	KH-20-072-04-S	Air Cleaner Base Stud
7	KH-12-041-02	Air Cleaner Base Gasket

Kohler SV590-0220 Miscellaneous

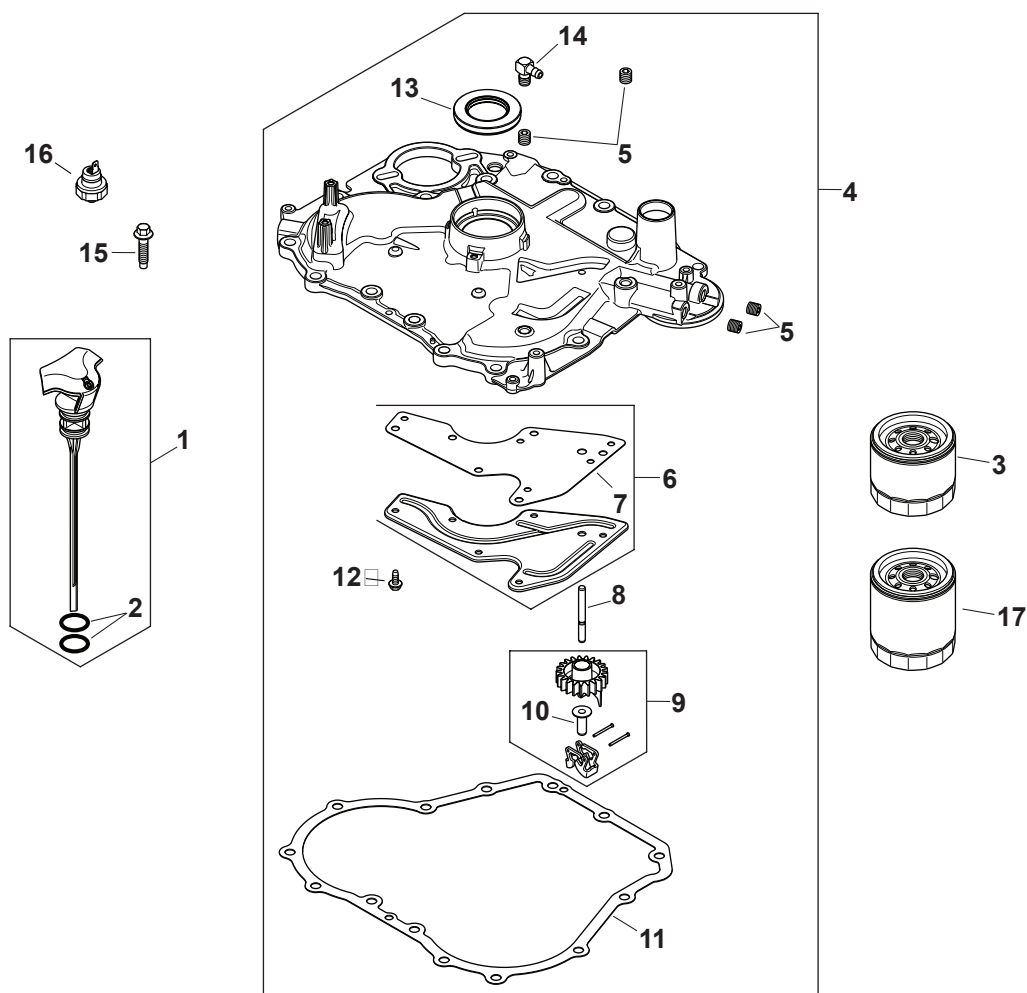


Ref.	Part Number	Description
2	KH-12-100-07	Flange Nut
N/A	Decals	
	KH-25-113-39-S	Clear Laminate Decal
	KH-20-113-13-S	19HP
N/A	KH-20-522-05	SV590/600 Short Block
N/A	KH-20-755-05-S	Gasket Set



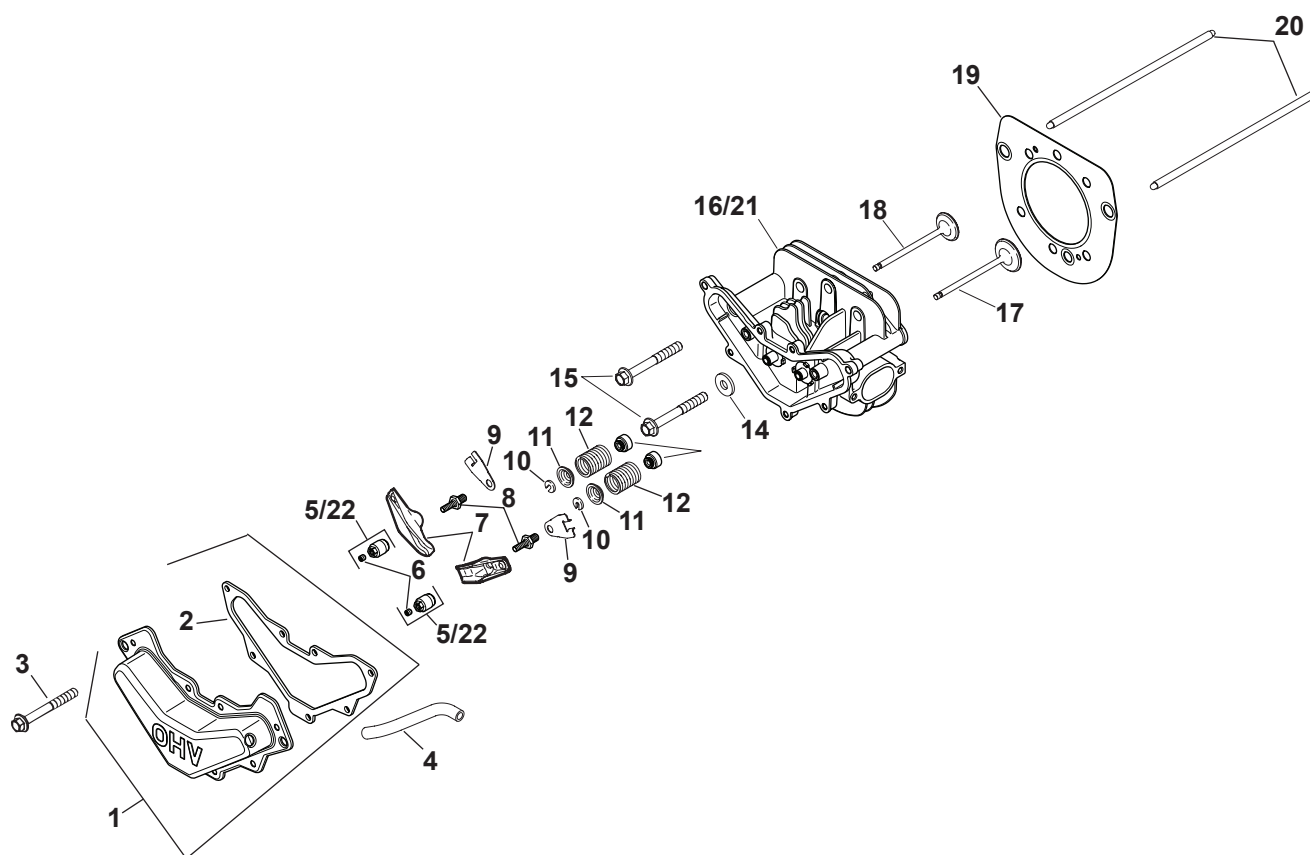
Ref.	Part Number	Description
1	KH-20-014-32-S	Crankshaft Assembly Kit
2	KH-25-139-27-S	Cup Plug
3	KH-X-42-15-S	Key, $\frac{3}{16}$ X $\frac{5}{8}$
4	KH-20-043-15-S	Crankshaft Gear
5	KH-25-086-137-S	Flange Screw, M6 X 1.0 X 25
6	KH-25-086-214-S	Link Pivot Screw
7	KH-20-186-04-S	Balance Weight Linkage
8	KH-25-086-213-S	Shoulder Screw

Kohler SV600-0225 Oil Pan/Lubrication



Ref.	Part Number	Description
1	KH-20-040-06-S	Dipstick Assembly-Std Yellow (Includes 2)
2	KH-20-153-01-S	O-Ring
3	KH-12-050-01-S	Oil Filter
4	KH-20-009-30-S	Closure Plate Assembly (Includes 5-14)
5	KH-25-139-60-S	Ctsk. Pipe Plug, 1/8
6	KH-20-096-02-S	Oil Passage Cover Kit (Includes 7)
7	KH-20-041-02-S	Oil Passage Gasket

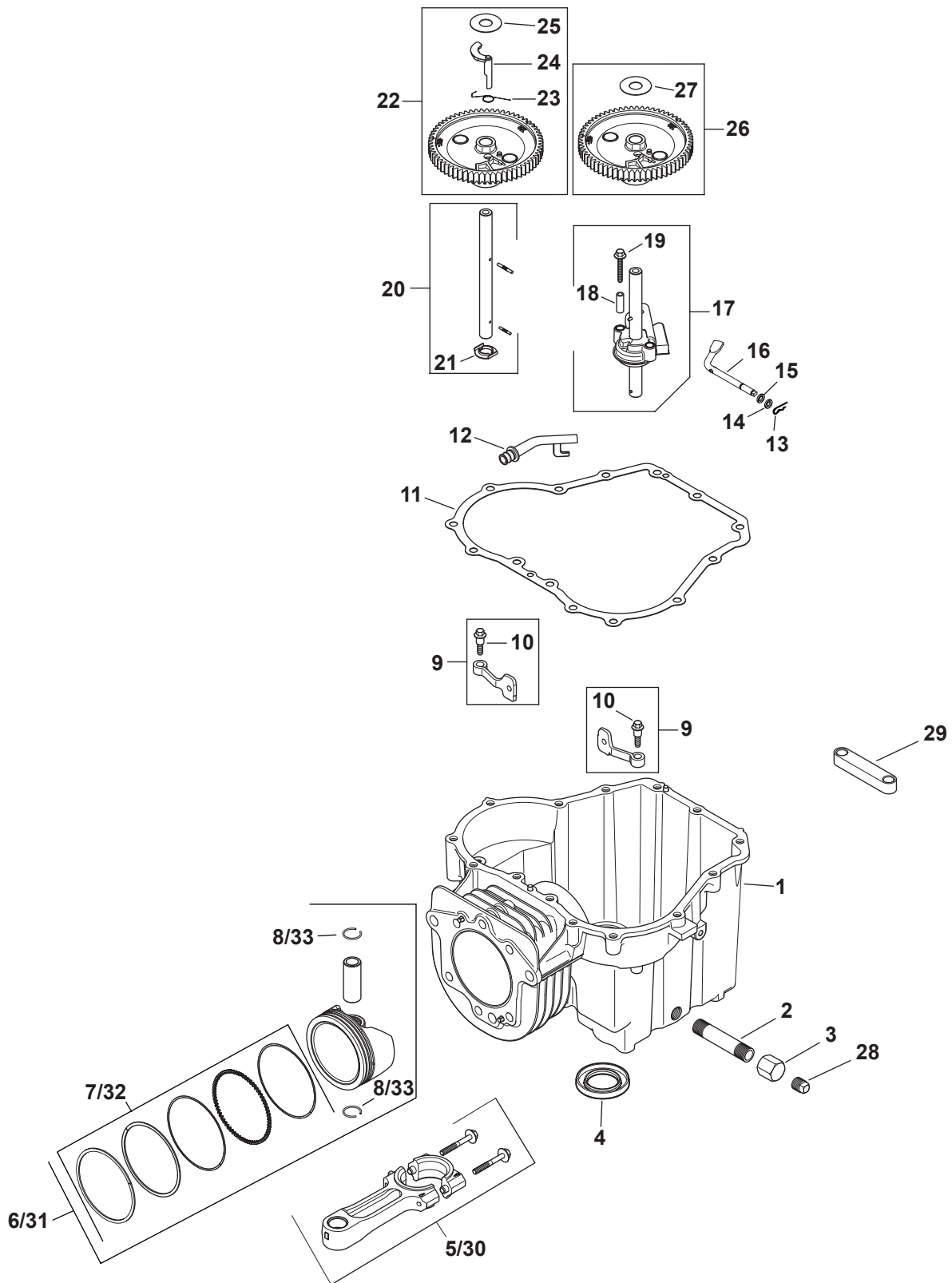
Ref.	Part Number	Description
8	KH-20-144-03-S	Governor Cross Shaft
9	KH-25-310-07-S	Governor Gear Assembly
10	KH-12-380-01-S	Governor Regulating Pin
11	KH-20-041-01-S	Closure Plate Gasket
12	KH-M-545013-S	Flg. Thd. Frm. Screw, M5 X 0.8 X 13
13	KH-20-032-01-S	Oil Seal
14	KH-25-155-02-S	90° Hose Connector
15	KH-25-086-127-S	Hex Flange Screw, 1/2



Ref.	Part Number	Description
1	KH-20-096-07-S	Valve Cover Kit (Inc. 2)
2	KH-20-041-13-S	Valve Cover Gasket
3	KH-M-645020-S	Flg. Thd. Frm. Screw, M6 X 1.0 X 20
4	KH-20-326-20-S	Breather Hose
5	KH-20-599-04-S	Rocker Pivot Assembly (Inc. 6)
6	KH-20-086-04-S	Set Screw
7	KH-20-186-01-S	Rocker Arm
8	KH-20-072-08-S	Rocker Stud
9	KH-20-146-03-S	Push Rod Guide Plate
10	KH-20-062-01-S	Retainer Lock
11	KH-20-173-01-S	Valve Spring Cap
12	KH-20-089-03-S	Valve Spring
14	KH-12-468-05	Flat Washer, $1\frac{3}{32}$
15	KH-20-086-02-S	Flange Screw, M10 X 1.5 X 80

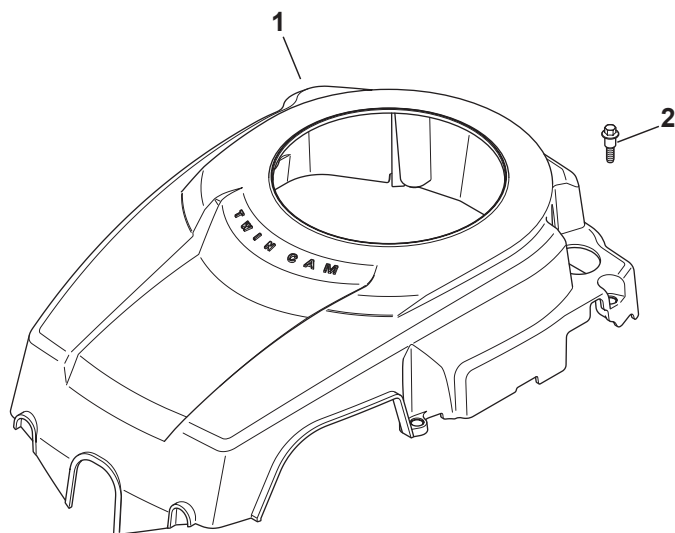
Ref.	Part Number	Description
17	KH-20-016-01-S	Exhaust Valve
18	KH-20-017-01-S	Intake Valve
19	KH-20-841-01-S	Cylinder Head Gasket Kit (Inc. 2, 13, 14, 23, 24, 25, 26, 27, 28 & 29)
20	KH-20-411-04-S	Push Rod
21	KH-20-318-11-S	Cylinder Head Kit (Inc. 28 & 29)
22	KH-20-599-03-S	Rocker Arm Pivot Kit (Inc. 6)
23	KH-12-041-01	Carburetor Gasket *
24	KH-12-041-02	Air Cleaner Base Gasket *
25	KH-20-041-12-S	Exhaust Gasket *
26	KH-20-041-18-S	Heat Deflector Gasket *
27	KH-20-041-17-S	Heat Deflector Gasket *
28	KH-25-086-87-S	Hex Socket Head Cap Screw *
29	KH-X-21-1	Spring Lock Washer, $\frac{5}{16}$ *

Kohler SV600-0225 Crankcase

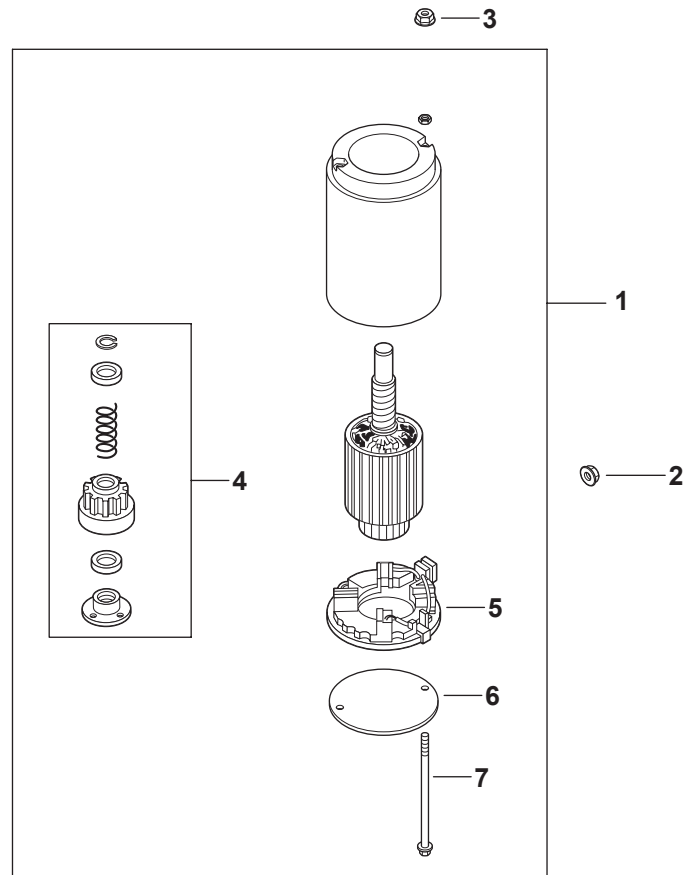


Ref.	Part Number	Description
1	N/A	Crankcase (Use: Short Block)
4	KH-20-032-01-S	Oil Seal
5	KH-20-067-05-S	Connecting Assembly Rod
6	KH-20-874-09-S	Piston W/ Ring Set Kit, 94mm (Includes 7, 8)
7	KH-20-108-04-S	Ring Set (94mm)
8	KH-62-018-04-S	Piston Pin Retainer
9	KH-20-090-01-S	Cam Lever Ass. Kit (Includes 10)
10	KH-20-086-06-S	Shd. Thd. Frm. Screw, M6 X 1 X 26
12	KH-20-123-02-S	Drainback Tube
13	KH-12-154-05	Hitch Pin Clip
14	KH-M-631015	Flat Washer, 6 Mm
15	KH-X-25-102-S	Flat Washer, ¼
16	KH-20-144-02-S	Governor Cross Shaft
17	KH-20-393-02-S	Oil Pump Assembly Kit (Includes 11, 18, 19)
18	KH-20-112-02-S	Oil Pump Screw Spacer
19	KH-20-086-13-S	Oil Pump Screw
20	KH-20-144-11-S	Cam Center Shaft Kit (Includes 21)
21	KH-20-468-08-S	Thrust Washer
22	KH-20-010-04-S	Camshaft Assembly Kit (Includes 23-25)
23	KH-20-089-06-S	Acr. Spring
24	KH-20-044-23-S	Acr. Weight
25	KH-20-468-03-S	Thrust -Acr. Washer
26	KH-20-010-04-S	Camshaft Assembly Kit (Includes 27)
27	KH-20-468-03-S	Thrust -Acr. Washer
28	KH-25-139-57-S	Square Head Pipe Plug, ¾

Kohler SV600-0225 Blower Housing & Baffles

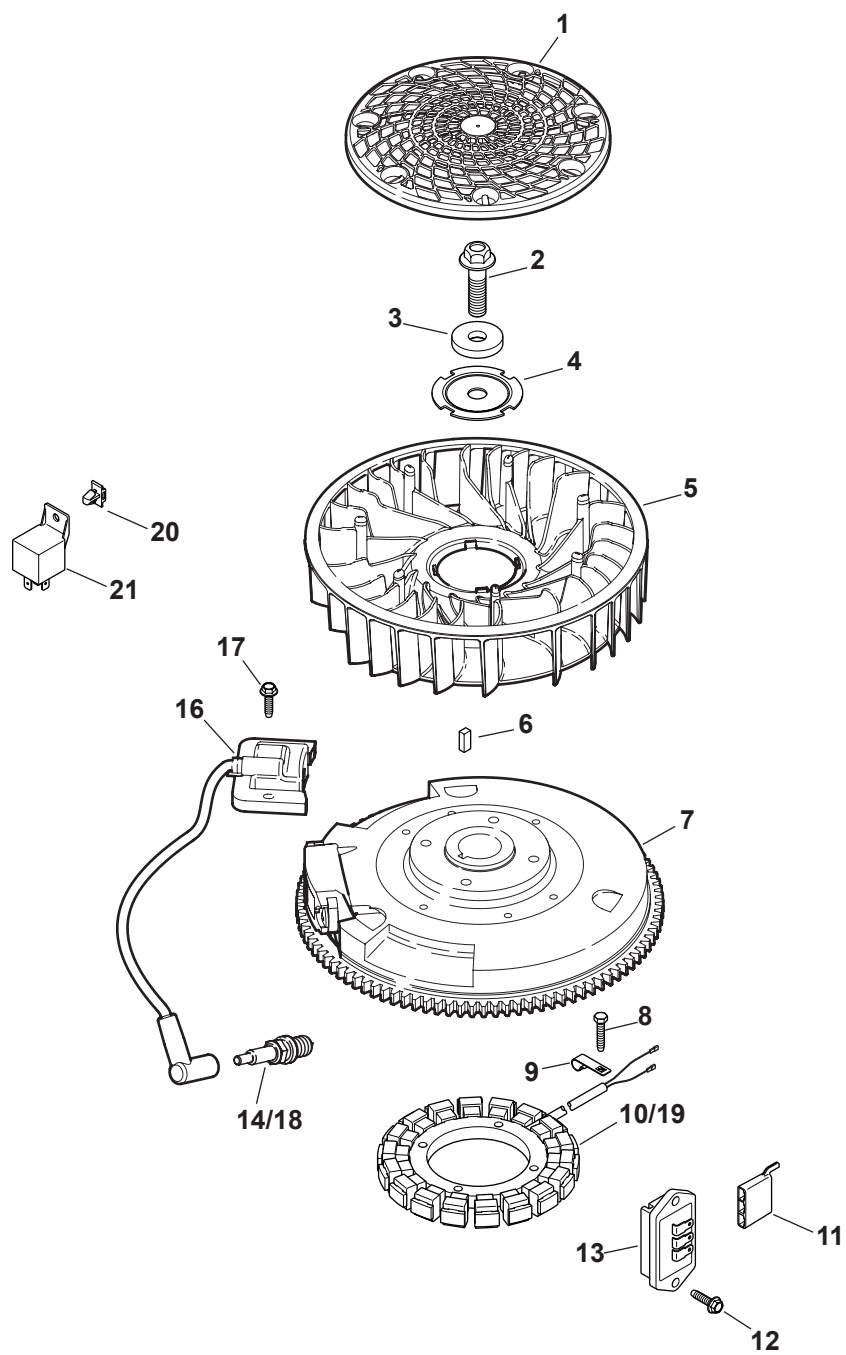


Ref.	Part Number	Description
1	KH-20-027-07-S	Blower Housing Kit (Inc. 3)
2	KH-20-086-06-S	Shd. Thd. Frm. Screw, M6 X 1 X 26
3	KH-41-037-10-S	Service Nameplate (Not Shown)



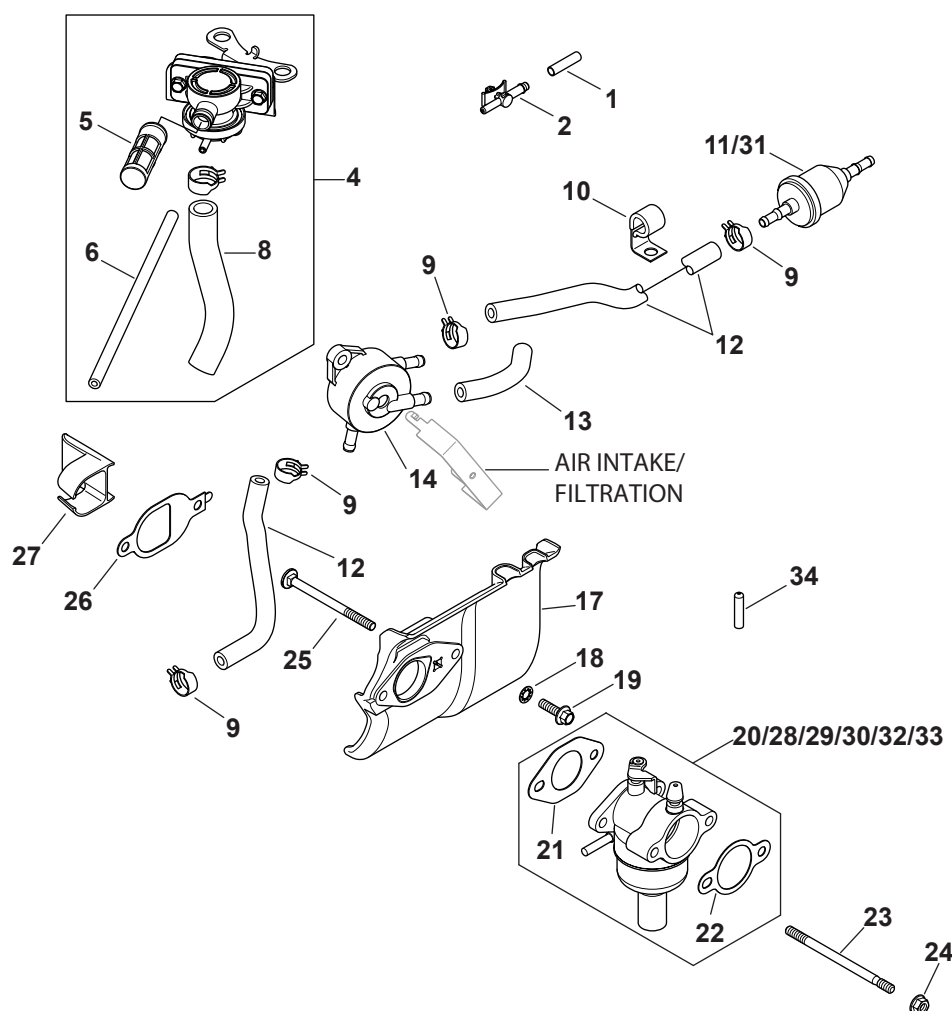
Ref.	Part Number	Description
1	KH-20-098-05-S	Starter Assembly (Inc. 4-7)
3	KH-25-100-31-S	Free Spinning Flg. Nut, #10-24
4	KH-20-755-12-S	Drive Kit (J.E.)
5	KH-12-221-02-S	Brush Kit
6	KH-20-227-01-S	Drive End Cap (J.E.)
7	KH-20-211-02-S	Thru Bolt

Kohler SV600-0225 Ignition/Electrical



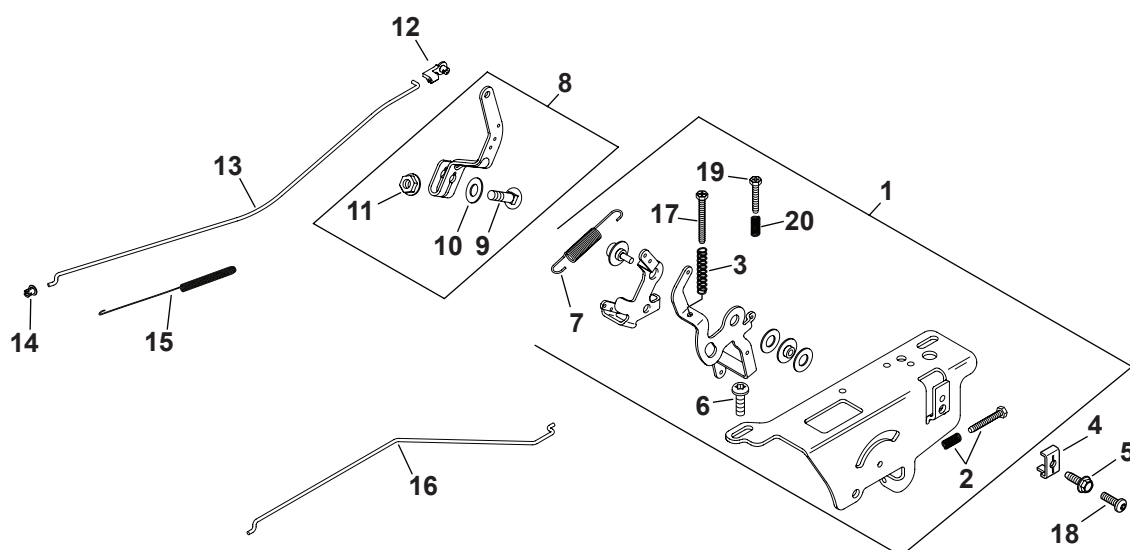
Ref.	Part Number	Description
1	KH-20-162-02-S	Grass Screen
2	KH-25-086-125-S	Hex Flange Screw
3	KH-25-468-09-S	Flat Washer
4	KH-20-146-05-S	Fan Mounting Plate
5	KH-20-157-01-S	Fan
6	KH-25-340-02-S	Straight Flywheel Key
7	KH-20-025-40-S	Flywheel
8	KH-M-548025-S	Thd. Frm. Screw, M5 X 0.8 X 25
9	KH-20-154-04-S	Wire Clip
11	KH-25-155-41-S	Connector
12	KH-M-545020-S	Flg. Thd. Frm., M5 X .8 X 20
13	KH-41-403-10-S	Regulator/Rectifier
16	KH-20-584-03-S	Ignition Module (CDI Fixed)
18	759-3336	Spark Plug
19	KH-20-085-01-S	Stator Assembly Kit (Inc.KH-25-454-07-S)
20	KH-20-366-01-S	Push Wing Mount
21	KH-20-404-01-S	Relay
—	KH-25-454-04-S	Tie
—	KH-20-176-15-S	Wiring Harness
—	KH-25-454-05-S	Tie
—	KH-25-454-07-S	Tie

Kohler SV600-0225 Fuel System



Ref.	Part-Number	Description
9	KH-25-237-14-S	Hose Clamp, ½
12	KH-25-111-34-S	Fuel Line
17	KH-20-265-09-S	Heat Deflector Kit
18	KH-X-22-11	Int. Tooth Lock Washer, ¼
19	KH-M-651020-S	Flange Screw, M6 X 1.0 X 20
23	KH-20-072-05-S	Stud, M6 X 1.0 X 100
24	KH-M-641060-S	Flange Nut, M6 X 1.0
25	KH-20-072-07-S	Carburetor Stud
26	KH-20-041-18-S	Heat Deflector Gasket
27	KH-20-332-01-S	Intake Port Insert

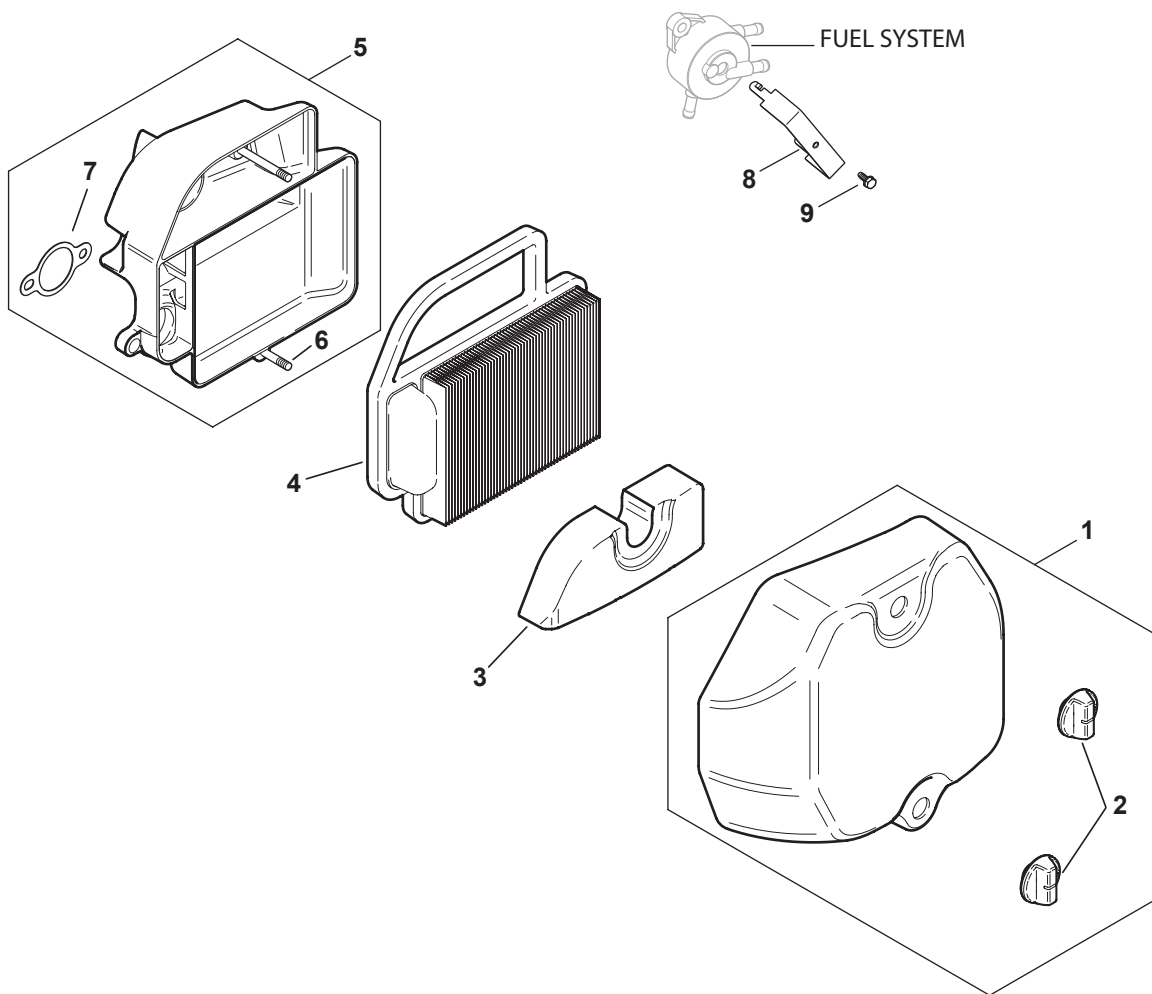
Ref.	Part-Number	Description
29	KH-20-853-33-S	Carburetor Kit (Inc. 21 & 22)
31	KH-25-050-21-S	Fuel Filter
—	KH-25-454-05-S	Tie
—	KH-12-755-109-S	High Altitude Kit
—	KH-12-755-110-S	Repair Choke Kit
—	KH-12-757-02	Repair Float Kit
—	KH-12-757-03	Repair Carburetor Kit
—	KH-12-757-33	Repair Solenoid Kit
—	KH-12-757-37-S	Repair Bowl Replacement Kit
—	KH-20-755-07-S	High Altitude Kit



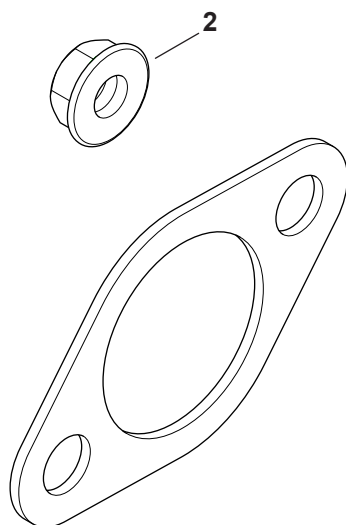
Ref.	Part-Number	Description
1	KH-20-536-06-S	Speed Control Assembly Kit (Inc. 2, 3, 6, 7, 17, 19, 20)
2	KH-25-086-297-S	Idle Adj. Screw & Spring Kit
4	KH-12-237-01	Cable Clamp
5	KH-M-545016-S	Flg. Thd. Frm. Screw, M5 X 0.8 X 16
6	KH-M-664020-S	Lbd. Skt. Screw, M6 X 1.0 X 20
7	KH-20-089-11-S	Governor Spring
8	KH-20-090-11-S	Governor Assembly Lever (Inc. 9-11)
9	KH-52-211-04	Rd. Hd. Sq. Nck. Bolt, 1/4-20 X 1

Ref.	Part-Number	Description
10	KH-X-22-11	Int. Tooth Lock Washer, 1/4
11	KH-12-100-07	Hex Flange Nut, 1/4-20
12	KH-25-158-11	Throttle Linkage Bushing
13	KH-20-079-07-S	Throttle Linkage
14	KH-25-158-08	Linkage Retaining Bushing
15	KH-20-089-10-S	Linkage Spring
16	KH-20-079-05-S	Choke Linkage
19	KH-20-086-10-S	Phl. Thd. Frm. Screw, M4 X 0.7 X 25
20	KH-12-089-11	Speed Control Spring (Short)

Kohler SV600-0225 Air Intake/Filtration

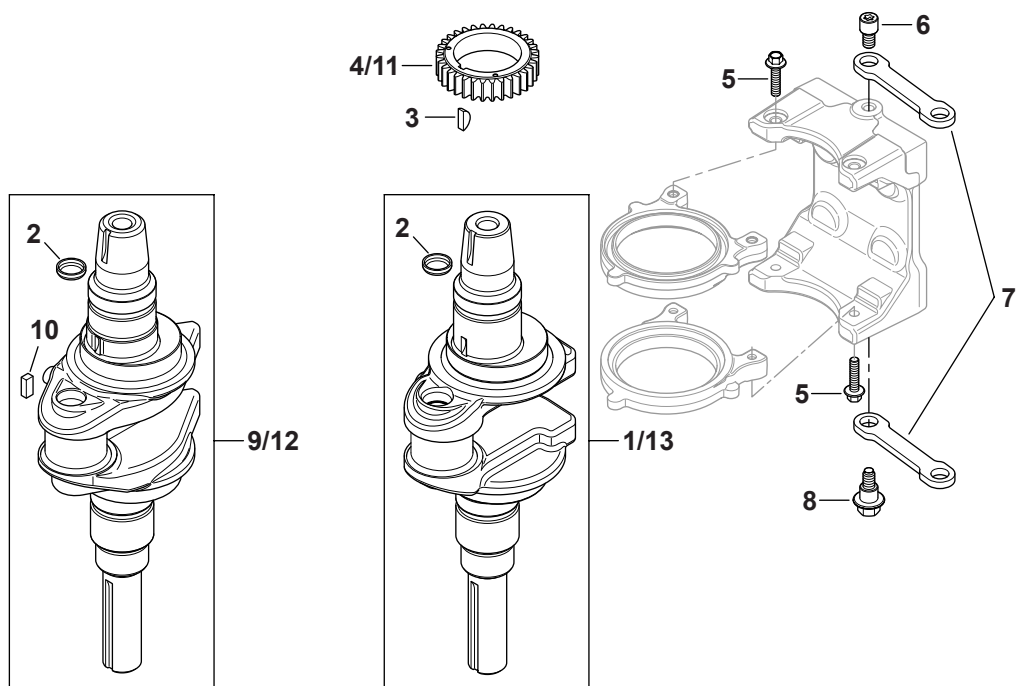


Ref.	Part Number	Description
1	KH-20-096-04-S	Air Cleaner Cover Kit (Inc. 2)
2	KH-25-341-04-S	Cover Knob
3	KH-20-083-03-S	Pre-Cleaner Element (Dry)
4	KH-20-083-02-S	Air Cleaner Element
5	KH-20-094-04-S	Air Cleaner Base Kit (Inc. 6, 7)
6	KH-20-072-04-S	Air Cleaner Base Stud
7	KH-12-041-02	Air Cleaner Base Gasket

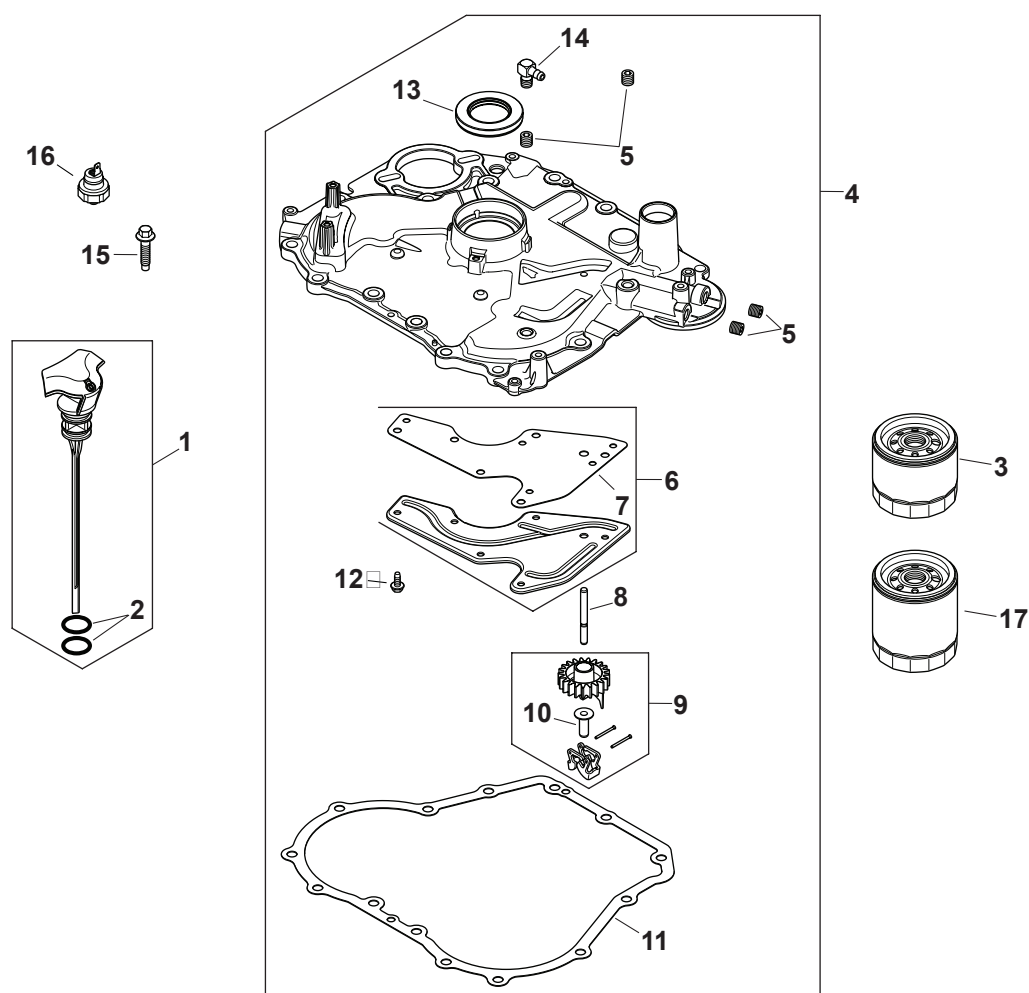


Ref.	Part Number	Description
2	KH-12-100-07	Flange Nut
N/A	Decals	
	KH-25-113-39-S	Clear Laminate Decal
	KH-20-113-14-S	20HP
N/A	KH-20-522-05	SV590/600 Short Block
N/A	KH-20-755-05-S	Gasket Set

Kohler SV600-3233 Crankshaft



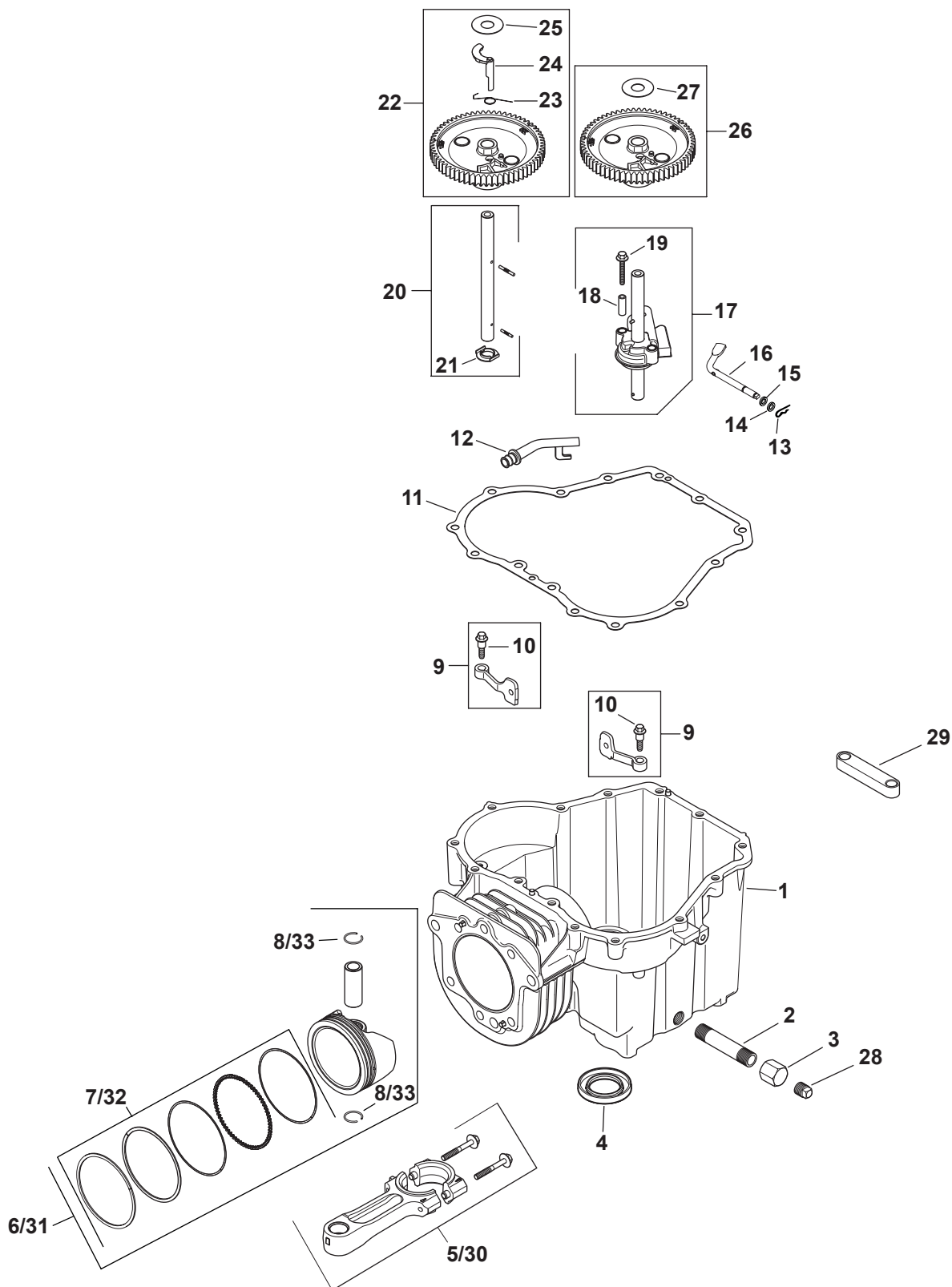
Ref.	Part Number	Description
1	KH-20-014-32-S	Crankshaft Assembly Kit
2	KH-25-139-27-S	Cup Plug
3	KH-X-42-15-S	Key, $\frac{3}{16}$ X $\frac{5}{8}$
4	KH-20-043-15-S	Crankshaft Gear
5	KH-25-086-137-S	Flange Screw, M6 X 1.0 X 25
6	KH-25-086-214-S	Link Pivot Screw
7	KH-20-186-04-S	Balance Weight Linkage
8	KH-25-086-213-S	Shoulder Screw



Ref.	Part Number	Description
1	KH-20-040-06-S	Dipstick Assembly-Std Yellow (Includes 2)
2	KH-20-153-01-S	O-Ring
3	KH-12-050-01-S	Oil Filter
4	KH-20-009-30-S	Closure Plate Assembly (Includes 5-14)
5	KH-25-139-60-S	Ctsk. Pipe Plug, 1/8
6	KH-20-096-02-S	Oil Passage Cover Kit (Includes 7)
7	KH-20-041-02-S	Oil Passage Gasket

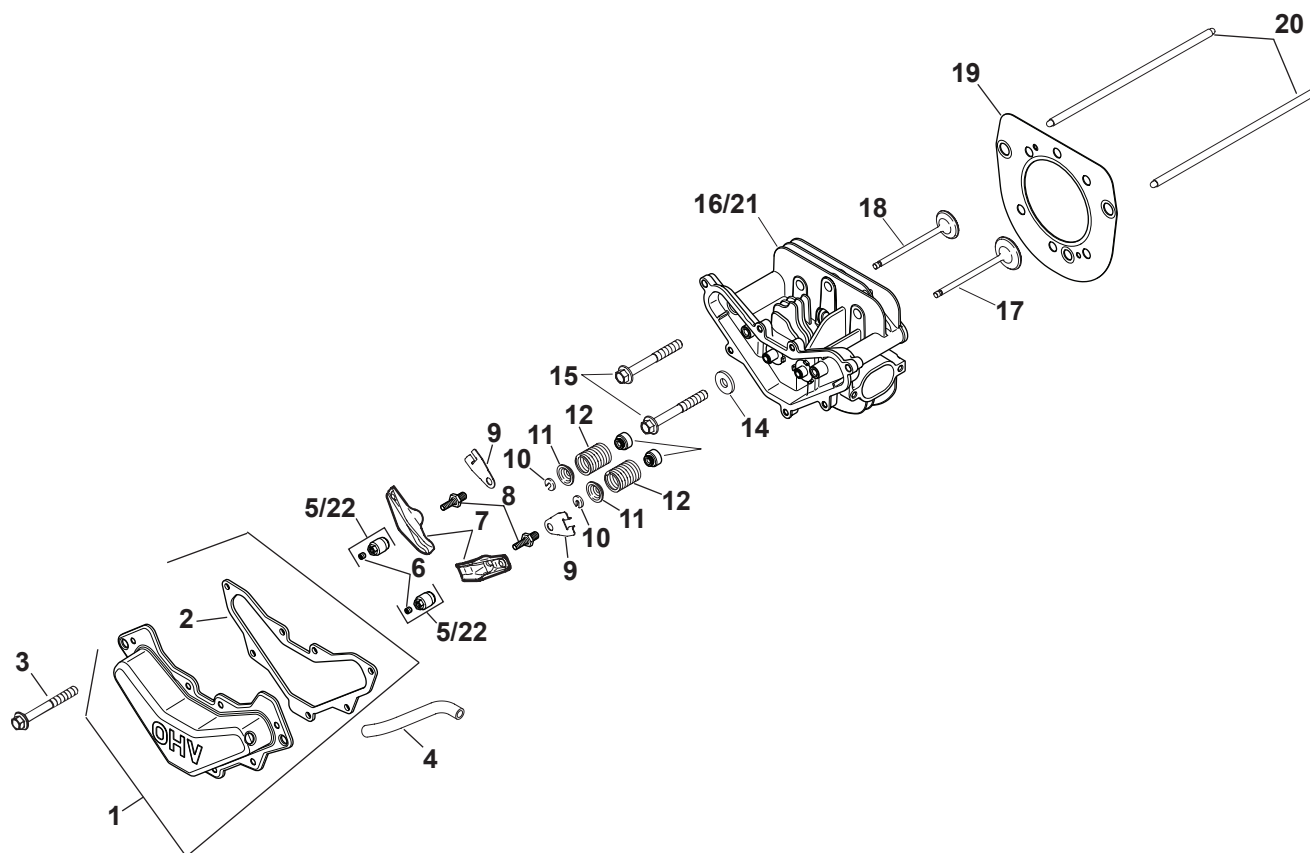
Ref.	Part Number	Description
8	KH-20-144-03-S	Governor Cross Shaft
9	KH-25-310-07-S	Governor Gear Assembly
10	KH-12-380-01-S	Governor Regulating Pin
11	KH-20-041-01-S	Closure Plate Gasket
12	KH-M-545013-S	Flg. Thd. Frm. Screw, M5 X 0.8 X 13
13	KH-20-032-01-S	Oil Seal
14	KH-25-155-02-S	90° Hose Connector
15	KH-25-086-127-S	Hex Flange Screw, 1/2

Kohler SV600-3233 Crankcase



Ref.	Part Number	Description
1	N/A	Crankcase (Use: Short Block)
4	KH-20-032-01-S	Oil Seal
5	KH-20-067-05-S	Connecting Assembly Rod
6	KH-20-874-09-S	Piston W/ Ring Set Kit, 94mm (Includes 7, 8)
7	KH-20-108-04-S	Ring Set (94mm)
8	KH-62-018-04-S	Piston Pin Retainer
9	KH-20-090-01-S	Cam Lever Ass. Kit (Includes 10)
10	KH-20-086-06-S	Shd. Thd. Frm. Screw, M6 X 1 X 26
12	KH-20-123-02-S	Drainback Tube
13	KH-12-154-05	Hitch Pin Clip
14	KH-M-631015	Flat Washer, 6 Mm
15	KH-X-25-102-S	Flat Washer, ¼
16	KH-20-144-02-S	Governor Cross Shaft
17	KH-20-393-02-S	Oil Pump Assembly Kit (Includes 11, 18, 19)
18	KH-20-112-02-S	Oil Pump Screw Spacer
19	KH-20-086-13-S	Oil Pump Screw
20	KH-20-144-11-S	Cam Center Shaft Kit (Includes 21)
21	KH-20-468-08-S	Thrust Washer
22	KH-20-010-04-S	Camshaft Assembly Kit (Includes 23-25)
23	KH-20-089-06-S	Acr. Spring
24	KH-20-044-23-S	Acr. Weight
25	KH-20-468-03-S	Thrust -Acr. Washer
26	KH-20-010-04-S	Camshaft Assembly Kit (Includes 27)
27	KH-20-468-03-S	Thrust -Acr. Washer
28	KH-25-139-57-S	Square Head Pipe Plug, ¾

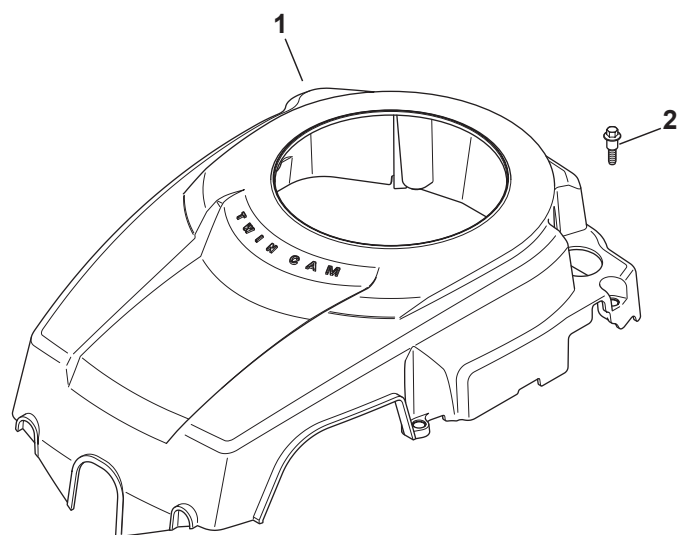
Kohler SV600-3233 Head/Valve/Breather



Ref.	Part Number	Description
2	KH-20-041-13-S	Valve Cover Gasket
3	KH-M-645020-S	Flg. Thd. Frm. Screw, M6 X 1.0 X 20
4	KH-20-326-20-S	Breather Hose
5	KH-20-599-04-S	Rocker Pivot Assembly (Inc. 6)
6	KH-20-086-04-S	Set Screw
7	KH-20-186-01-S	Rocker Arm
8	KH-20-072-08-S	Rocker Stud
9	KH-20-146-03-S	Push Rod Guide Plate
10	KH-20-062-01-S	Retainer Lock
11	KH-20-173-01-S	Valve Spring Cap
12	KH-20-089-03-S	Valve Spring
13	KH-28-032-01-S	Valve Stem Seal
14	KH-12-468-05	Flat Washer, $1\frac{3}{32}$
15	KH-20-086-02-S	Flange Screw, M10 X 1.5 X 80

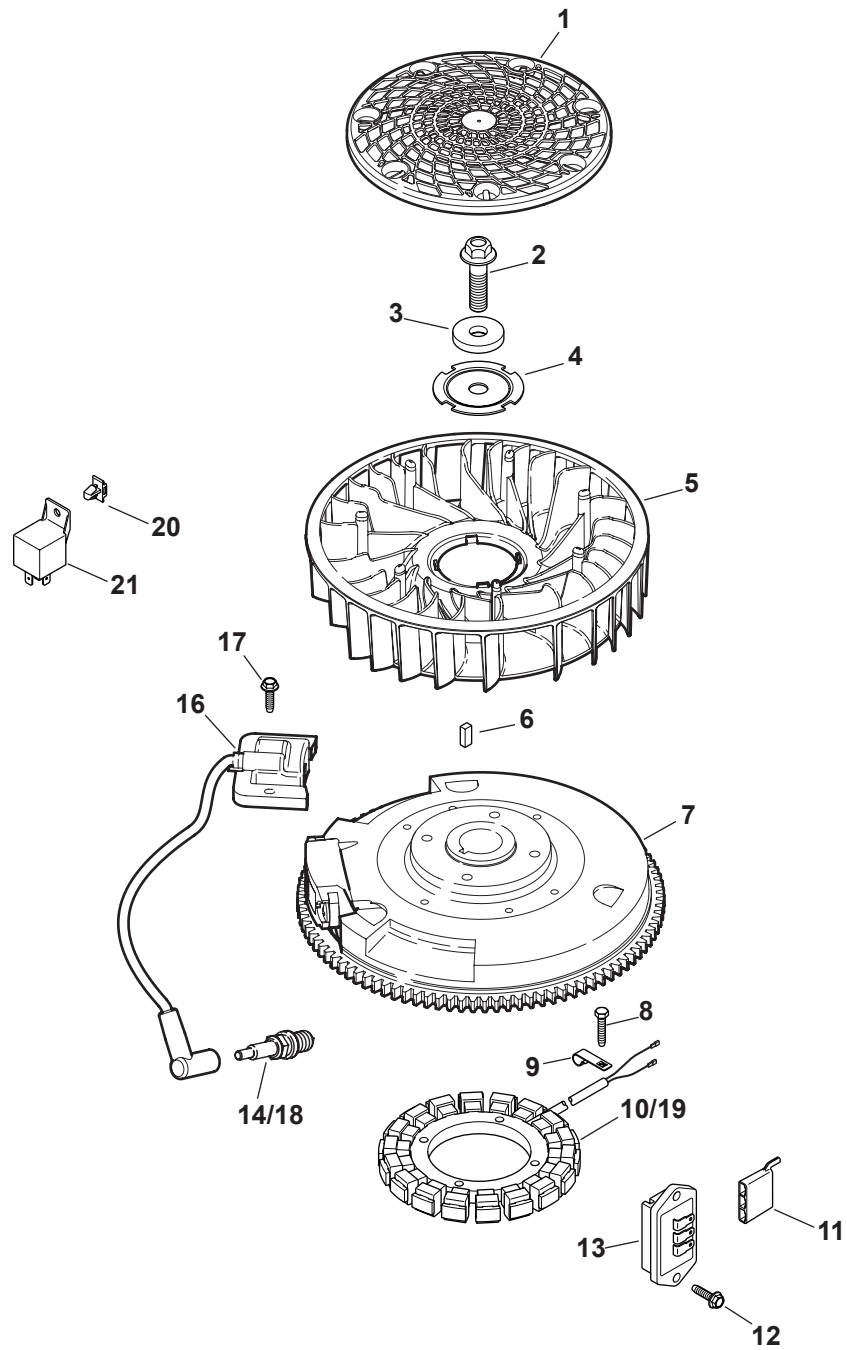
Ref.	Part Number	Description
17	KH-20-016-01-S	Exhaust Valve
18	KH-20-017-01-S	Intake Valve
19	KH-20-841-01-S	Cylinder Head Gasket Kit (Inc. 2,13,14,12, 23, 24, 25, 26, 27, 28 & 29)
20	KH-20-411-04-S	Push Rod
21	KH-20-318-11-S	Cylinder Head Kit (Inc. 28 & 29)
22	KH-20-599-03-S	Rocker Arm Pivot Kit (Inc. 6)
—	KH-12-041-01	Carburetor Gasket *
—	KH-12-041-02	Air Cleaner Base Gasket *
—	KH-20-041-12-S	Exhaust Gasket *
—	KH-20-041-18-S	Heat Deflector Gasket *
—	KH-20-041-17-S	Heat Deflector Gasket *
—	KH-25-086-87-S	Hex Socket Head Cap Screw *
—	KH-X-21-1	Spring Lock Washer, $\frac{5}{16}$ *

* -- Not Illustrated



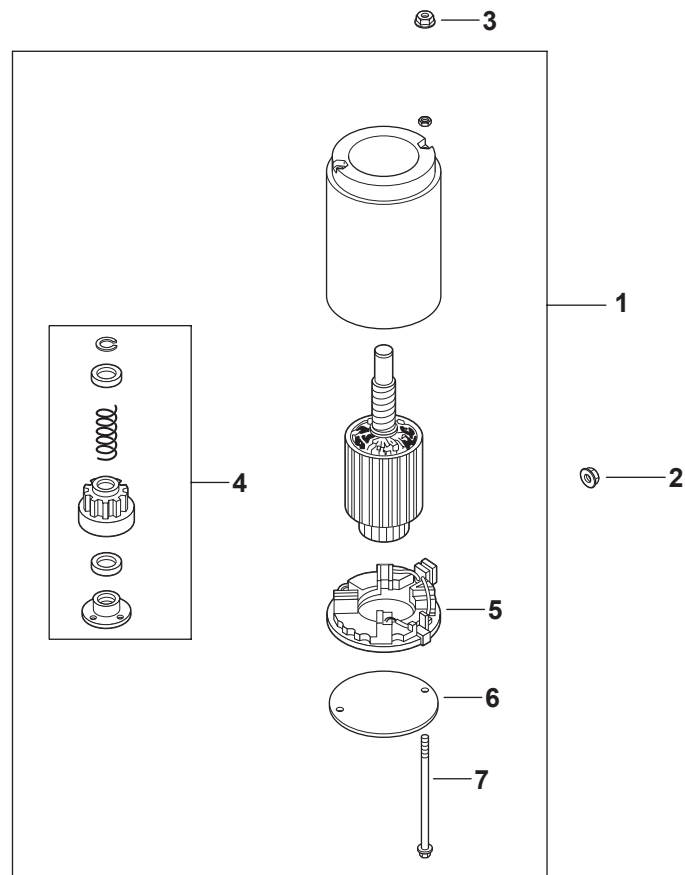
Ref.	Part Number	Description
1	KH-20-027-07-S	Blower Housing Kit (Inc. 3)
2	KH-20-086-06-S	Shd. Thd. Frm. Screw, M6 X 1 X 26
3	KH-41-037-10-S	Service Nameplate (Not Shown)

Kohler SV600-3233 Ignition/Electrical

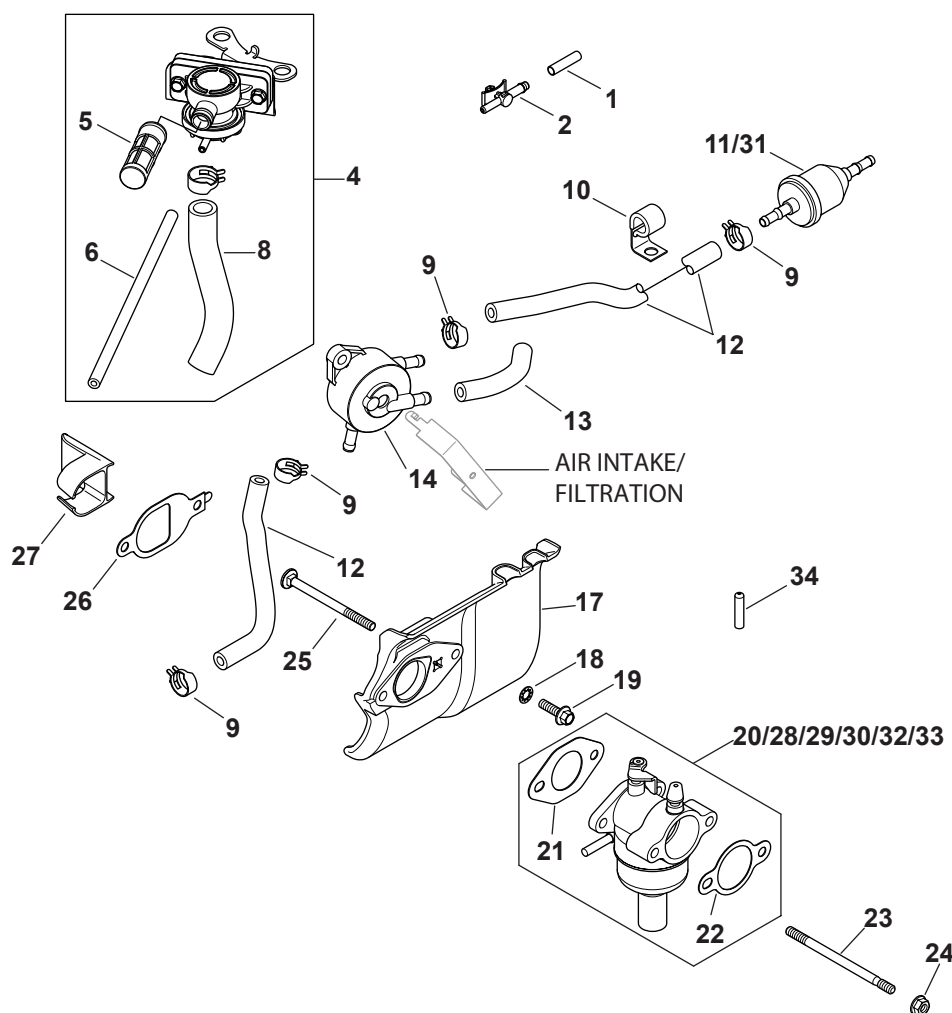


Ref.	Part Number	Description
1	KH-20-162-02-S	Grass Screen
2	KH-25-086-125-S	Hex Flange Screw
3	KH-25-468-09-S	Flat Washer
4	KH-20-146-05-S	Fan Mounting Plate
5	KH-20-157-01-S	Fan
6	KH-25-340-02-S	Straight Flywheel Key
7	KH-20-025-40-S	Flywheel
8	KH-M-548025-S	Thd. Frm. Screw, M5 X 0.8 X 25
9	KH-20-154-04-S	Wire Clip
10	KH-237878	15 Amp Stator Kit (Inc. KH-25-452-01-S)
11	KH-25-155-41-S	Connector
12	KH-M-545020-S	Flg. Thd. Frm. Screw, M5 X .8 X 20
13	KH-41-403-10-S	Regulator/Rectifier
16	KH-20-584-03-S	Ignition Module (CDI Fixed)
17	KH-M-545020-S	Flg. Thd. Frm. Screw, M5 X .8 X 20
18	759-3336	Spark Plug
—	KH-20-176-16-S	Wiring Harness
—	KH-25-454-05-S	Tie

Kohler SV600-3233 Starting System



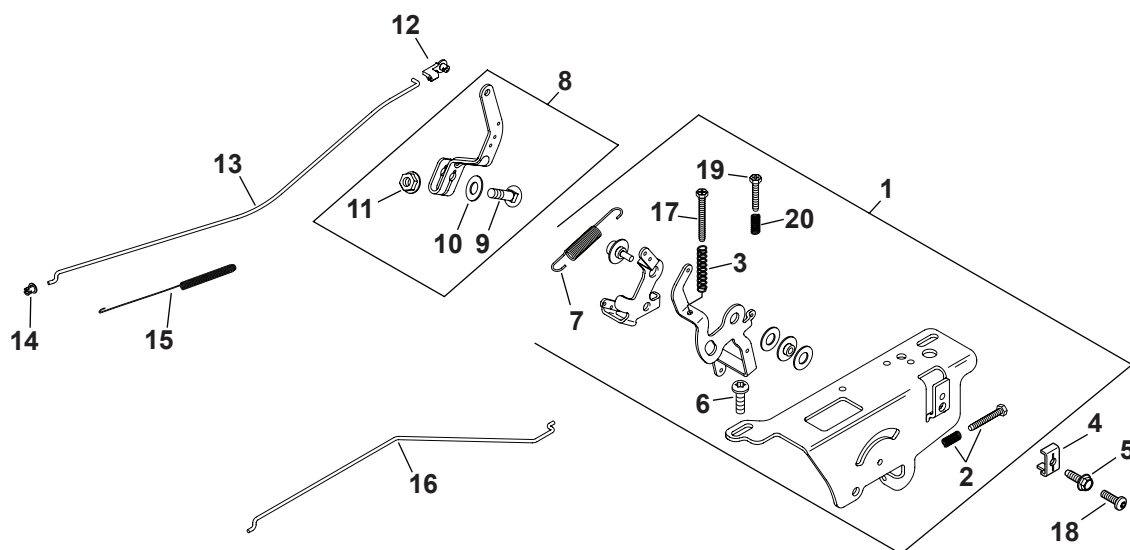
Ref.	Part Number	Description
1	KH-20-098-05-S	Starter Assembly (Inc. 4-7)
3	KH-25-100-31-S	Free Spinning Flg. Nut, #10-24
4	KH-20-755-12-S	Drive Kit (J.E.)
5	KH-12-221-02-S	Brush Kit
6	KH-20-227-01-S	Drive End Cap (J.E.)
7	KH-20-211-02-S	Thru Bolt



Ref.	Part-Number	Description
1	KH-25-173-23-S	Masking Cap
2	KH-25-155-40-S	SAI Connector
9	KH-25-237-14-S	Hose Clamp, ½
10	KH-47-154-01-S	Cable Clip
11	KH-25-050-22-S1	Fuel Filter
12	KH-25-111-34-S	Fuel Line
13	KH-12-353-10	Fuel Line
14	KH-24-393-16	Fuel Pump
17	KH-20-265-09-S	Heat Deflector Kit
18	KH-X-22-11	Int. Tooth Lock Washer, ¼
19	KH-M-651020-S	Flange Screw, M6 X 1.0 X 20
23	KH-20-072-05-S	Stud, M6 X 1.0 X 100
24	KH-M-641060-S	Flange Nut, M6 X 1.0

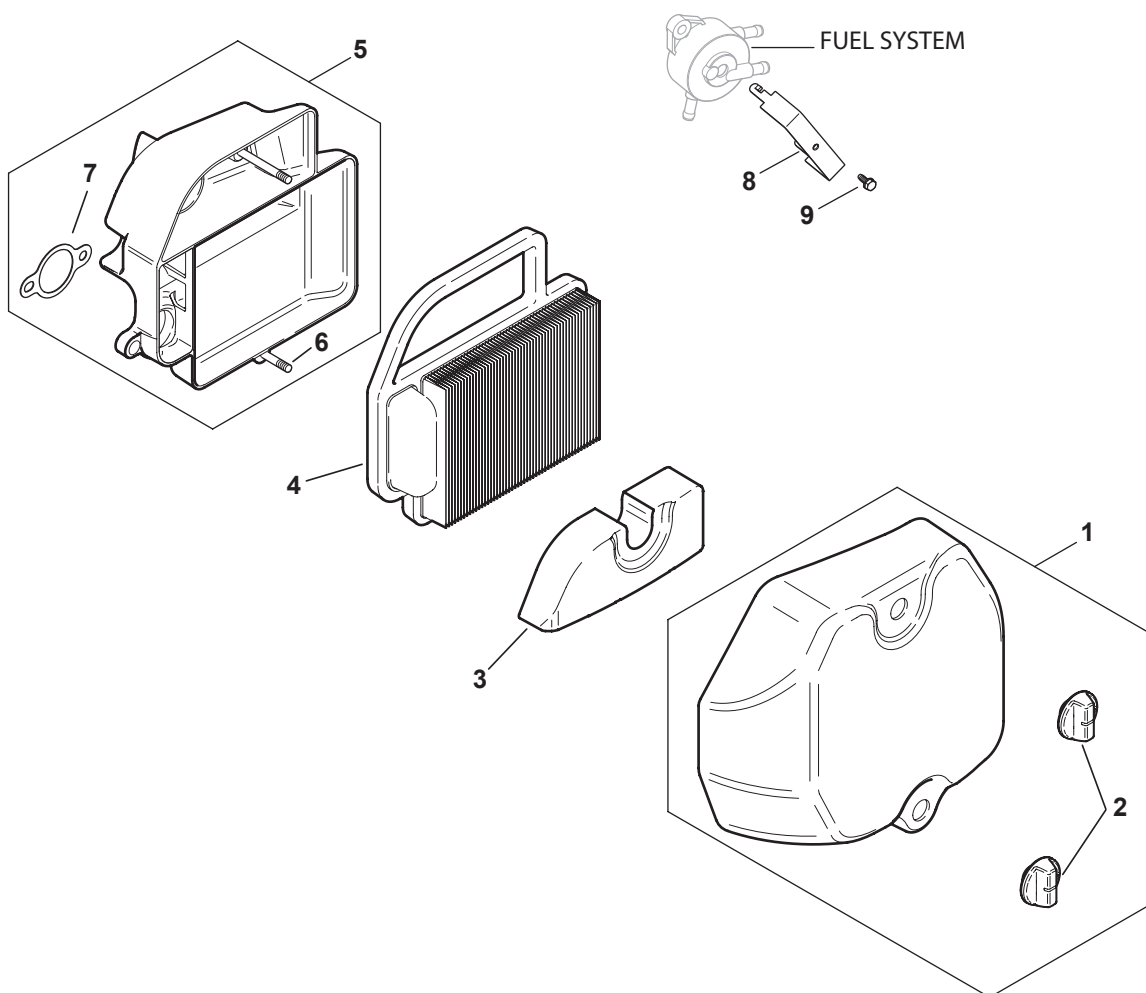
Ref.	Part-Number	Description
25	KH-20-072-07-S	Carburetor Stud
26	KH-20-041-18-S	Heat Deflector Gasket
27	KH-20-332-01-S	Intake Port Insert
33	KH-20-853-37-S	Carb Tier III Walbro Kit (Inc. 21 & 22)
34	KH-25-173-25-S	Masking Cap
—	KH-25-454-05-S	Tie
—	KH-12-755-109-S	High Altitude Kit
—	KH-12-755-110-S	Choke Repair Kit
—	KH-12-757-02	Float Repair Kit
—	KH-12-757-03	Carburetor Repair Kit
—	KH-12-757-33	Solenoid Repair Kit
—	KH-12-757-37-S	Bowl Replacement Repair Kit
—	KH-20-755-07-S	High Altitude Kit

Kohler SV600-3233 Engine Controls



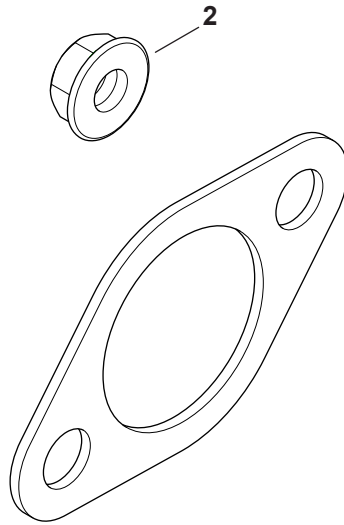
Ref.	Part-Number	Description
1	KH-20-536-06-S	Speed Control Assembly Kit (Inc. 2, 3, 6, 7, 17, 19, 20)
2	KH-25-086-297-S	Idle Adj. Screw & Spring Kit
4	KH-12-237-01	Cable Clamp
5	KH-M-545016-S	Flg. Thd. Frm. Screw, M5 X 0.8 X 16
6	KH-M-664020-S	Lbd. Skt. Screw, M6 X 1.0 X 20
7	KH-20-089-11-S	Governor Spring
8	KH-20-090-11-S	Governor Assembly Lever (Inc. 9-11)
9	KH-52-211-04	Rd. Hd. Sq. Nck. Bolt, ¼-20 X 1

Ref.	Part-Number	Description
10	KH-X-22-11	Int. Tooth Lock Washer, ¼
11	KH-12-100-07	Hex Flange Nut, ¼-20
12	KH-25-158-11	Throttle Linkage Bushing
13	KH-20-079-07-S	Throttle Linkage
14	KH-25-158-08	Linkage Retaining Bushing
15	KH-20-089-10-S	Linkage Spring
16	KH-20-079-05-S	Choke Linkage
19	KH-20-086-10-S	Phl. Thd. Frm. Screw, M4 X 0.7 X 25
20	KH-12-089-11	Speed Control Spring (Short)

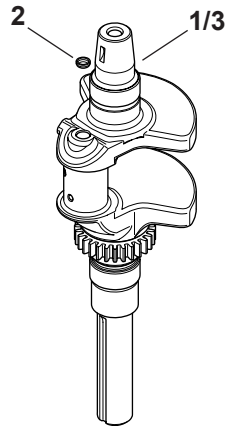


Ref.	Part Number	Description
1	KH-20-096-04-S	Air Cleaner Cover Kit (Inc. 2)
2	KH-25-341-04-S	Cover Knob
3	KH-20-083-03-S	Pre-Cleaner Element (Dry)
4	KH-20-083-02-S	Air Cleaner Element
5	KH-20-094-04-S	Air Cleaner Base Kit (Inc. 6, 7)
6	KH-20-072-04-S	Air Cleaner Base Stud
7	KH-12-041-02	Air Cleaner Base Gasket

Kohler SV600-3233 Miscellaneous

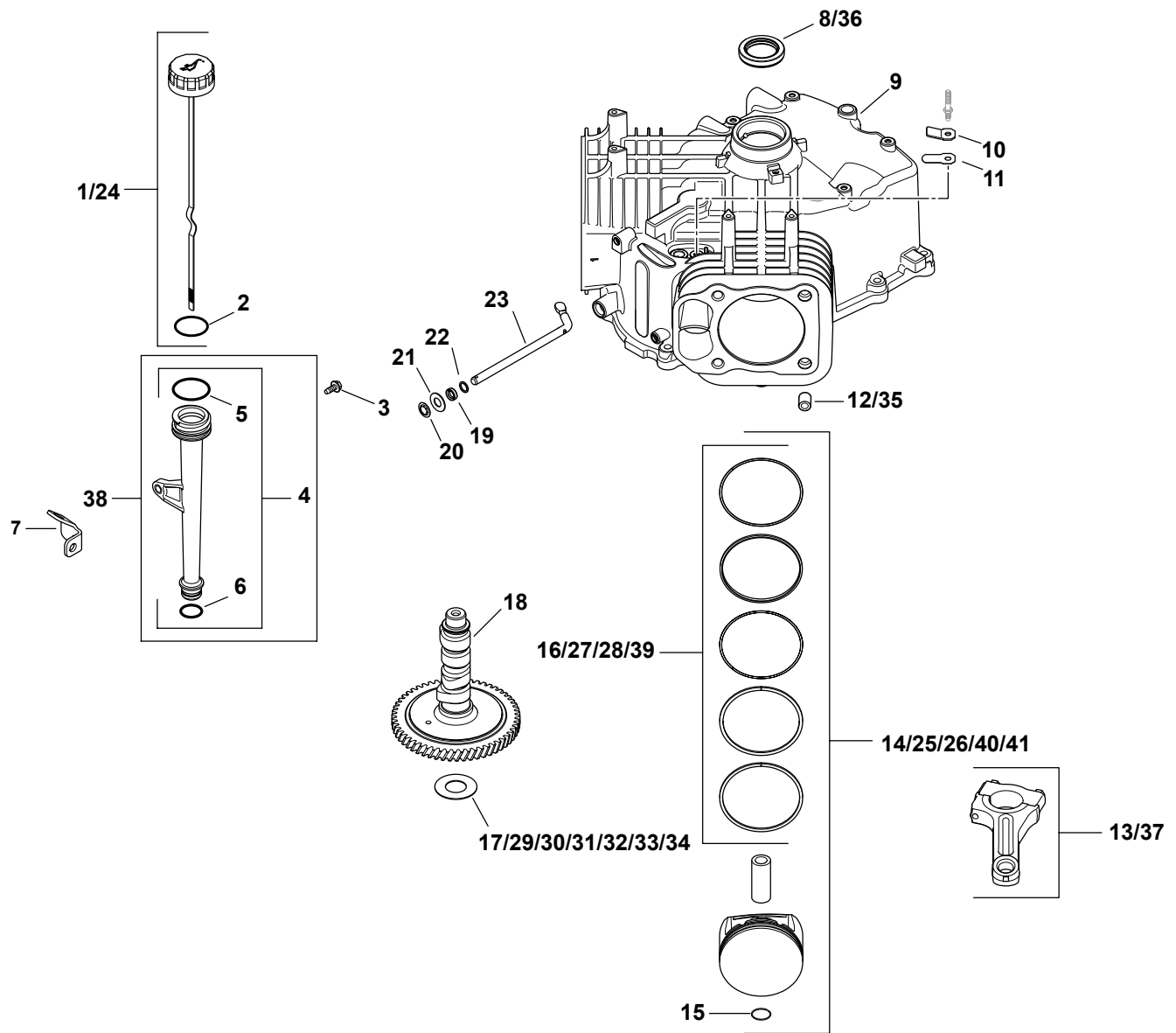


Ref.	Part Number	Description
2	KH-12-100-07	Flange Nut
N/A	Decals	
	KH-25-113-39-S	Clear Laminate Decal
	KH-20-113-14-S	20HP
N/A	KH-20-522-05	SV590/600 Short Block
N/A	KH-20-755-05-S	Gasket Set



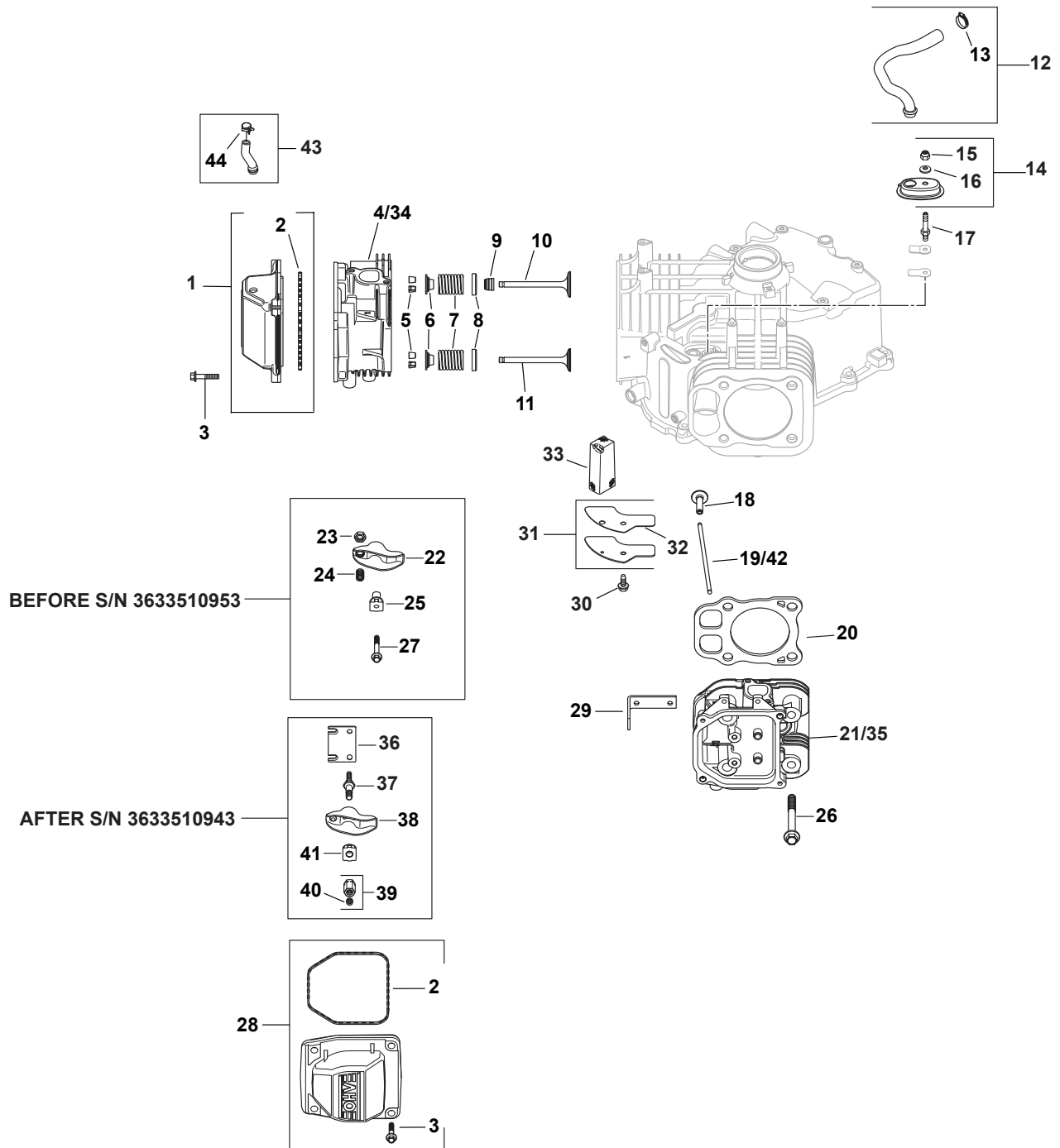
Ref.	Part Number	Description
2	KH-52-139-09-S	Cup Plug
3	KH-32-014-04-S	Crankshaft (Includes 2)

Kohler SV715-0002 Crankcase



Ref.	Part Number	Description
2	KH-25-153-02-S	Dipstick Assembly (Includes 2)
3	KH-M-545013-S	Flg. Thd. Frm. Screw, M5 X 0.8 X 13
7	KH-24-126-19	Oil Fill Tube Bracket
10	KH-24-018-04-S	Breather Reed Retainer
11	KH-12-402-02	Breather Reed
12	KH-24-380-16-S	Locating Pin
14	KH-25-874-01-S	Piston Kit w/ Ring Set (Inc. 15, 16)
15	KH-24-018-01-S	Piston Pin Retainer
17	KH-12-422-07-S	Camshaft Shim (White .028")
18	KH-32-012-01-S	Camshaft Kit (Inc. KH-25-357-14-S)
19	KH-28-032-09-S	Governor Cross Shaft Seal
20	KH-24-018-09-S	Ring Retainer
21	KH-M-931010-S	Flat Washer, 9 Mm
22	KH-24-468-15-S	Flat Washer, 1 ¹ / ₃₂
23	KH-24-144-38-S	Governor Cross Shaft
24	KH-24-038-04-S	Dipstick Assembly (Inc. 2)
25	KH-25-874-03-S	Piston Kit w/ Ring Set (0.25) 83mm
28	KH-24-108-16-S	Ring Set (.25)
29	KH-12-422-08-S	Camshaft Shim (Blue .03")
30	KH-12-422-09-S	Camshaft Shim (Red .032")
31	KH-12-422-10-S	Camshaft Shim (Yellow .034")
32	KH-12-422-11-S	Camshaft Shim (Green .036")
33	KH-12-422-12-S	Camshaft Shim (Gray .038")
34	KH-12-422-13-S	Camshaft Shim (Black .04")
36	KH-24-032-19-S	Oil Seal (Helix Lip)
37	KH-24-067-24-S	Connecting Rod (Std)
38	KH-25-123-07-S	Tube Assembly (Inc. 4-6)
39	KH-24-108-14-S	Ring Set (Std)
40	KH-32-874-09-S	Use KH-24-874-27-S Kit
N/A	KH-25-357-14-S	Camshaft Lubricant

Kohler SV715-0002 Head/Valve/Breather

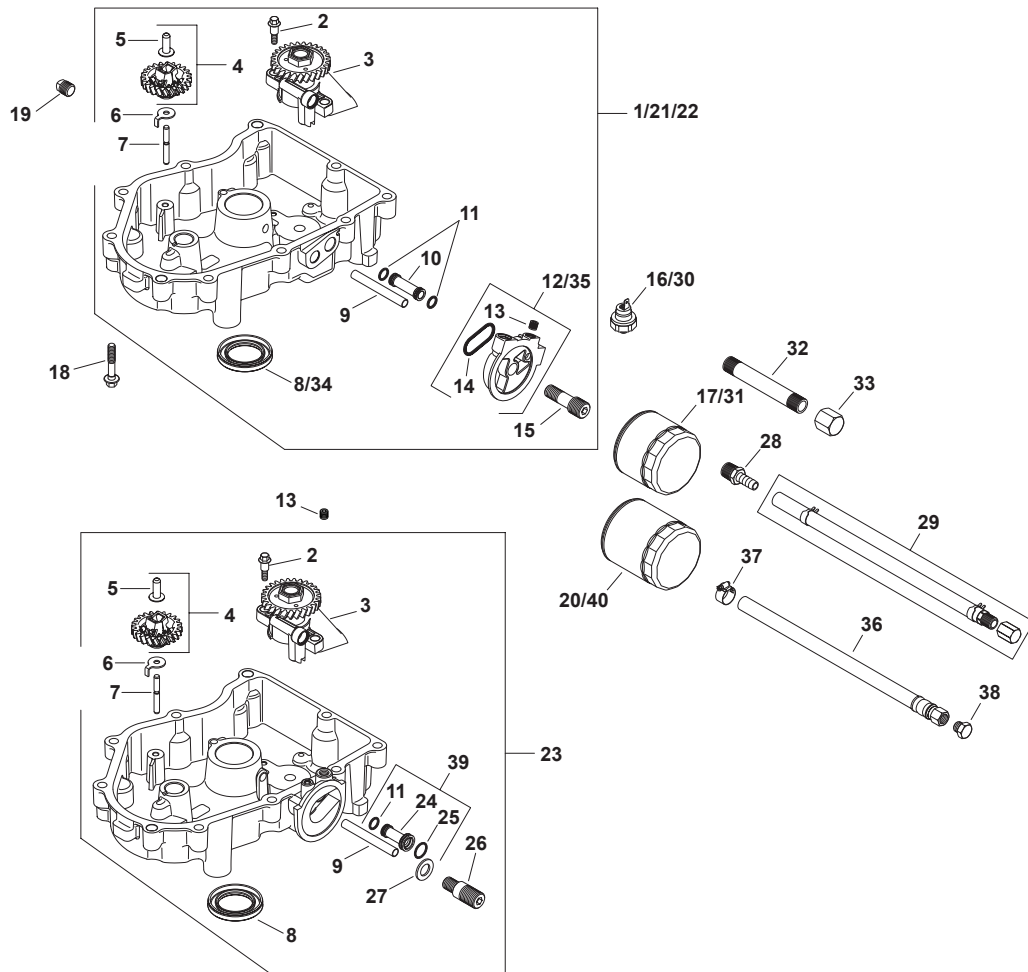


Kohler SV715-0002 Head/Valve/Breather

Ref.	Part Number	Description
1	KH-32-096-06-S	Breather Valve Cover Kit (Inc. 2)
2	KH-24-153-30-S	Valve Cover O-Ring
3	KH-M-651030-S	Flg. Screw, M6 X 1.0 X 30
5	KH-12-755-03	Retainer Kit
6	KH-12-173-01	Valve Spring Cap
7	KH-24-089-02	Valve Spring
8	KH-235011-S	Spring Retainer
9	KH-66-032-05-S	Valve Stem Seal
10	KH-24-017-01	Intake Valve (Std)
11	KH-24-016-01	Exhaust Valve (Std)
12	KH-32-326-06-S	Kit, Breather Hose Kit (Inc. 13)
13	KH-25-237-14-S	Hose Clamp, ½
14	KH-32-081-02-S	Breather Housing Kit (Inc. 15, 16)
15	KH-M-547050-S	Lock Nut, M 5 X .8
16	KH-32-468-01-S	Sealing Washer
17	KH-32-072-03-S	Breather Cover Stud
18	KH-32-019-02-S	Tappet
20	KH-32-841-01-S	Cylinder Head Gasket Kit (Inc. 26, KH-24-041-49-S And KH-24-153-27-S)
26	KH-12-086-16	Flg. Screw, M 10 X 1.5 X 90
28	KH-24-755-141-S	Breather Valve Cover Kit (Inc. 2 & 3)
29	KH-25-445-01-S	Lifting Strap

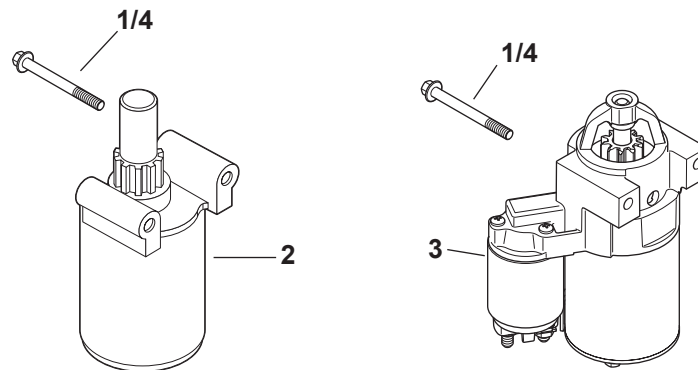
Ref.	Part Number	Description
30	KH-M-645016-S	Flg. Thd. Frm. Screw, M6 X 1.0 X 16
31	KH-32-096-04-S	Breather Cover Kit (Inc. 32)
33	KH-32-050-01-S	Breather Filter
34	KH-32-318-13-S	#1 Cylinder Head Assembly Kit (Inc. Exhaust Mounting Hardware)
35	KH-32-318-14-S	#2 Cylinder Head Assembly Kit (Inc. Exhaust Mounting Hardware)
36	KH-32-146-09-S	Guide Plate
37	KH-32-072-04-S	Rocker Stud
38	KH-32-186-03-S	Rocker Arm
39	KH-32-100-05-S	Hex Nut Assembly (Includes 39)
40	KH-25-086-168-S	Set Screw
41	KH-25-599-01-S	Rocker Arm Pivot
42	KH-32-411-04-S	Push Rod
43	KH-32-326-07-S	Fuel Pump Hose w/ Clamp Kit (Inc. 44)
44	KH-25-237-01-S	Hose Clamp
N/A	KH-32-755-03-S	Cylinder Head Hardware Kit (Services 1 Head, Quantities Listed Are For Both Heads) (Inc. 5-11, 19, 22, 25 & 34)
N/A	KH-24-041-49-S	Exhaust Gasket
N/A	KH-24-153-27-S	Intake Port O-Ring

Kohler SV715-0002 Oil Pan/Lubrication



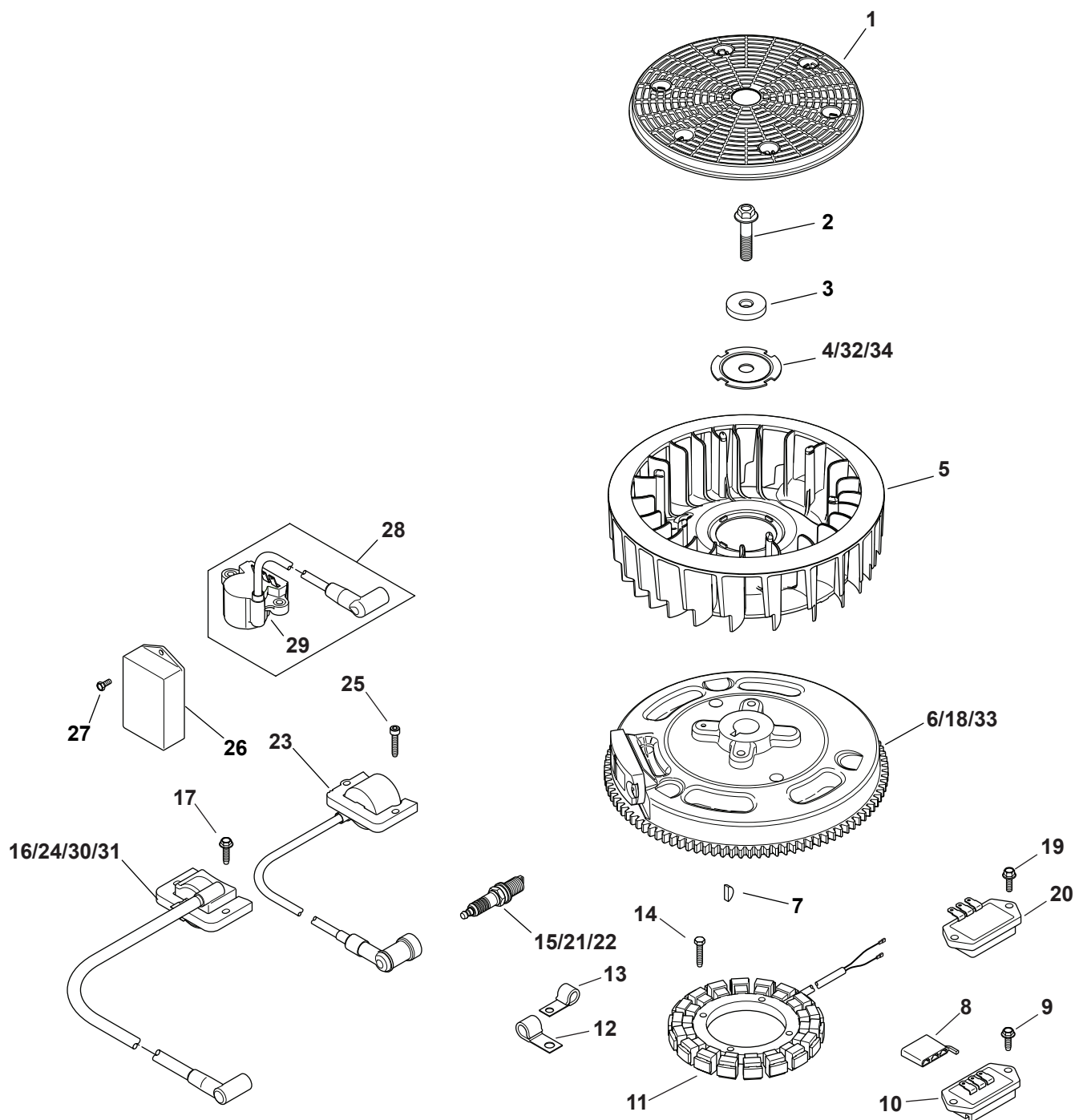
Ref.	Part Number	Description
2	KH-32-086-01-S	Shd. Thd. Frm. Screw, M6 X .0 X 6.5
3	KH-32-393-10-S	Oil Pump Assembly
4	KH-24-043-12	Governor Gear w/ Pin Kit (Inc. 5)
5	KH-12-380-01	Governor Regulating Pin
6	KH-24-448-02-S	Locking Tab
7	KH-12-144-02	Governor Gear Shaft
8	KH-25-032-06-S	Oil Seal
9	KH-32-123-01-S	Oil Feed Tube - Filter To Pan
11	KH-24-153-01	Oil Pick-Up O-Ring
13	KH-25-139-60-S	Plug, Ctsk. Pipe Plug, 1/8

Ref.	Part Number	Description
17	KH-12-050-01-S	Oil Filter
18	KH-24-086-17-S	Flg. Screw, M8 x 1.25 x 45
19	KH-25-139-57-S	Sq. Hd. Pipe Plug, 3/8
23	KH-32-199-07-S	Oil Pan Assembly (Inc. 2-9, 11, 24-27)
24	KH-32-123-06-S	Oil Feed Tube
25	KH-32-153-05-S	O-Ring
26	KH-32-136-05-S	Oil Filter Nipple
27	KH-32-468-02-S	Flat Washer
39	KH-32-123-09-S	Oil Feed Tube Assembly (Includes 11, 24, 25)



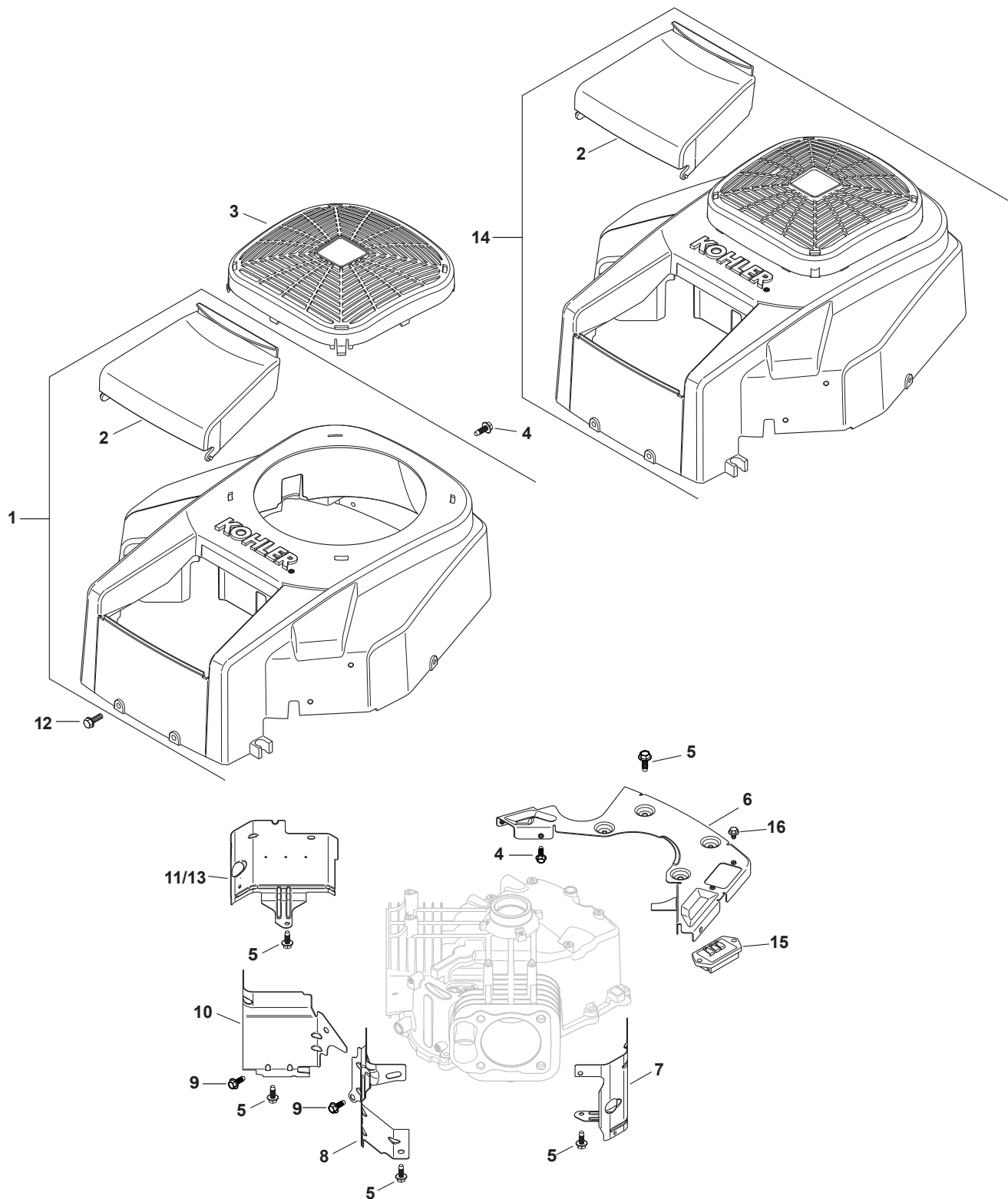
Ref.	Part Number	Description
2	KH-32-098-01-S	Starter Assembly
4	KH-M-851080-S	Flg. Screw, M8 X 1.25 X 80

Kohler SV715-0002 Ignition/Electrical



Ref.	Part Number	Description
1	KH-32-162-03-S	Grass Screen
2	KH-12-086-14	Flg. Screw, M 10 X 1.5 X 45
3	KH-12-468-03	Flat Washer, $1\frac{3}{32}$
4	KH-20-146-05-S	Fan Mounting Plate
5	KH-32-157-01-S	15 Amp Stator Kit (Inc. KH-25-452-01-S)
6	KH-32-025-16-S	Flywheel Assembly
7	KH-X-42-15	Key, $\frac{3}{16}$ X $\frac{5}{8}$
8	KH-25-155-41-S	Connector
11	KH-237878	15 Amp Stator Kit
14	KH-M-548025-S	Thd. Frm. Screw, M5 X 0.8 X 25
15	759-3336	Spark Plug
16	KH-24-584-45-S	Module Ignition Kit
17	KH-M-545020-S	Flg. Thd. Frm. Screw, M5 X .8 X 20
N/A	KH-25-454-03-S	Wire Tie
N/A	KH-25-454-05-S	Tie
N/A	KH-32-176-24-S	Wiring Harness
N/A	KH-25-454-05-S	Tie
N/A	KH-25-452-01-S	Terminal

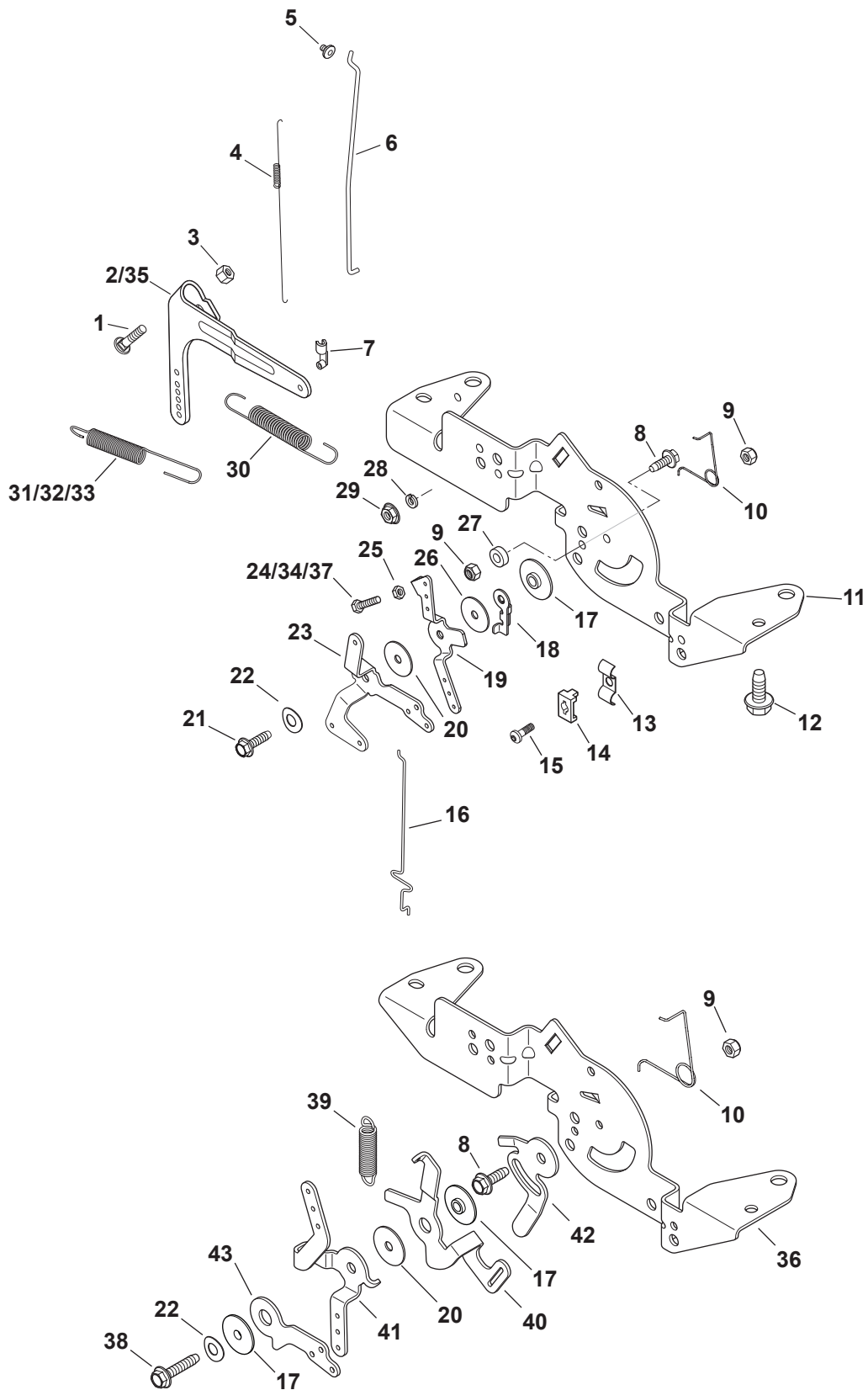
Kohler SV715-0002 Blower Housing & Baffles



Kohler SV715-0002 Blower Housing & Baffles

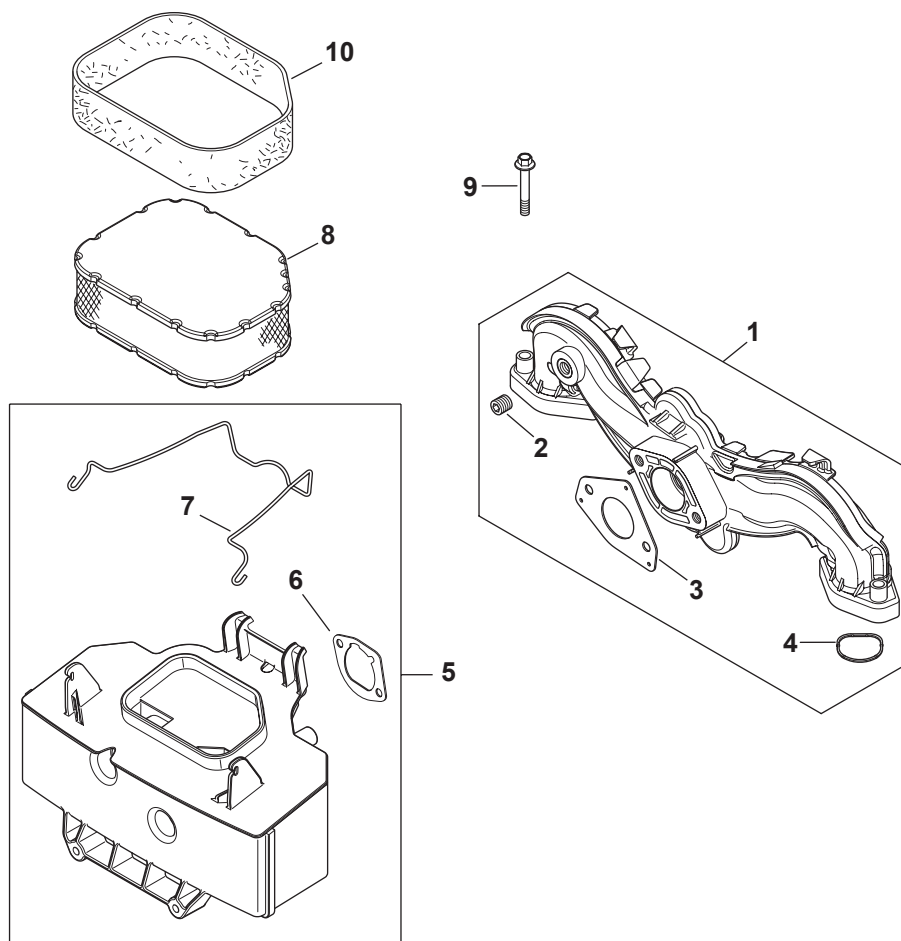
Ref.	Part Number	Description
1	KH-32-027-03-S	Housing Blower Kit (Inc. 2 & KH-41-037-10-S)
2	KH-32-096-08-S	Air Cleaner Cover
4	KH-M-545016-S	Flg. Thd. Frm. Screw, M5 X 0.8 X 16
5	KH-M-645016-S	Flg. Thd. Frm. Screw, M6 X 1.0 X 16
6	KH-32-146-05-S	Backing Plate Kit
7	KH-32-063-12-S	Cyl. Barrel Baffle - #2 Side
8	KH-32-063-02-S	Valley Baffle - #2 Side
9	KH-M-545010	Flg. Thd. Frm. Screw, M5 X .8 X 10
10	KH-32-063-03-S	Valley Baffle - #1 Side
11	KH-32-063-10-S	Cyl. Barrel Baffle - #1 Side
12	KH-24-086-12	Tap Screw, M6 X 1.7 X 18
15	KH-41-403-10-S	Regulator/Rectifier
16	KH-25-086-158-S	Flg. Thd. Frm. Screw, M6 X 1.0 X 10
N/A	KH-41-037-10-S	Service Nameplate

Kohler SV715-0002 Engine Controls

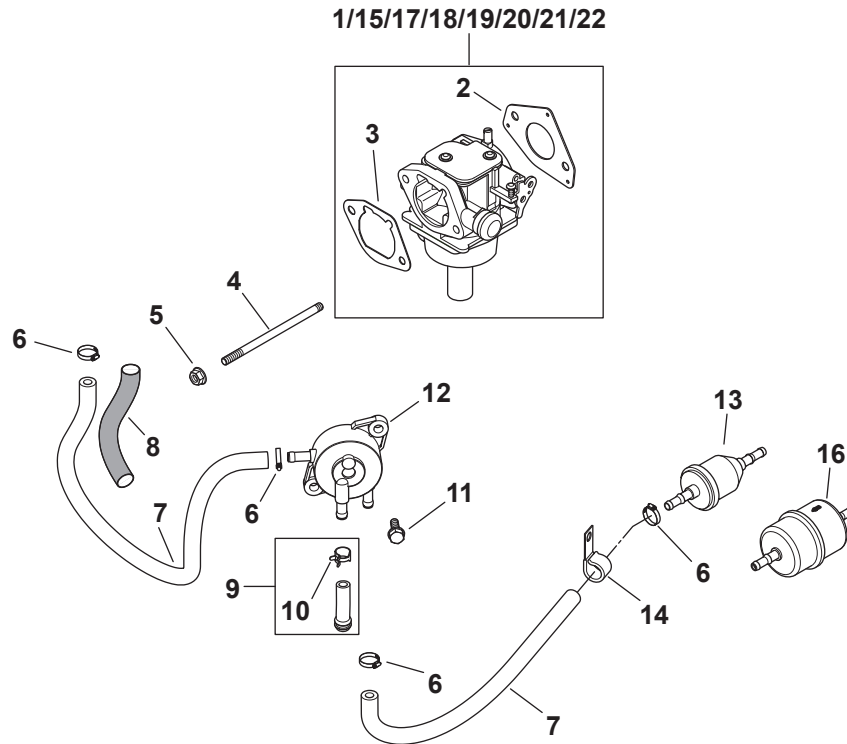


Ref.	Part-Number	Description
1	KH-24-211-03-S	Rd. Hd. Sq. Neck Bolt, M6 X 1.0 X 25
3	KH-M-641060-S	Flg. Nut, M6 X 1.0
4	KH-24-089-01	Linkage Spring
5	KH-25-158-08	Linkage Retaining Bushing
6	KH-24-079-04	Throttle Linkage
7	KH-25-158-11	Throttle Linkage Bushing
8	KH-M-545016-S	Flg. Thd. Frm. Screw, M5 X 0.8 X 16
9	KH-M-547050-S	Lock Nut, M5 X .8
10	KH-24-089-03	Choke Return Spring
12	KH-M-645016-S	Flg. Thd. Frm. Screw, M6 X 1.0 X 16
14	KH-12-237-01	Cable Clamp
15	KH-24-086-43-S	Lbd. Thd. Frm. Screw, M5 X 0.8 X 16
16	KH-24-079-22-S	Choke Linkage
17	KH-24-112-27-S	Control Assembly Spacer
20	KH-24-468-01	Flat Washer. 5.5mm
22	KH-41-468-03	Spring Washer, ¼
30	KH-24-089-55-S	Governor Spring
33	KH-24-089-18-S	Governor Spring
35	KH-24-090-51-S	Governor Lever
36	KH-24-126-172-S	Control Bracket
38	KH-25-086-151-S	Thd. Frm. Screw, M5 X 0.8 X 25mm
39	KH-32-089-03-S	Speed Control Spring
40	KH-32-090-07-S	Governor Spring Lever
41	KH-32-090-08-S	Speed Control Lever
42	KH-32-090-09-S	Speed Setting Lever
43	KH-32-090-10-S	Choke Lever

Kohler SV715-0002 Air Intake/Filtration



Ref.	Part Number	Description
1	KH-24-164-91-S	Intake Manifold Kit (Inc. 2-4)
2	KH-24-041-52-S	Carburetor Gasket
3	KH-24-153-27-S	Intake Port O-Ring
4	KH-25-139-60-S	Ctsk. Pipe Plug, 1/8
5	KH-32-094-04-S	Air Cleaner Base Kit (Inc. 5 & 6)
6	KH-24-041-14-S	Air Cleaner Base Gasket
7	KH-32-344-02-S	Air Cleaner Element Latch
8	KH-32-083-03-S	Air Filter Element
9	KH-M-651040-S	Flg. Screw, M6 X 1.0 X 40
10	KH-32-083-05-S	Pre-Cleaner Element

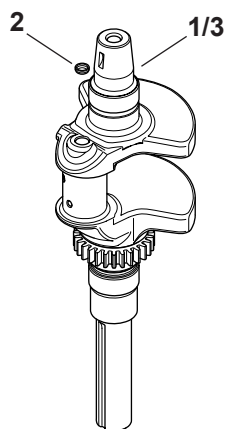


Ref.	Part-Number	Description
2	KH-24-041-52-S	Carburetor Gasket
3	KH-24-041-14-S	Air Cleaner Base Gasket
4	KH-M-629105-S	Stud, M6 X 1.0 X 106
5	KH-M-641060-S	Flg. Nut, M6 X 1.0
6	KH-25-237-14-S	Hose Clamp, ½
7	KH-25-111-34-S	Fuel Line
11	KH-24-086-12-S	Tap Screw, M6 X 1.7 X 18
12	KH-24-393-16-S	Fuel Pump
13	KH-25-050-22-S	Fuel Filter

Ref.	Part-Number	Description
14	KH-47-154-01-S	Cable Clip
15	KH-32-853-11-S	Carburetor Kit, 19mm KEIHIN (Inc. 2 & 3)
N/A	KH-24-757-36-S	Choke Repair Service Kit (Inc. 2 & 3)
N/A	KH-24-757-38-S	Gasket Repair Service Kit (Inc. 2 & 3)
N/A	KH-24-757-44-S	Float Kit (Inc. 2 & 3)
N/A	KH-24-757-45-S	Solenoid Valve Repair Kit (Inc. 2 & 3)
N/A	KH-24-757-46-S	Repair Overhaul Kit (Inc. 2 & 3)

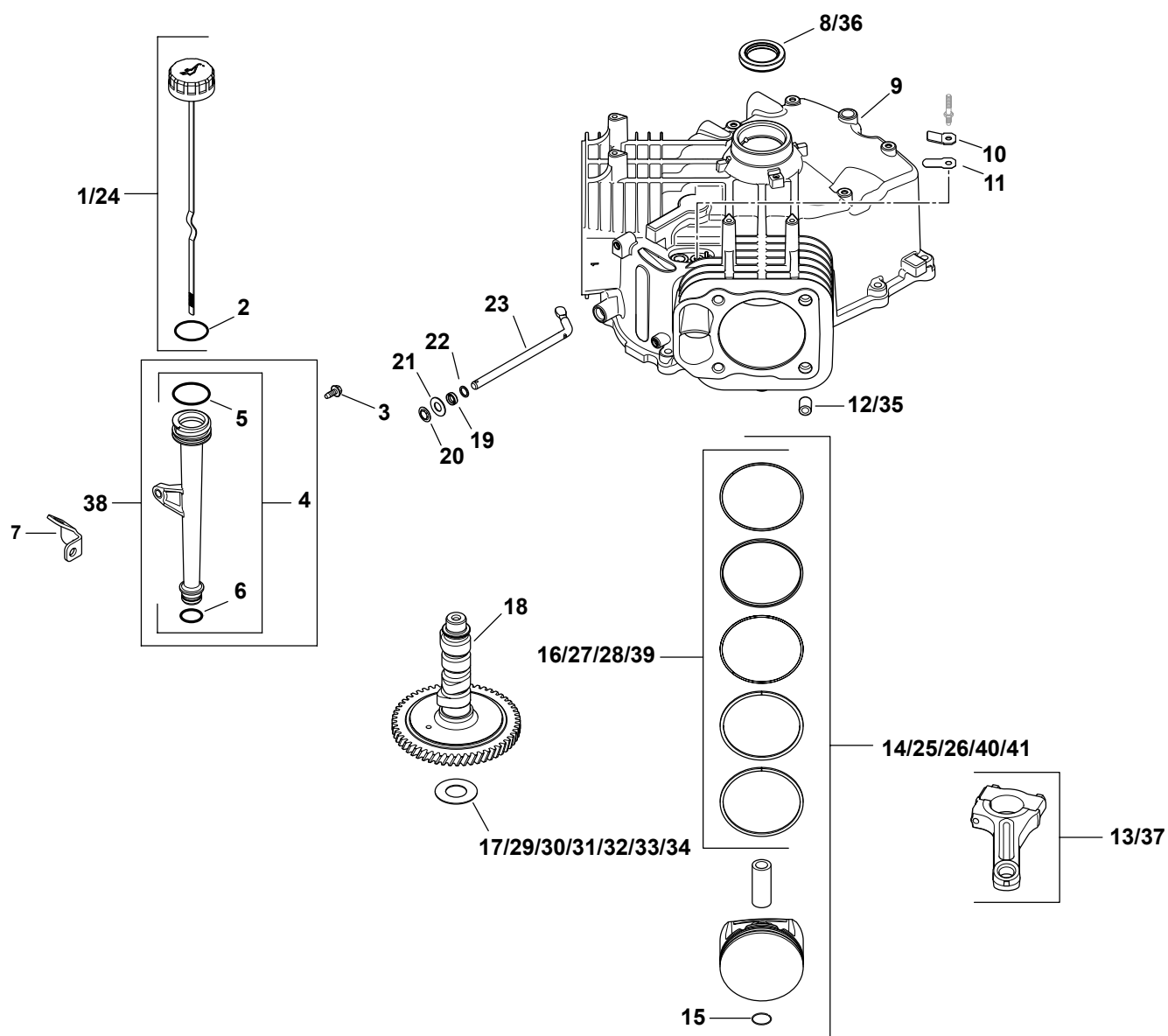
Kohler SV715-0002 Miscellaneous

Ref.	Part Number	Description
N/A	Decals	
—	KH-25-113-39-S	Clear Laminate Decal
—	KH-32-113-60-S	Fill Check Decal
—	KH-32-113-12-S	Decal, 22 HP
N/A	KH-32-522-03	SV710-740 Shortblock
N/A	KH-32-755-01-S	Gasket Set



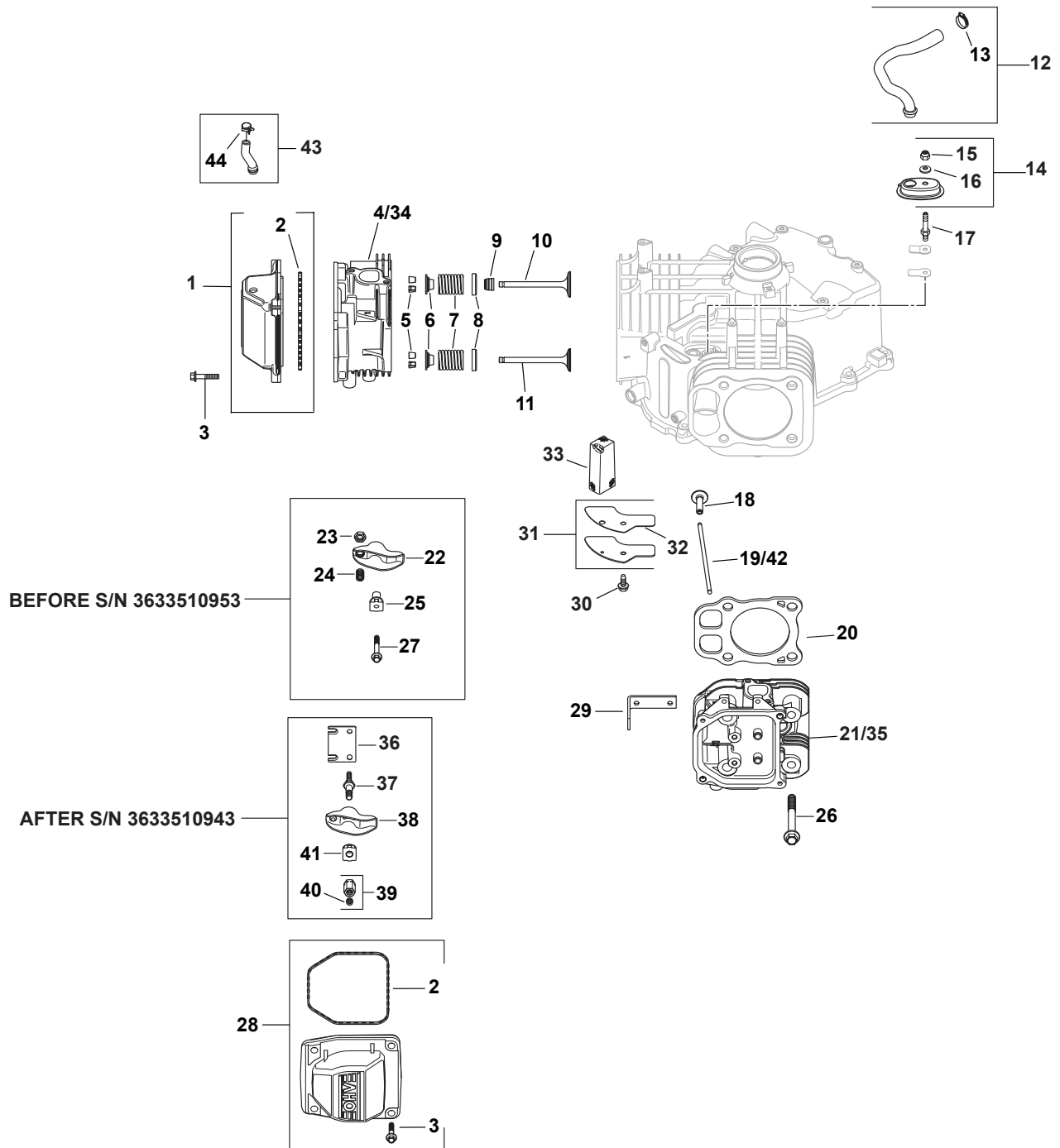
Ref.	Part Number	Description
2	KH-52-139-09-S	Cup Plug
3	KH-32-014-04-S	Crankshaft (Inc. 2)

Kohler SV720-0042 Crankcase



Ref.	Part Number	Description
1	KH-32-038-01-S	Dipstick (Inc. 2)
2	KH-25-153-02-S	Dipstick O-Ring
3	KH-M-545013-S	Flg. Thd. Frm. Screw, M5 x 0.8 x 13
7	KH-24-126-19-S	Oil Fill Tube Bracket
10	KH-24-018-04-S	Breather Reed Retainer
11	KH-12-402-02-S	Breather Reed
12	KH-24-380-13-S	Use KH-24-380-16-S Pin
14	KH-25-874-01-S	Piston w/ Ring Set (Inc. 15 & 16)
15	KH-24-018-01-S	Piston Pin Retainer
17	KH-12-422-07-S	Camshaft Shim (White .028")
18	KH-32-012-01-S	Camshaft Kit (Inc. KH-25-357-14-S)
19	KH-28-032-09-S	Governor Cross Shaft Seal
20	KH-24-018-09-S	Ring Retainer
21	KH-M-931010-S	Flat Washer, 9mm
22	KH-24-468-15-S	Flat Washer, 1 ¹ / ₃₂
23	KH-24-144-38-S	Governor Cross Shaft
24	KH-24-038-04-S	Dipstick Assembly
25	KH-25-874-03-S	Piston w/ Ring Set Kit (0.25) 83mm
28	KH-24-108-06-S	Use KH-24-108-16-S Ring Set
29	KH-12-422-08-S	Camshaft Shim (Blue .03")
30	KH-12-422-09-S	Camshaft Shim (Red .032")
31	KH-12-422-10-S	Camshaft Shim (Yellow .034")
32	KH-12-422-11-S	Camshaft Shim (Green .036")
33	KH-12-422-12-S	Camshaft Shim (Gray .038")
34	KH-12-422-13-S	Camshaft Shim (Black .04")
36	KH-24-032-19-S	Oil Seal (Helix Lip)
37	KH-24-067-24-S	Connecting Rod
38	KH-25-123-07-S	Tube Assembly (Inc. 4-6)
39	KH-24-108-14-S	Ring Set
40	KH-32-874-09-S	Use KH-24-874-27-S Kit
N/A	KH-25-357-14-S	Camshaft Lubricant

Kohler SV720-0042 Head/Valve/Breather

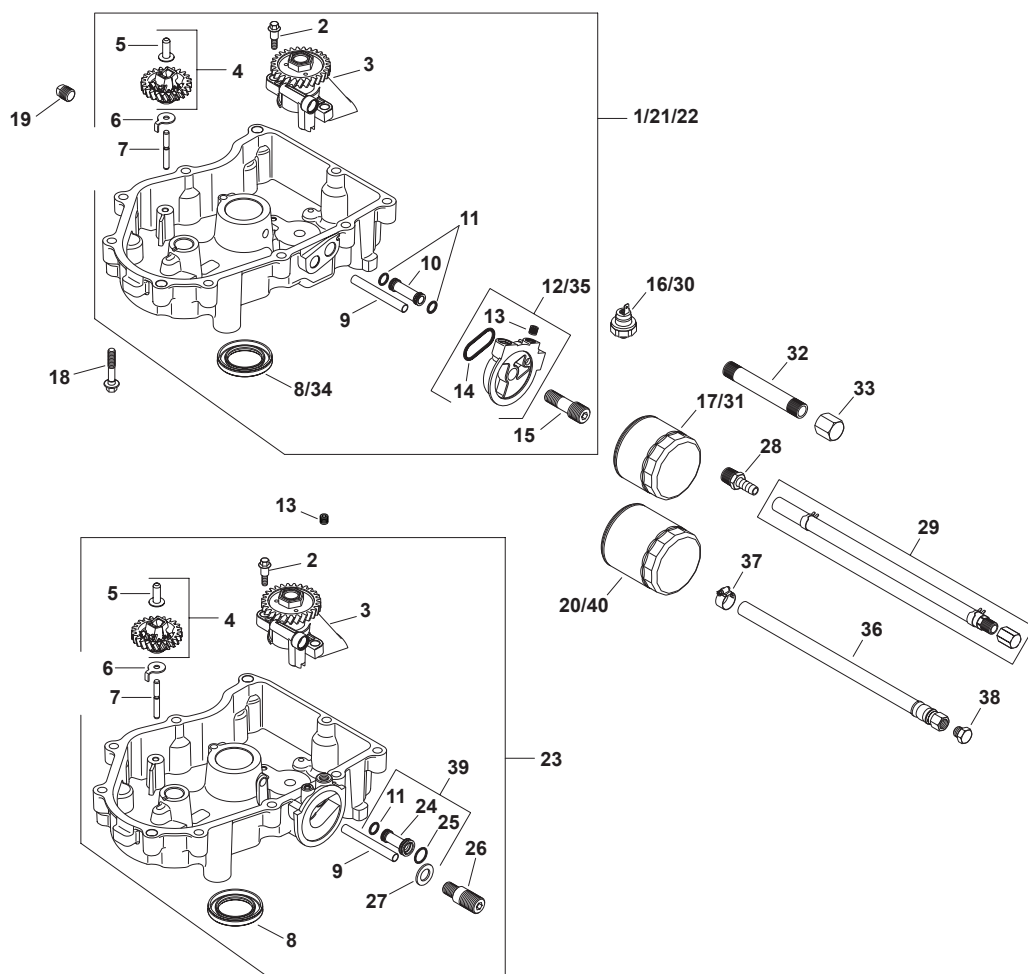


Kohler SV720-0042 Head/Valve/Breather

Ref.	Part Number	Description
1	KH-32-096-06-S	Breather Valve Cover Kit (Inc. 2)
2	KH-24-153-30-S	Valve Cover O-Ring
3	KH-M-651030-S	Flg. Screw, M6 X 1.0 X 30
5	KH-12-755-03	Retainer Kit
6	KH-12-173-01	Valve Spring Cap
7	KH-24-089-02	Valve Spring
8	KH-235011-S	Spring Retainer
9	KH-66-032-05-S	Valve Stem Seal
10	KH-24-017-01	Intake Valve (Std)
11	KH-24-016-01	Exhaust Valve (Std)
12	KH-32-326-06-S	Kit, Breather Hose Kit (Inc. 13)
13	KH-25-237-14-S	Hose Clamp, ½
14	KH-32-081-02-S	Breather Housing Kit (Inc. 15, 16)
15	KH-M-547050-S	Lock Nut, M 5 X .8
16	KH-32-468-01-S	Sealing Washer
17	KH-32-072-03-S	Breather Cover Stud
18	KH-32-019-02-S	Tappet
20	KH-32-841-01-S	Cylinder Head Gasket Kit (Inc. 26, KH-24-041-49-S And KH-24-153-27-S)
26	KH-12-086-16	Flg. Screw, M 10 X 1.5 X 90
28	KH-24-755-141-S	Breather Valve Cover Kit (Inc. 2 & 3)
29	KH-25-445-01-S	Lifting Strap

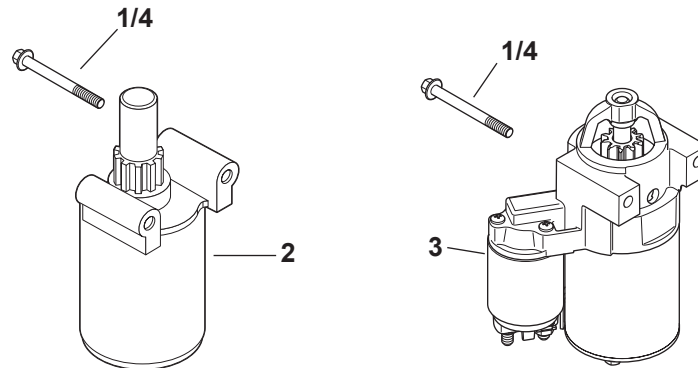
Ref.	Part Number	Description
30	KH-M-645016-S	Flg. Thd. Frm. Screw, M6 X 1.0 X 16
31	KH-32-096-04-S	Breather Cover Kit (Inc. 32)
33	KH-32-050-01-S	Breather Filter
34	KH-32-318-13-S	#1 Cylinder Head Assembly Kit (Inc. Exhaust Mounting Hardware)
35	KH-32-318-14-S	#2 Cylinder Head Assembly Kit (Inc. Exhaust Mounting Hardware)
36	KH-32-146-09-S	Guide Plate
37	KH-32-072-04-S	Rocker Stud
38	KH-32-186-03-S	Rocker Arm
39	KH-32-100-05-S	Hex Nut Assembly (Includes 39)
40	KH-25-086-168-S	Set Screw
41	KH-25-599-01-S	Rocker Arm Pivot
42	KH-32-411-04-S	Push Rod
43	KH-32-326-07-S	Fuel Pump Hose w/ Clamp Kit (Inc. 44)
44	KH-25-237-01-S	Hose Clamp
N/A	KH-32-755-03-S	Cylinder Head Hardware Kit (Services 1 Head, Quantities Listed Are For Both Heads) (Inc. 5-11, 19, 22, 25 & 34)
N/A	KH-24-041-49-S	Exhaust Gasket
N/A	KH-24-153-27-S	Intake Port O-Ring

Kohler SV720-0042 Oil Pan/Lubrication



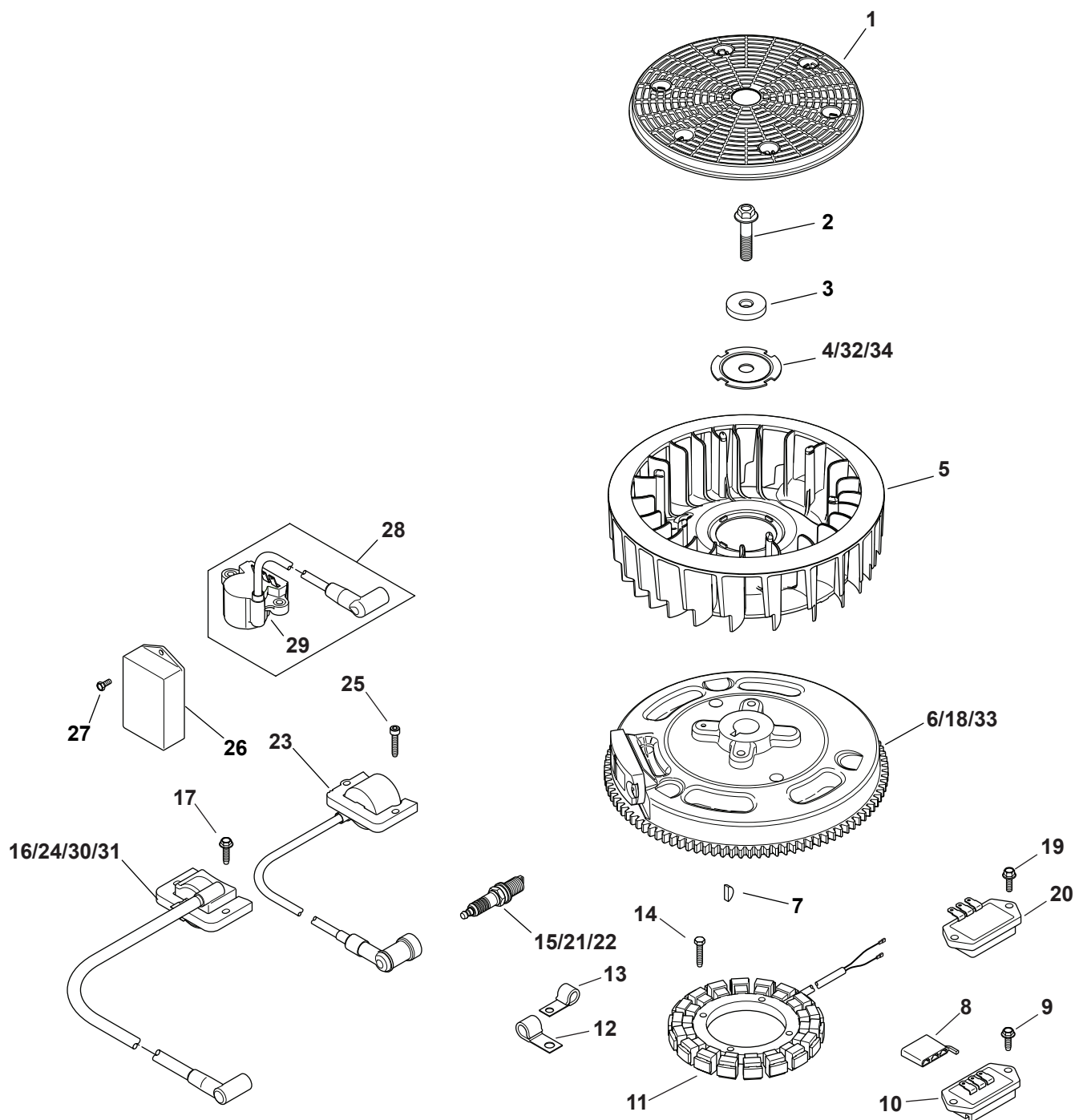
Ref.	Part Number	Description
2	KH-32-086-01-S	Shd. Thd. Frm. Screw, M6 X .0 X 6.5
3	KH-32-393-10-S	Oil Pump Assembly
4	KH-24-043-12	Governor Gear w/ Pin Kit (Inc. 5)
5	KH-12-380-01	Governor Regulating Pin
6	KH-24-448-02-S	Locking Tab
7	KH-12-144-02	Governor Gear Shaft
8	KH-25-032-06-S	Oil Seal
9	KH-32-123-01-S	Oil Feed Tube - Filter To Pan
11	KH-24-153-01	Oil Pick-Up O-Ring
16	KH-25-099-27-S	Oil Pressure Switch

Ref.	Part Number	Description
17	KH-12-050-01-S	Oil Filter
18	KH-24-086-17-S	Flg. Screw, M8 x 1.25 x 45
19	KH-25-139-57-S	Sq. Hd. Pipe Plug, 3/8
23	KH-32-199-07-S	Oil Pan Assembly (Inc. 2-9, 11, 24-27)
24	KH-32-123-06-S	Oil Feed Tube
25	KH-32-153-05-S	O-Ring
26	KH-32-136-05-S	Oil Filter Nipple
27	KH-32-468-02-S	Flat Washer
39	KH-32-123-09-S	Oil Feed Tube Assembly (Includes 11, 24, 25)



Ref.	Part Number	Description
2	KH-32-098-01-S	Starter Assembly
4	KH-M-851080-S	Flg. Screw, M8 X 1.25 X 80

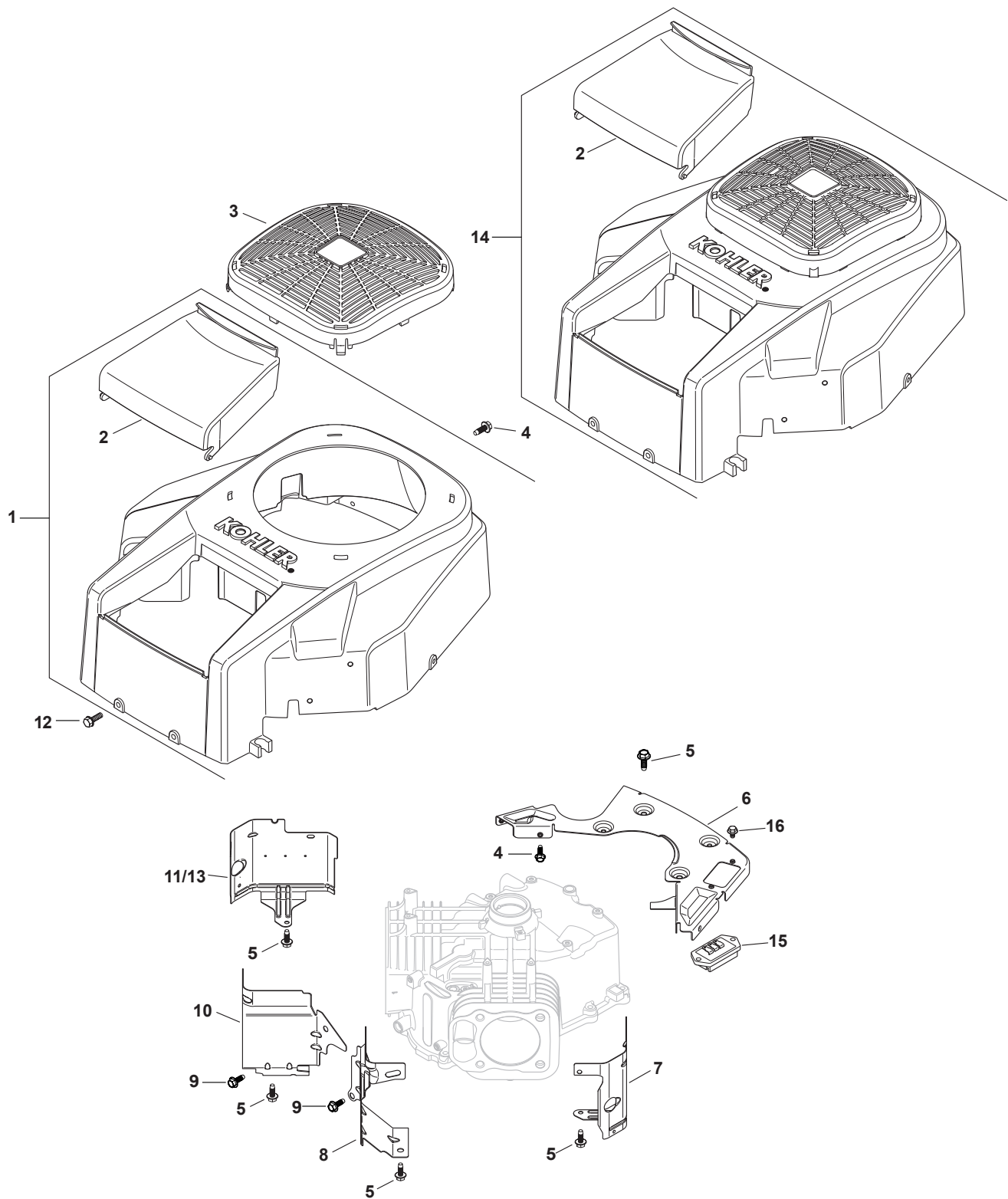
Kohler SV720-0042 Ignition/Electrical



Kohler SV720-0042 Ignition/Electrical

Ref.	Part Number	Description
1	KH-32-162-03-S	Grass Screen
2	KH-12-086-14	Flg. Screw, M 10 X 1.5 X 45
3	KH-12-468-03	Flat Washer, $1\frac{3}{32}$
4	KH-20-146-05-S	Fan Mounting Plate
5	KH-32-157-01-S	15 Amp Stator Kit (Inc. KH-25-452-01-S)
6	KH-32-025-16-S	Flywheel Assembly
7	KH-X-42-15	Key, $\frac{3}{16}$ X $\frac{5}{8}$
8	KH-25-155-41-S	Connector
11	KH-237878	15 Amp Stator Kit
14	KH-M-548025-S	Thd. Frm. Screw, M5 X 0.8 X 25
16	KH-24-584-45-S	Module Ignition Kit
17	KH-M-545020-S	Flg. Thd. Frm. Screw, M5 X .8 X 20
22	769-3336	Spark Plug
N/A	KH-25-454-03-S	Wire Tie
N/A	KH-32-176-24-S	Wiring Harness
N/A	KH-25-454-05-S	Tie
N/A	KH-25-452-01-S	Terminal

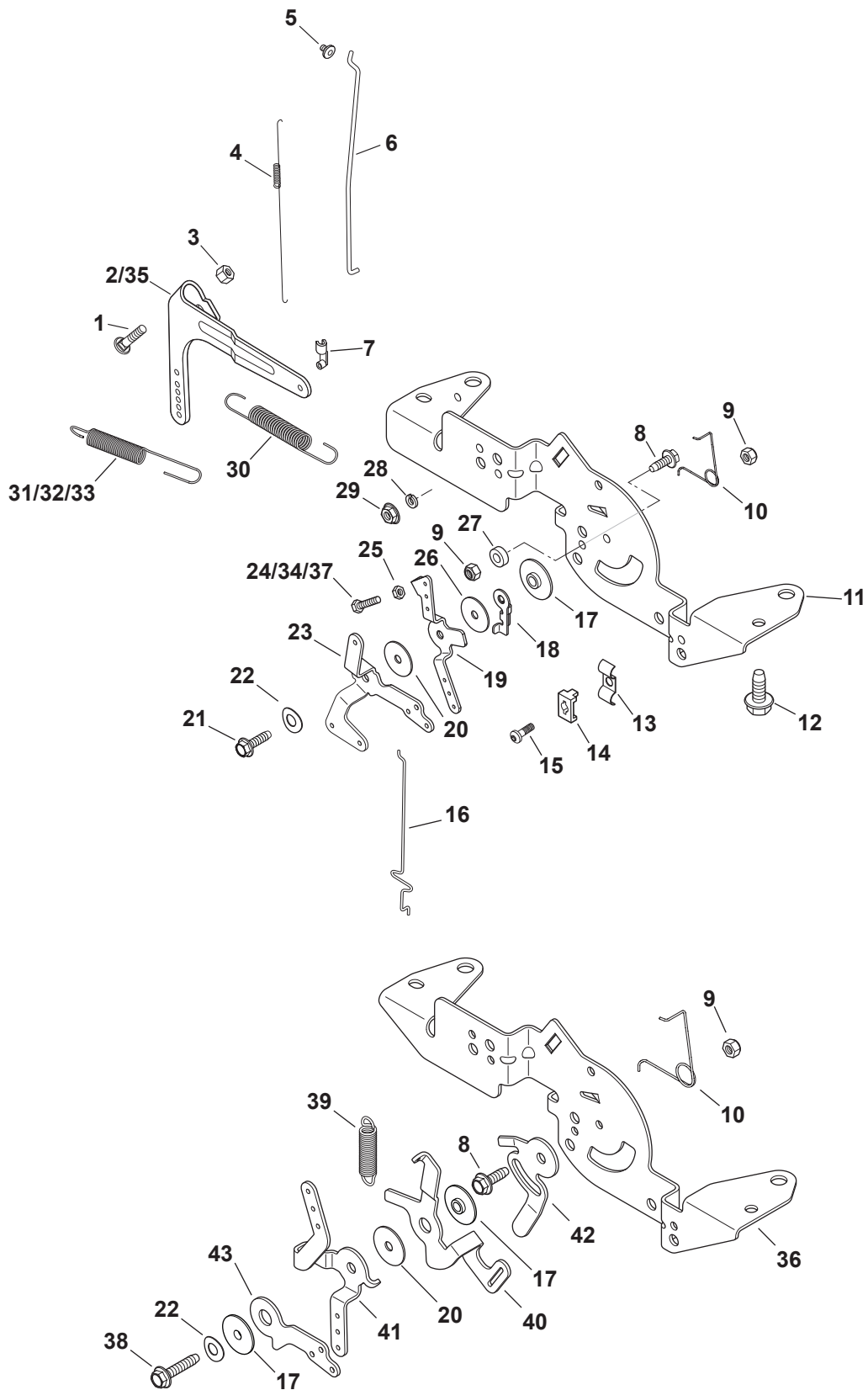
Kohler SV720-0042 Blower Housing & Baffles



Kohler SV720-0042 Blower Housing & Baffles

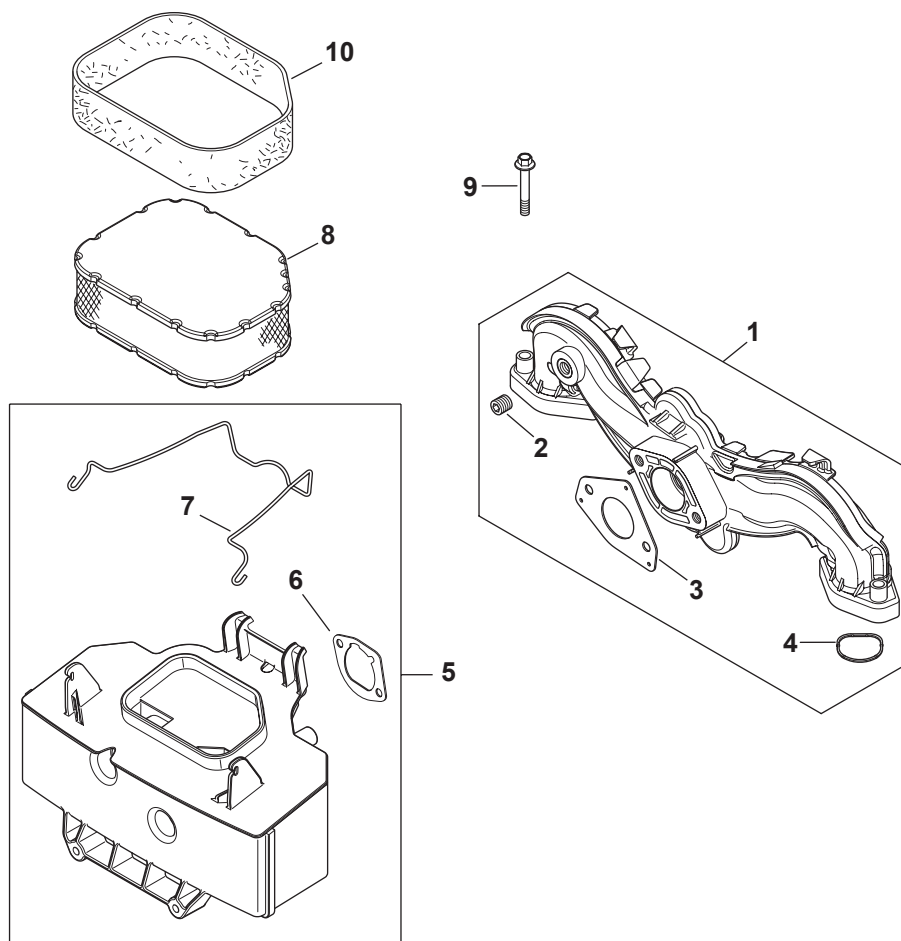
Ref.	Part Number	Description
1	KH-32-027-03-S	Housing Blower Kit (Inc. 2 & KH-41-037-10-S)
2	KH-32-096-08-S	Air Cleaner Cover
4	KH-M-545016-S	Flg. Thd. Frm. Screw, M5 X 0.8 X 16
5	KH-M-645016-S	Flg. Thd. Frm. Screw, M6 X 1.0 X 16
6	KH-32-146-05-S	Backing Plate Kit
7	KH-32-063-12-S	Cyl. Barrel Baffle - #2 Side
8	KH-32-063-02-S	Valley Baffle - #2 Side
9	KH-M-545010	Flg. Thd. Frm. Screw, M5 X .8 X 10
10	KH-32-063-03-S	Valley Baffle - #1 Side
11	KH-32-063-10-S	Cyl. Barrel Baffle - #1 Side
12	KH-24-086-12	Tap Screw, M6 X 1.7 X 18
15	KH-41-403-10-S	Regulator/Rectifier
16	KH-25-086-158-S	Flg. Thd. Frm. Screw, M6 X 1.0 X 10
N/A	KH-41-037-10-S	Service Nameplate

Kohler SV720-0042 Engine Controls

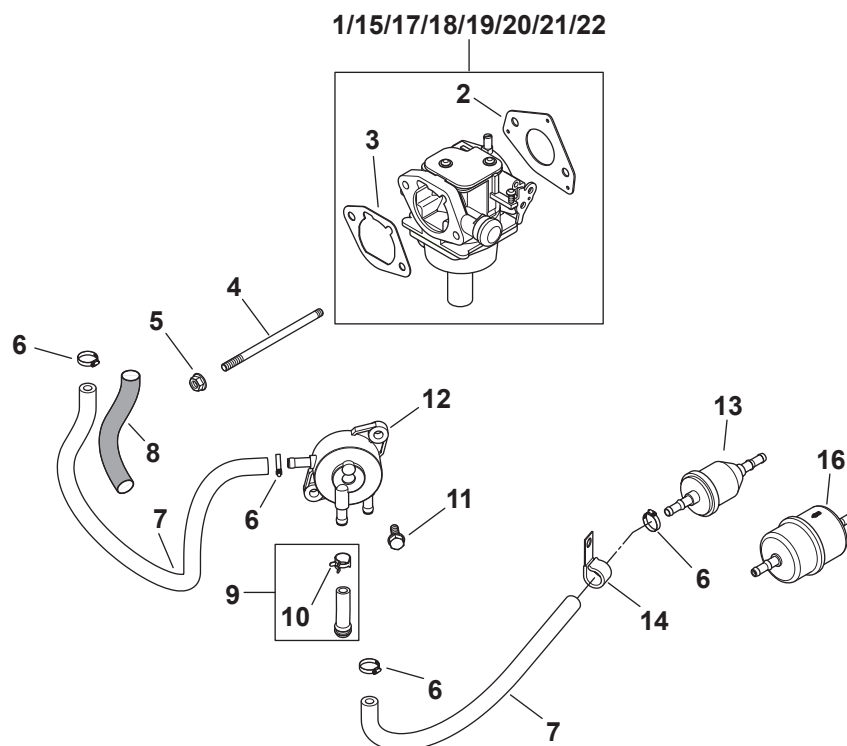


Ref.	Part-Number	Description
1	KH-24-211-03-S	Rd. Hd. Sq. Neck Bolt, M6 x 1.0 x 25
3	KH-M-641060-S	Flg. Nut, M6 x 1.0
4	KH-24-089-01-S	Linkage Spring
5	KH-25-158-08-S	Linkage Retaining Bushing
6	KH-24-079-04-S	Throttle Linkage
7	KH-25-158-11-S	Throttle Linkage Bushing
12	KH-M-645016-S	Flg. Thd. Frm. Screw, M6 x 1.0 x 16
13	KH-47-237-02-S	Dual Conduit Clamp
15	KH-24-086-43-S	Lbd. Thd. Frm. Screw, M5 x 0.8 x 16
16	KH-24-079-22-S	Choke Linkage
30	KH-24-089-55-S	Governor Spring
33	KH-24-089-18-S	Governor Spring
35	KH-24-090-51-S	Governor Lever

Kohler SV720-0042 Air Intake/Filtration



Ref.	Part Number	Description
1	KH-24-164-91-S	Intake Manifold Kit (Inc. 2-4)
5	KH-32-094-04-S	Air Cleaner Base Kit (Inc. 5 & 6)
6	KH-24-041-14-S	Air Cleaner Base Gasket
7	KH-32-344-02-S	Air Cleaner Element Latch
8	KH-32-083-03-S	Air Filter Element
9	KH-M-651040-S	Flg. Screw, M6 X 1.0 X 40

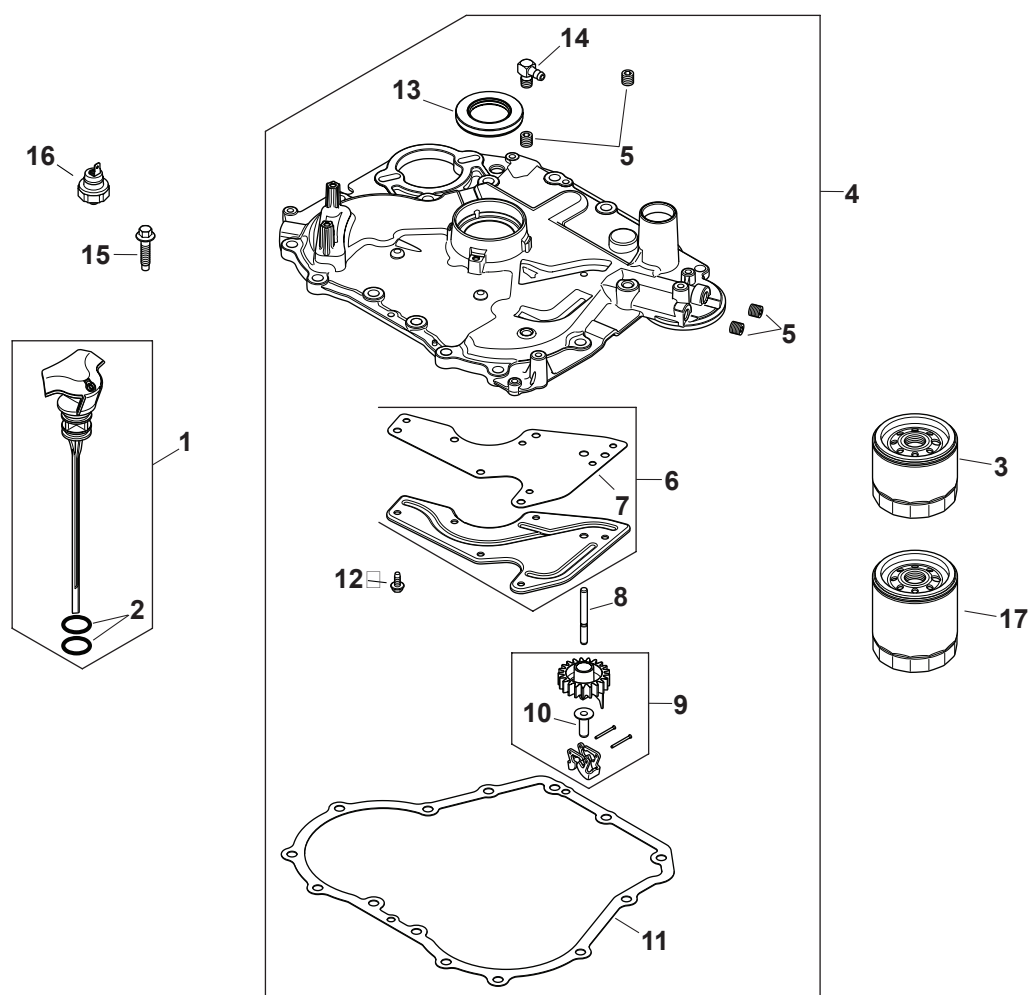


Ref.	Part-Number	Description
2	KH-24-041-52-S	Carburetor Gasket
3	KH-24-041-14-S	Air Cleaner Base Gasket
4	KH-M-629105-S	Stud, M6 X 1.0 X 106
5	KH-M-641060-S	Flg. Nut, M6 X 1.0
6	KH-25-237-14-S	Hose Clamp, ½
7	KH-25-111-34-S	Fuel Line
11	KH-24-086-12-S	Tap Screw, M6 X 1.7 X 18
12	KH-24-393-16-S	Fuel Pump
13	KH-25-050-22-S	Fuel Filter

Ref.	Part-Number	Description
14	KH-47-154-01-S	Cable Clip
15	KH-32-853-11-S	Carburetor Kit, 19mm KEIHIN (Inc. 2 & 3)
N/A	KH-24-757-36-S	Choke Repair Service Kit (Inc. 2 & 3)
N/A	KH-24-757-38-S	Gasket Repair Service Kit (Inc. 2 & 3)
N/A	KH-24-757-44-S	Float Kit (Inc. 2 & 3)
N/A	KH-24-757-45-S	Solenoid Valve Repair Kit (Inc. 2 & 3)
N/A	KH-24-757-46-S	Repair Overhaul Kit (Inc. 2 & 3)

Kohler SV720-0042 Miscellaneous

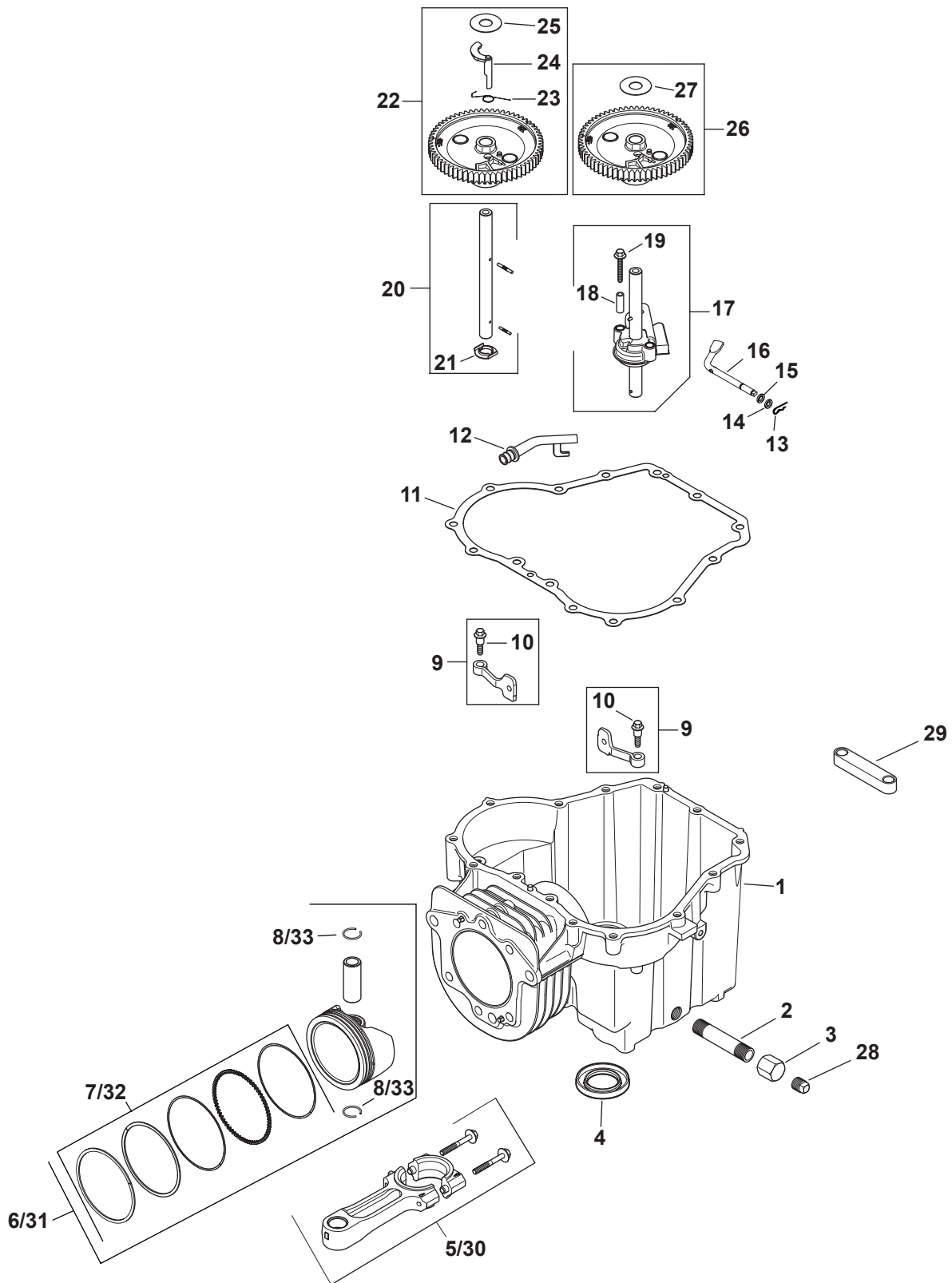
Ref.	Part Number	Description
N/A	Decals	
—	KH-25-113-39-S	Clear Laminate Decal
—	KH-32-113-60-S	Fill Check Decal
—	KH-32-113-07-S	Decal, 23 HP
N/A	KH-32-522-03	SV710-740 Shortblock
N/A	KH-32-755-01-S	Gasket Set



Ref.	Part Number	Description
1	KH-20-040-06-S	Dipstick Assembly - Std. Yellow (Includes 2)
2	KH-20-153-01-S	O-Ring
3	KH-12-050-01-S	Oil Filter
4	KH-20-009-30-S	Closure Plate Assembly (Includes 5-14)
5	KH-25-139-60-S	Ctsk. Pipe Plug, 1/8
6	KH-20-096-02-S	Oil Passage Cover Kit (Includes 7)
7	KH-20-041-02-S	Oil Passage Gasket

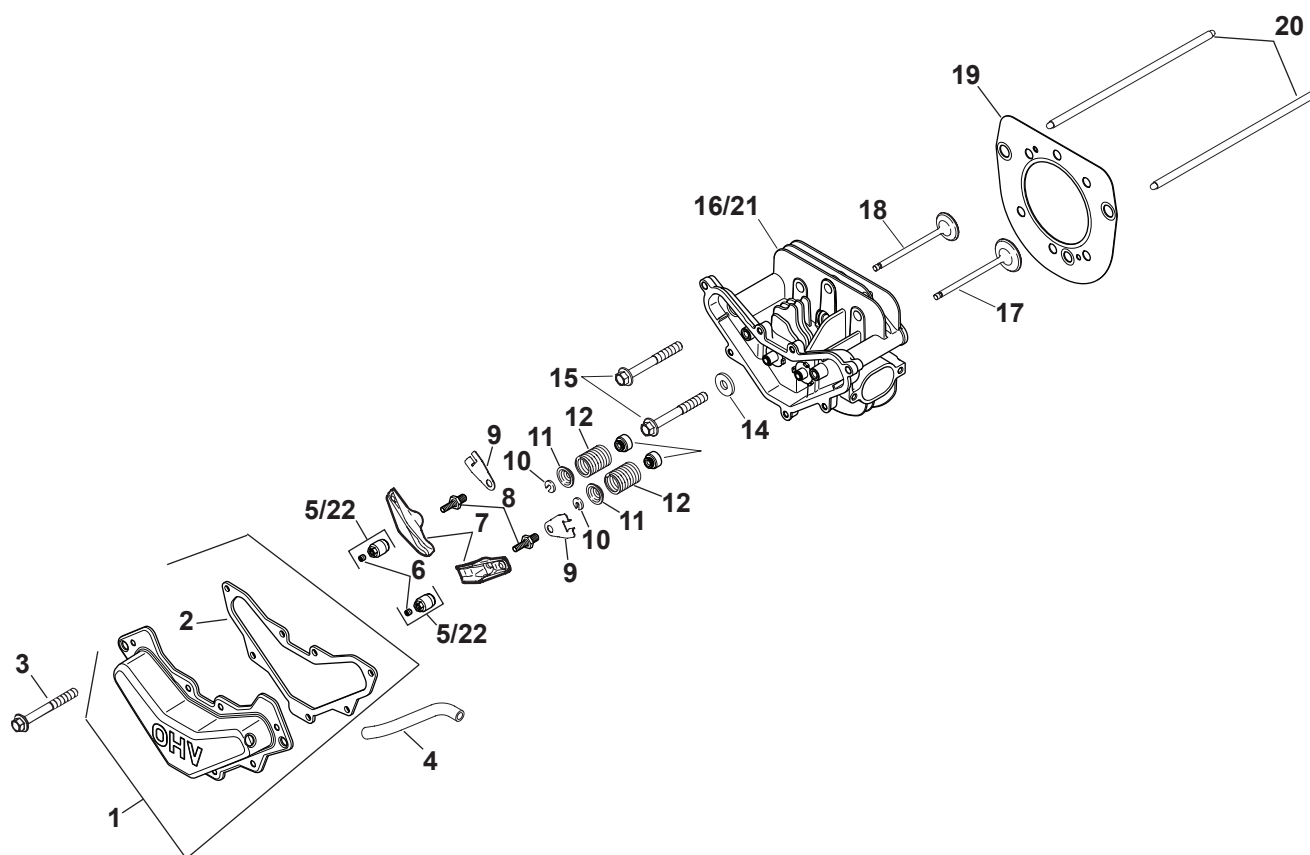
Ref.	Part Number	Description
8	KH-20-144-03-S	Governor Cross Shaft
9	KH-25-310-07-S	Governor Gear Assembly
10	KH-12-380-01-S	Governor Regulating Pin
11	KH-20-041-01-S	Closure Plate Gasket
12	KH-M-545013-S	Flg. Thd. Frm. Screw, M5 X 0.8 X 13
13	KH-20-032-01-S	Oil Seal
14	KH-25-155-02-S	90° Hose Connector
15	KH-25-086-127-S	Hex Flange Screw, 1/2
16	KH-25-099-27-S	Oil Pressure Switch

Kohler SV590-0013 Crankcase



Ref.	Part Number	Description
4	KH-20-032-01-S	Oil Seal
9	KH-20-090-01-S	Cam Lever Assembly Kit
10	KH-20-086-06-S	Shd. Thd. Frm. Screw, M6 x 1 x 26
12	KH-20-123-02-S	Drainback Tube
13	KH-12-154-05-S	Hitch Pin Clip
14	KH-M-631015-S	Flat Washer, 6mm
15	KH-X-25-102-S	Flat Washer, ¼
16	KH-20-144-02-S	Governor Cross Shaft
17	KH-20-393-02-S	Oil Pump Assembly Kit
18	KH-20-112-02-S	Oil Pump Screw Spacer
19	KH-20-086-13-S	Oil Pump Screw
20	KH-20-144-11-S	Cam Center Shaft Kit (Exhaust)
21	KH-20-468-08-S	Thrust Washer
22	KH-20-010-04-S	Camshaft Assembly Kit
23	KH-20-089-06-S	ACR Spring
24	KH-20-044-23-S	ACR Weight
27	KH-20-468-03-S	ACR Thrust Washer
28	KH-25-139-57-S	Sq. Hd. Pipe Plug, ¾
29	KH-20-186-02-S	Balance Weight Linkage
30	KH-20-067-06-S	Connecting Rod
33	KH-20-018-04-S	Piston Pin Retainer
34	KH-20-874-01-S	Piston w/ Ring Set Kit (94mm)
35	KH-20-108-01-S	Ring Set (94 Mm)
N/A	KH-20-380-16-S	Guide Pin Kit, (Inc. Shoulder Screw, Guide Pins & TT-5196)

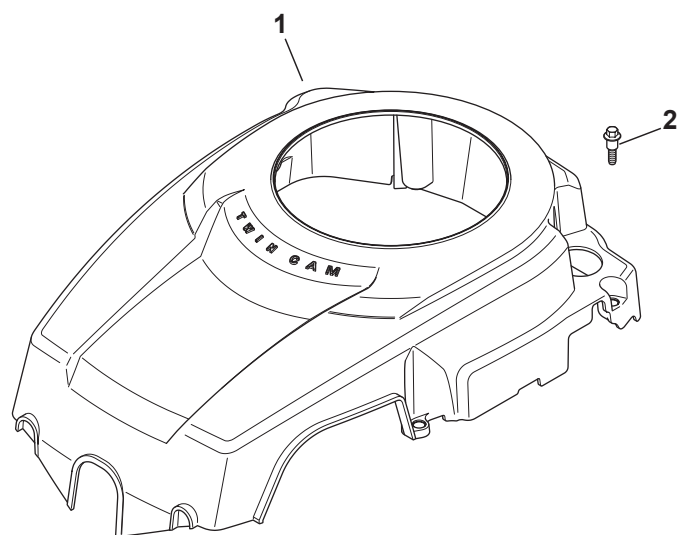
Kohler SV590-0013 Head/Valve/Breather



Ref.	Part Number	Description
1	KH-20-096-07-S	Valve Cover Kit (Inc. 2)
2	KH-20-041-13-S	Valve Cover Gasket
3	KH-M-645020-S	Flg. Thd. Frm. Screw, M6 x 1.0 x 20
4	KH-20-326-20-S	Breather Hose
5	KH-20-599-04-S	Rocker Pivot Assembly
6	KH-20-086-04-S	Set Screw
7	KH-20-186-01-S	Rocker Arm
8	KH-20-072-08-S	Rocker Stud
9	KH-20-146-03-S	Push Rod Guide Plate
10	KH-20-062-01-S	Retainer Lock
11	KH-20-173-01-S	Valve Spring Cap
12	KH-20-089-03-S	Valve Spring
13	KH-28-032-01-S	Valve Stem Seal
14	KH-12-468-05-S	Flat Washer, 13/32

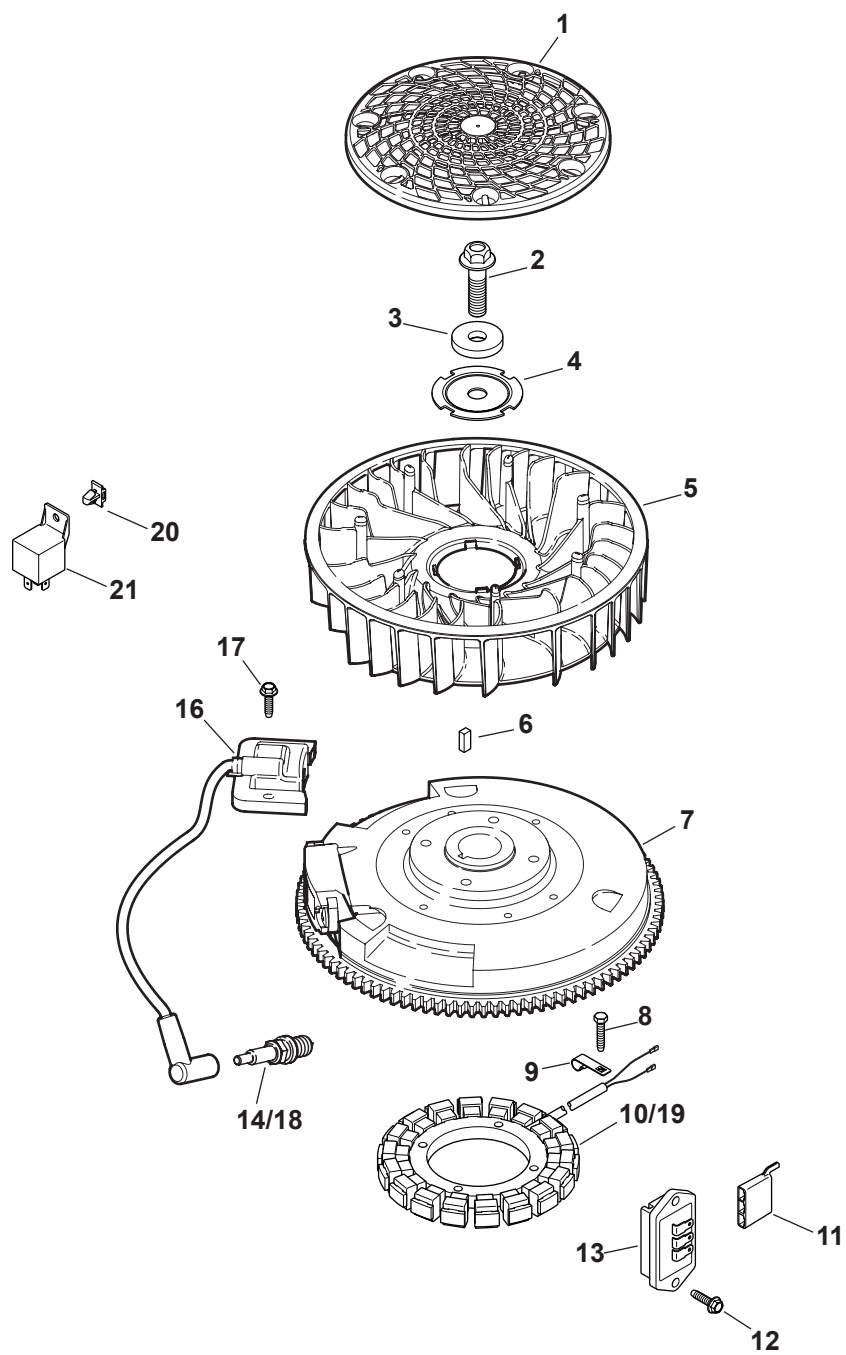
Ref.	Part Number	Description
15	KH-20-086-02-S	Flg. Screw, M10 x 1.5 x 80
16	KH-20-318-07-S	Cylinder Assembly Head
17	KH-20-016-01-S	Exhaust Valve
18	KH-20-017-01-S	Intake Valve
19	KH-20-841-01-S	Cylinder Head Gasket Kit (Inc. 2, 13, 14, 23-29)
20	KH-20-411-04-S	Push Rod
23	KH-12-041-01-S	Carburetor Gasket *
24	KH-12-041-02-S	Air Cleaner Base Gasket *
25	KH-20-041-12-S	Exhaust Gasket *
26	KH-20-041-18-S	Heat Deflector Gasket *
27	KH-20-041-17-S	Heat Deflector Gasket *
28	KH-25-086-87-S	Hex Socket Head Cap Screw *
29	KH-X-21-1-S	Spring Lock Washer, 5/16 *

* -- Not Illustrated



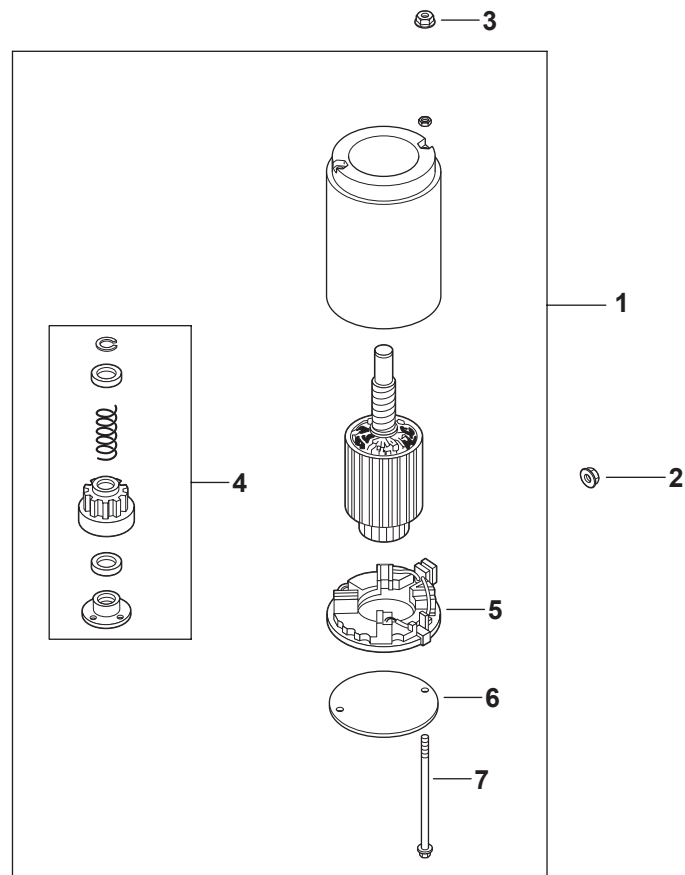
Ref.	Part Number	Description
1	KH-20-027-07-S	Blower Housing Kit (Inc. 3)
2	KH-20-086-06-S	Shd. Thd. Frm. Screw, M6 X 1 X 26
3	KH-41-037-10-S	Service Nameplate (Not Shown)

Kohler SV590-0013 Ignition/Electrical

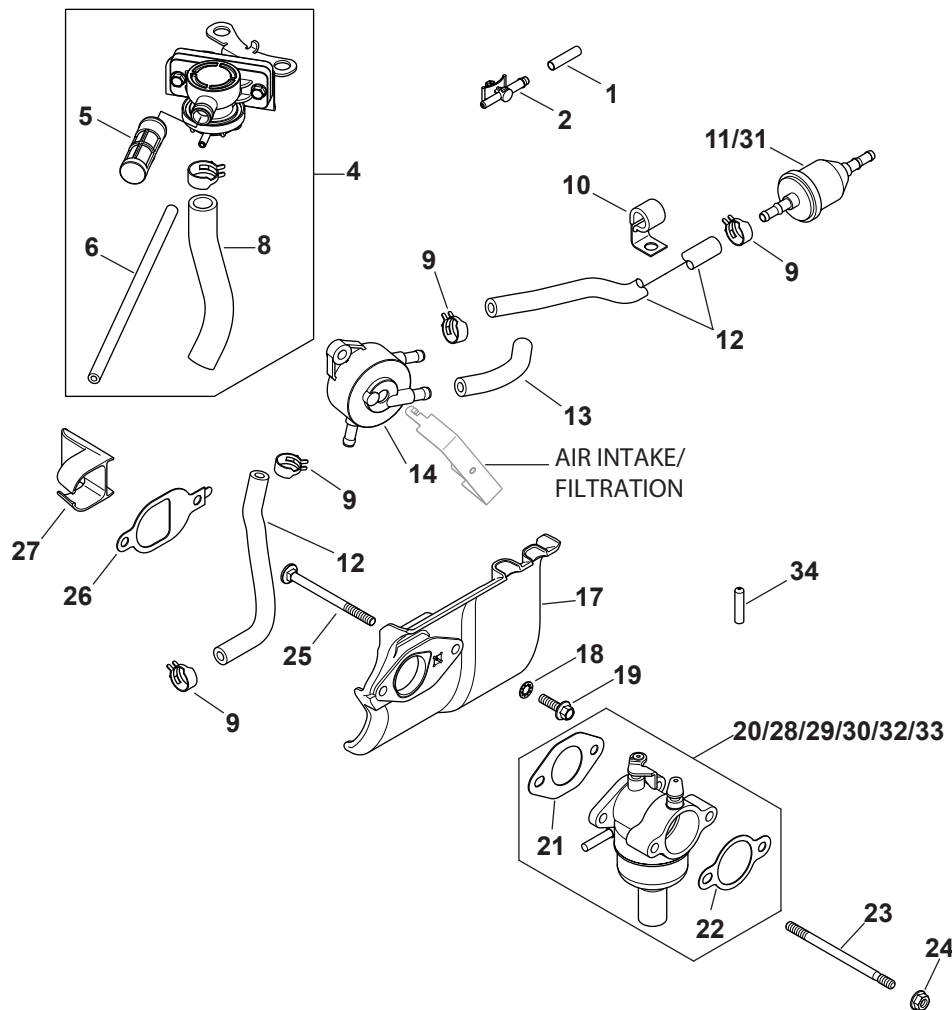


Ref.	Part Number	Description
1	KH-20-162-02-S	Grass Screen
2	KH-25-086-125-S	Hex Flange Screw
3	KH-25-468-09-S	Flat Washer
4	KH-20-146-05-S	Fan Mounting Plate
5	KH-20-157-01-S	Fan
6	KH-25-340-02-S	Straight Flywheel Key
7	KH-20-025-40-S	Flywheel
8	KH-M-548025-S	Thd. Frm. Screw, M5 X 0.8 X 25
9	KH-20-154-04-S	Wire Clip
10	KH-237878	15 Amp Stator Kit (Inc. KH-25-452-01-S)
11	KH-25-155-41-S	Connector
12	KH-M-545020-S	Flg. Thd. Frm. Screw, M5 X .8 X 20
13	KH-41-403-10-S	Regulator/Rectifier
16	KH-20-584-03-S	Ignition Module (CDI Fixed)
18	759-3336	Spark Plug
—	KH-20-176-16-S	Wiring Harness
—	KH-25-454-05-S	Tie

Kohler SV590-0013 Starting System



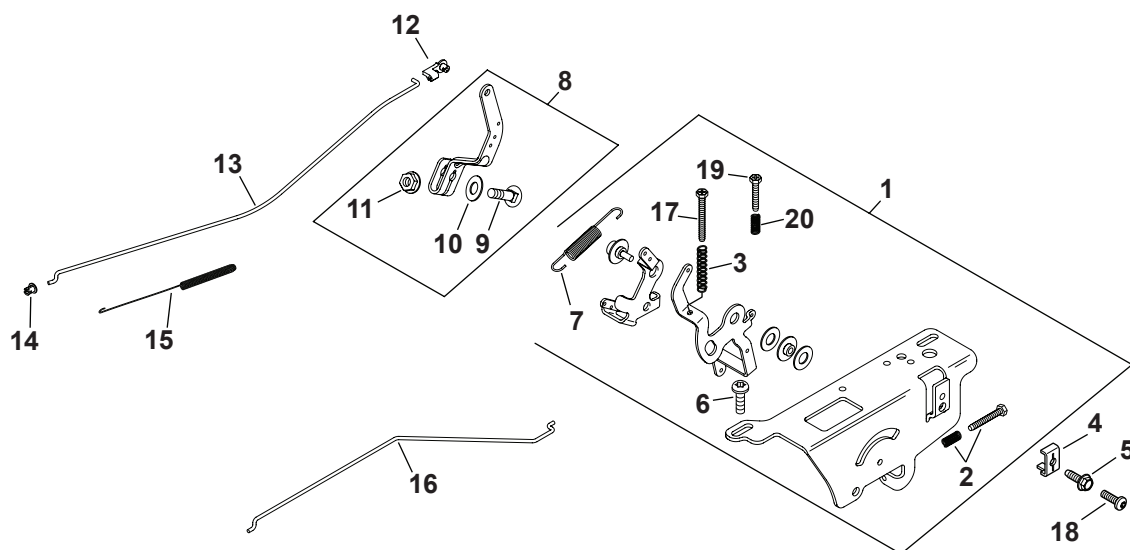
Ref.	Part Number	Description
1	KH-20-098-05-S	Starter Assembly (Inc. 4-7)
3	KH-25-100-31-S	Free Spinning Flg. Nut, #10-24
4	KH-20-755-12-S	Drive Kit (J.E.)
5	KH-12-221-02-S	Brush Kit
6	KH-20-227-01-S	Drive End Cap (J.E.)
7	KH-20-211-02-S	Thru Bolt



Ref.	Part-Number	Description
9	KH-25-237-14-S	Hose Clamp, ½
12	KH-25-111-34-S	Fuel Line
17	KH-20-265-09-S	Heat Deflector Kit
18	KH-X-22-11-S	Int. Tooth Lock Washer, ¼
19	KH-M-651020-S	Flg. Screw, M6 x 1.0 x 20
21	KH-12-041-01-S	Carburetor Gasket
22	KH-12-041-02-S	Air Cleaner Base Gasket
23	KH-20-072-05-S	Stud, M6 x 1.0 x 100
24	KH-M-641060-S	Flg. Nut, M6 x 1.0
25	KH-20-072-07-S	Carburetor Stud
26	KH-20-041-18-S	Heat Deflector Gasket

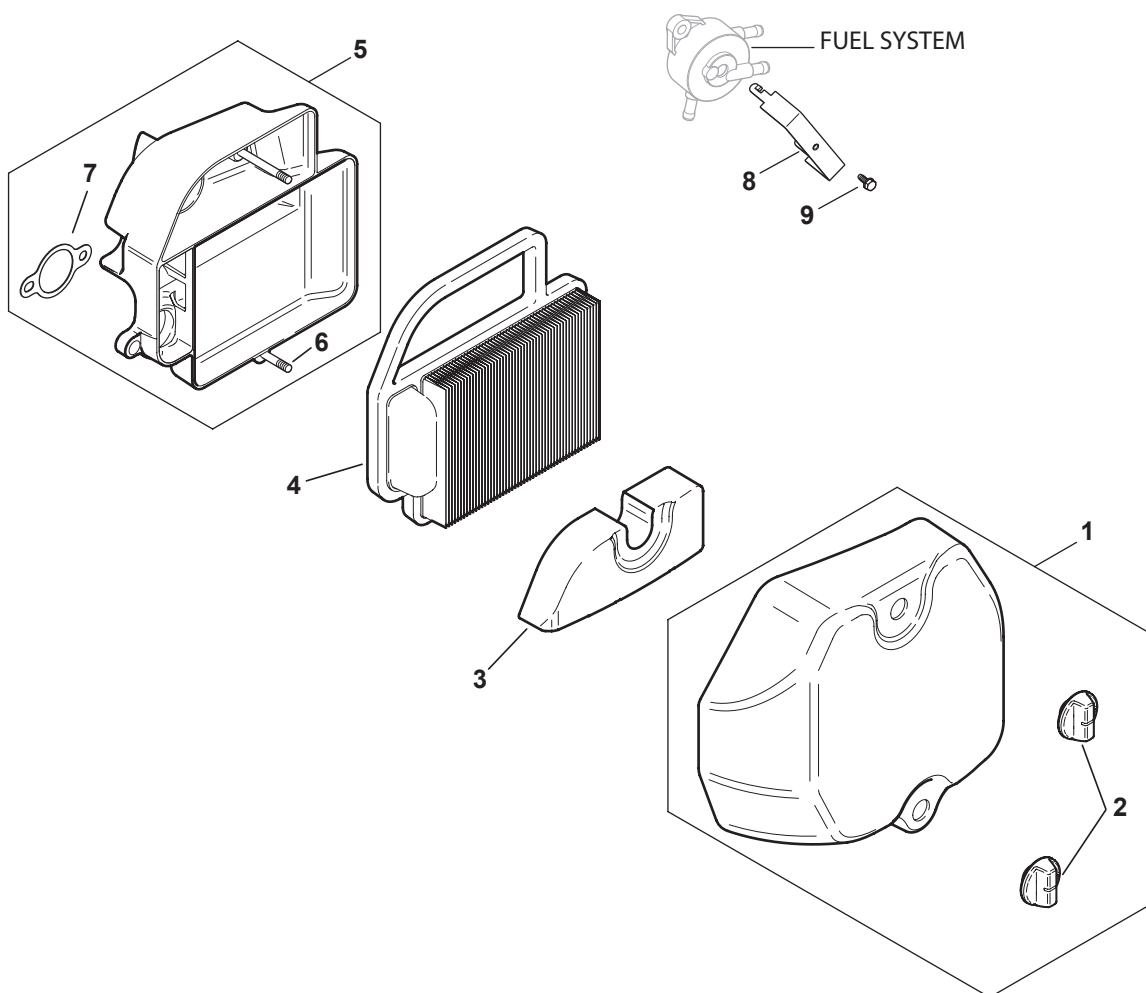
Ref.	Part-Number	Description
29	KH-20-853-33-S	Carburetor Kit (Inc. 21 & 22)
31	KH-25-050-21-S	Fuel Filter
—	KH-25-454-05-S	Tie
—	KH-12-755-109-S	High Altitude Kit
—	KH-12-755-110-S	Choke Repair Kit
—	KH-12-757-02-S	Float Repair Kit
—	KH-12-757-03-S	Carburetor Repair Kit
—	KH-12-757-33-S	Solenoid Repair Kit
—	KH-12-757-37-S	Bowl Replacement Repair Kit
—	KH-20-755-07-S	High Altitude Kit

Kohler SV590-0013 Engine Controls



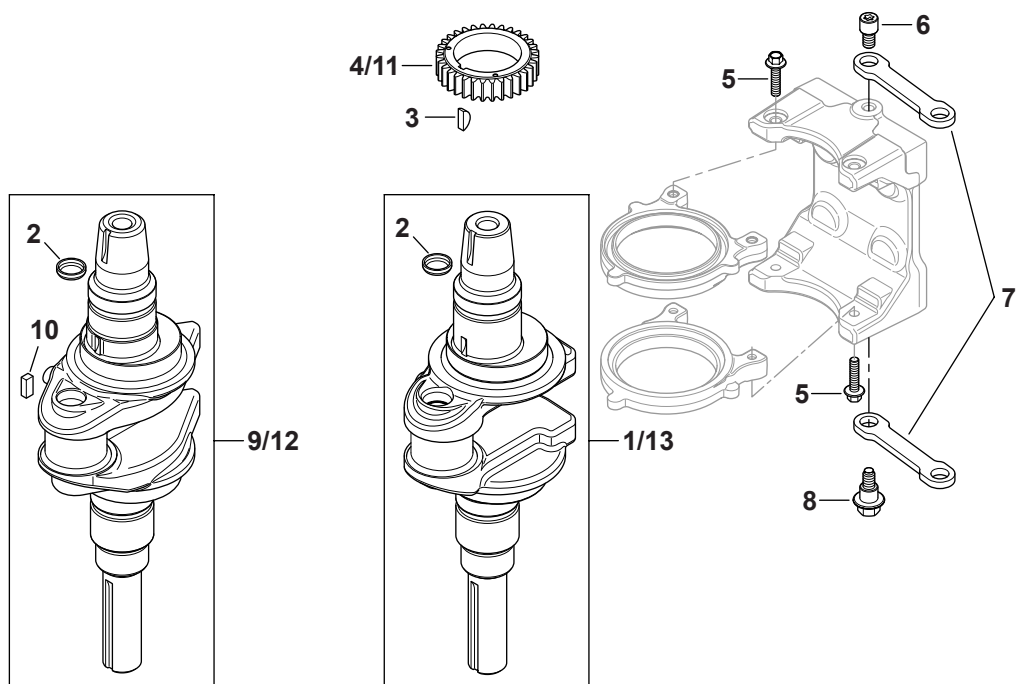
Ref.	Part-Number	Description
1	KH-20-536-06-S	Speed Control Assembly Kit (Inc. 2, 3, 6, 7, 17, 19, 20)
2	KH-25-086-297-S	Idle Adj. Screw & Spring Kit
4	KH-12-237-01	Cable Clamp
5	KH-M-545016-S	Flg. Thd. Frm. Screw, M5 X 0.8 X 16
6	KH-M-664020-S	Lbd. Skt. Screw, M6 X 1.0 X 20
7	KH-20-089-11-S	Governor Spring
8	KH-20-090-11-S	Governor Assembly Lever (Inc. 9-11)
9	KH-52-211-04	Rd. Hd. Sq. Nck. Bolt, 1/4-20 X 1

Ref.	Part-Number	Description
10	KH-X-22-11	Int. Tooth Lock Washer, 1/4
11	KH-12-100-07	Hex Flange Nut, 1/4-20
12	KH-25-158-11	Throttle Linkage Bushing
13	KH-20-079-07-S	Throttle Linkage
14	KH-25-158-08	Linkage Retaining Bushing
15	KH-20-089-10-S	Linkage Spring
16	KH-20-079-05-S	Choke Linkage
19	KH-20-086-10-S	Phl. Thd. Frm. Screw, M4 X 0.7 X 25
20	KH-12-089-11	Speed Control Spring (Short)

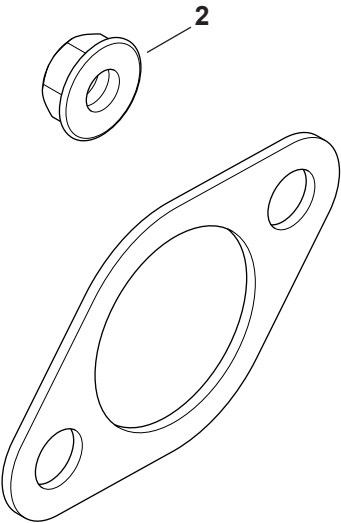


Ref.	Part Number	Description
1	KH-20-096-04-S	Air Cleaner Cover Kit (Inc. 2)
2	KH-25-341-04-S	Cover Knob
4	KH-20-083-02-S	Air Cleaner Element
5	KH-20-094-04-S	Air Cleaner Base Kit (Inc. 6, 7)
6	KH-20-072-04-S	Air Cleaner Base Stud
7	KH-12-041-02	Air Cleaner Base Gasket

Kohler SV590-0013 Crankshaft



Ref.	Part Number	Description
2	KH-25-139-27-S	Cup Plug
3	KH-X-42-15-S	Key, $\frac{3}{16} \times \frac{5}{8}$
9	KH-20-014-24-S	Crankshaft Kit (Inc. 2 & 10)
10	KH-25-340-02-S	Straight Flywheel Key
11	KH-20-043-12-S	Crankshaft Gear



Ref.	Part Number	Description
1	KH-20-041-12-S	Exhaust Gasket
2	KH-12-100-07	Flange Nut
N/A	Decals	
	KH-25-113-39-S	Clear Laminate Decal
	KH-20-113-13-S	19 HP
N/A	KH-20-522-05	SV590/600 Short Block
N/A	KH-20-755-05-S	Gasket Set



To order replacement parts, call a Customer Support Representative at (800) 965-4CUB.
Locate your nearest Cub Cadet dealer at (877) 282-8684
or visit www.cubcadet.com to find the nearest Cub Cadet dealer in your area.

CUB CADET LLC, P.O. BOX 361131 CLEVELAND, OHIO 44136-0019
