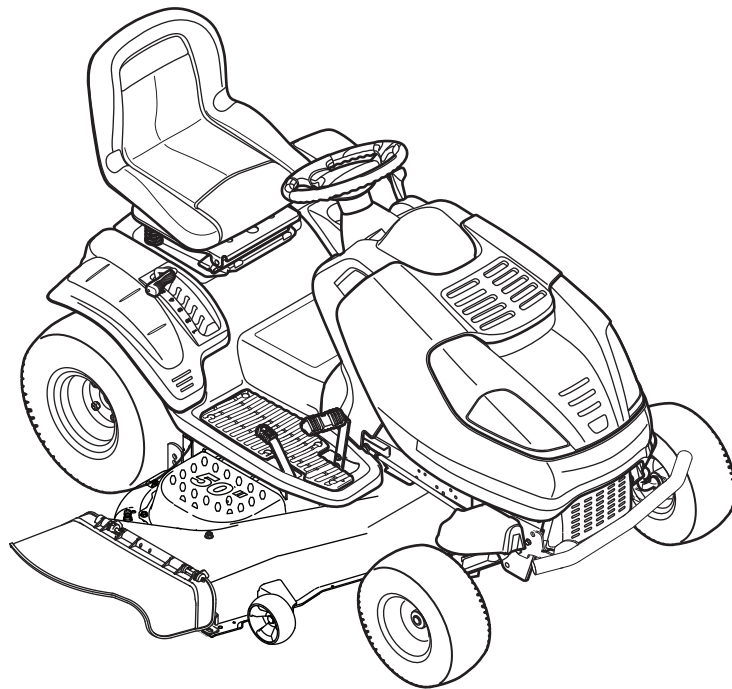


---

# *Cub Cadet*<sup>®</sup>

## ILLUSTRATED PARTS MANUAL



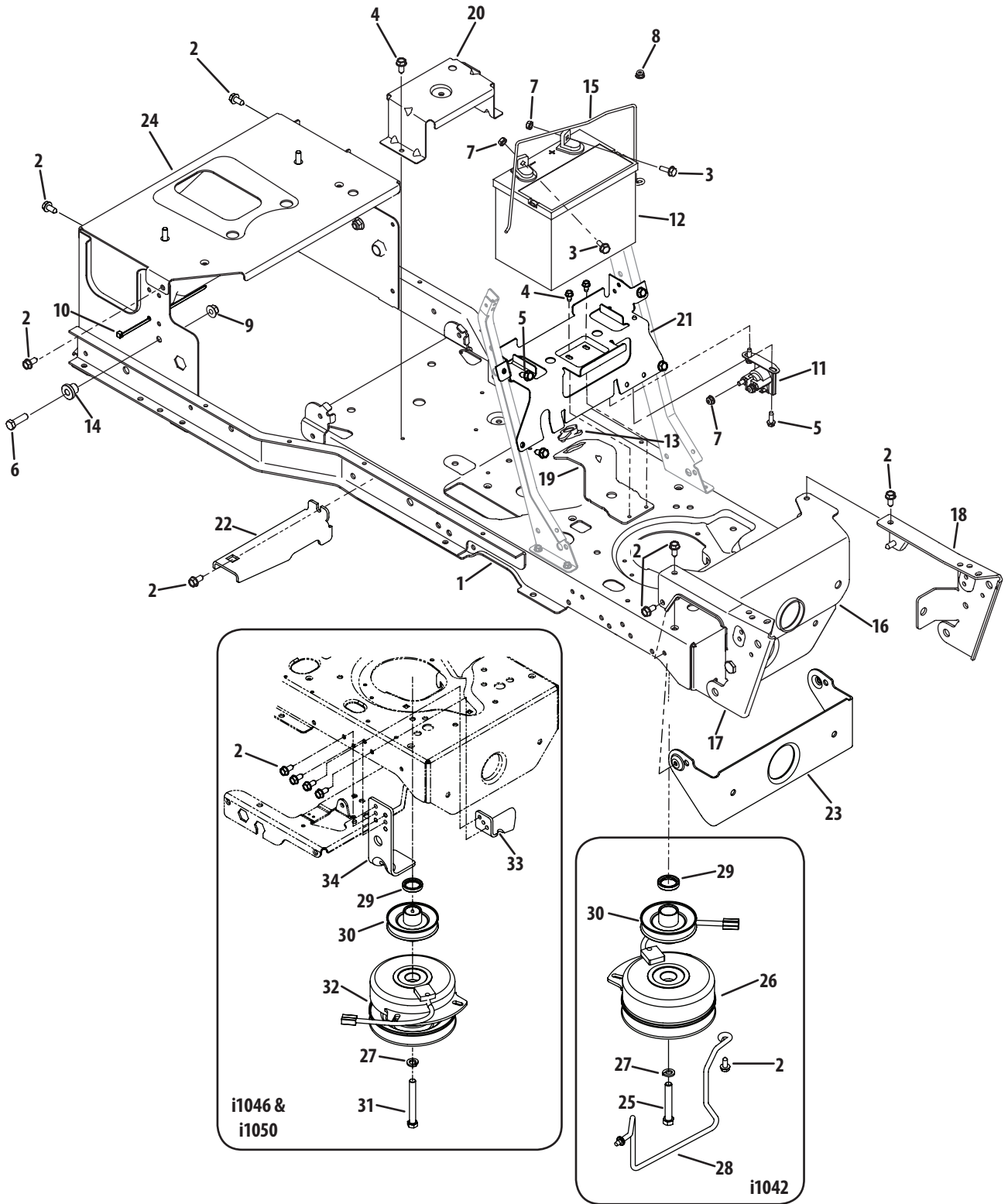
### Zero Turn Riding Mower

---

CUB CADET LLC, P.O. BOX 361131 CLEVELAND, OHIO 44136-0019

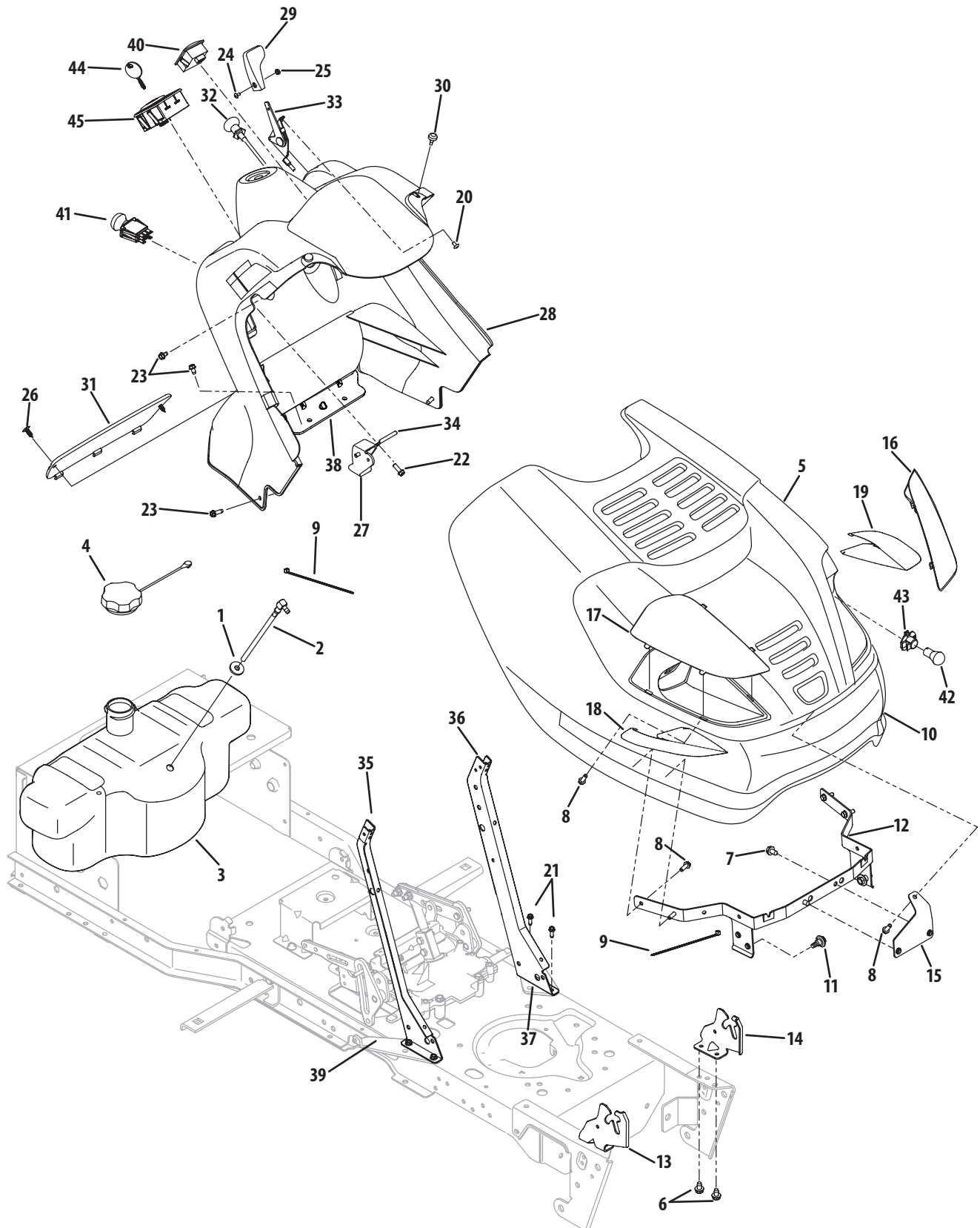
---

# Frame, PTO & Battery



Ref.	Part Number	Description
1	683-04305B-0637	Frame Assembly
2	710-04484	Hex Washer Screw, 5/16-18 x .75
3	710-04666	Hex Flange Screw, 1/4-20 x .75
4	710-0599	Hex Washer Screw, 1/4-20 x .5
5	710-0642	Hex Washer Screw, 1/4-20 x .75
6	710-3005	Hex Cap Screw, 3/8-16 x 1.25
7	712-0271	Sems Nut, 1/4-20
8	712-04064	Hex Flange Lock Nut, 1/4-20
9	712-04065	Hex Flange Lock Nut, 3/8-16
10	725-0157	Cable Tie
11	725-04439	Solenoid
12	925-1707D	Battery
13	731-05659	Steering Shaft Bushing
14	738-04058	Shoulder Spacer, .38 x 1.0 x .7
15	747-04215-0637	Battery Strap
16	783-04806-0637	Pivot Bar Bracket
17	783-04844-0637	RH Pivot Support Bracket
18	783-04845-0637	LH Pivot Support Bracket
19	783-04868-0637	Steering Support Bracket
20	783-04910A-0637	Support Fender Bracket
21	783-05469-0637	Battery Support Bracket
22	783-05617-0637	Running Board Support Bracket
23	783-05760-0637	Pivot Bar Support Bracket
24	783-05850-0637	Seat Frame Plate
25	710-04377	Hex Lock Screw, 7/16-50 x 2.75
26	917-04529	Electric PTO Clutch
27	936-0171	Lock Washer, 7/16
28	747-05056	Belt Keeper Rod
29	750-04763	Spacer, 1.375 x 1.00 x .25
30	756-0978B	Engine Pulley
31	710-04379A	Hex Lock Screw, 7/16-50 x 3.50
32	917-04174A	Electric PTO Clutch
33	783-04419B-0637	Clutch Bracket
34	783-04467-0637	Up Stop Deck Bracket
—	925-04375A	Wire Harness

# Hood, Dash Panel & Fuel Tank

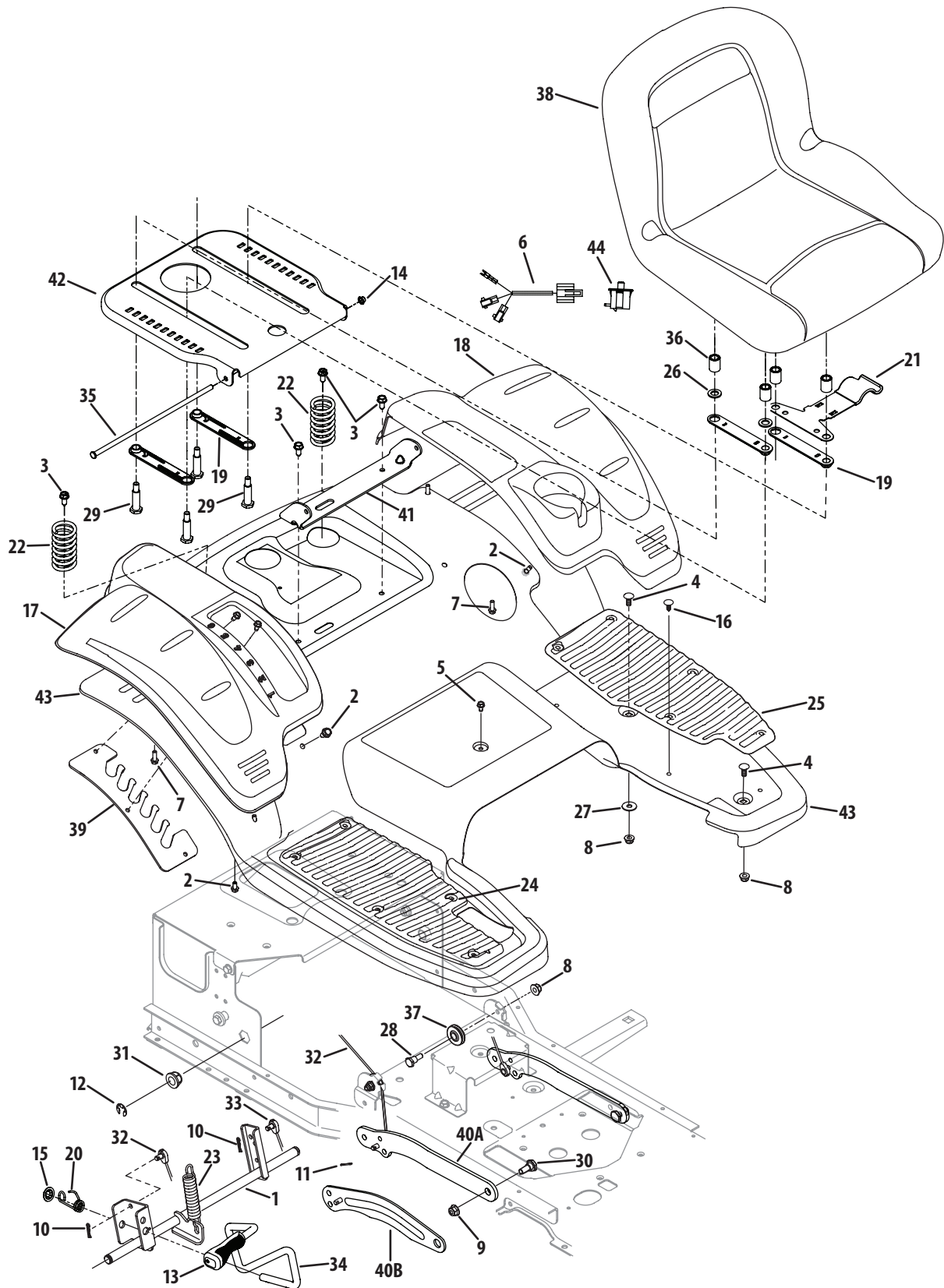


## Hood, Dash Panel & Fuel Tank

Ref.	Part Number	Description
1	935-0149	Fuel Tank Bushing
2	751-10442	Fuel Pick-Up Fitting
3	751-10692	Fuel Tank
4	751-10703A	Fuel Cap
5	731-05162	Hood Plenum
6	710-04484	Hex Washer Screw, 5/16-18 x .750
7	710-0604A	Hex Washer Screw, 5/16-18 x .625
8	710-0895	Hex Washer Screw, 1/4-15 x .750
9	725-0157	Cable Tie, 3/16 x .05 x 7.4
10	731-05434	Hood
11	738-04091A	Shoulder Screw, 5/16-18 x .43 x .29
12	783-04606C-0637	Hood Pivot Bracket
13	783-04840-0637	RH Hood Pivot Bracket
14	783-04841-0637	LH Hood Pivot Bracket
15	783-05162-0637	Hood Support Bracket
16	731-05525	LH Lens
17	731-05526	RH Lens
18	777X42426	RH Lens Label
19	777X42427	LH Lens Label
20	710-0192	Machine Screw, #10-24 x .375
21	710-0642	Hex Washer Screw, 1/4-20 x .750
22	710-0895	Hex Washer Screw, 1/4-15 x .750
23	710-1652	Hex Washer Screw, 1/4-20 x .625
24	710-3217	Machine Screw, #8-32 x .375
25	712-0142	Hex Nut, #8-32

Ref.	Part Number	Description
26	726-3046	Ratchet Clip
27	731-04213	Brake Lever
28	731-05406	Dash
29	931-3161A	Throttle Control Knob
30	735-0271A	Bumper, .62 x .3
31	735-04076	Accessory Net
32	746-04120	Choke Control (50)
—	746-04121	Choke Control (42 & 46)
33	746-1100	Throttle Cable (50)
—	746-1087	Throttle Cable (42 & 46)
34	747-1155	Brake/Cruise Pivot Rod
35	783-04285F-0637	RH Dash Support Plate
36	783-04323F-0637	LH Dash Support Plate
37	783-04798-0637	LH Steering Support Bracket
38	783-04799-0637	Upper Steering Support Bracket
39	783-05140-0637	RH Steering Support Bracket
40	925-04022B	Hour Meter/Service Indicator
41	725-04258	PTO Switch
42	925-0963	Bulb
43	925-1649	Light Socket
44	925-2054A	Key
45	925-04227B	Key Switch Module
NS	720-3025	Plug
NS	725-2003	12v Power Receptacle

# Seat, Fender & Deck Lift

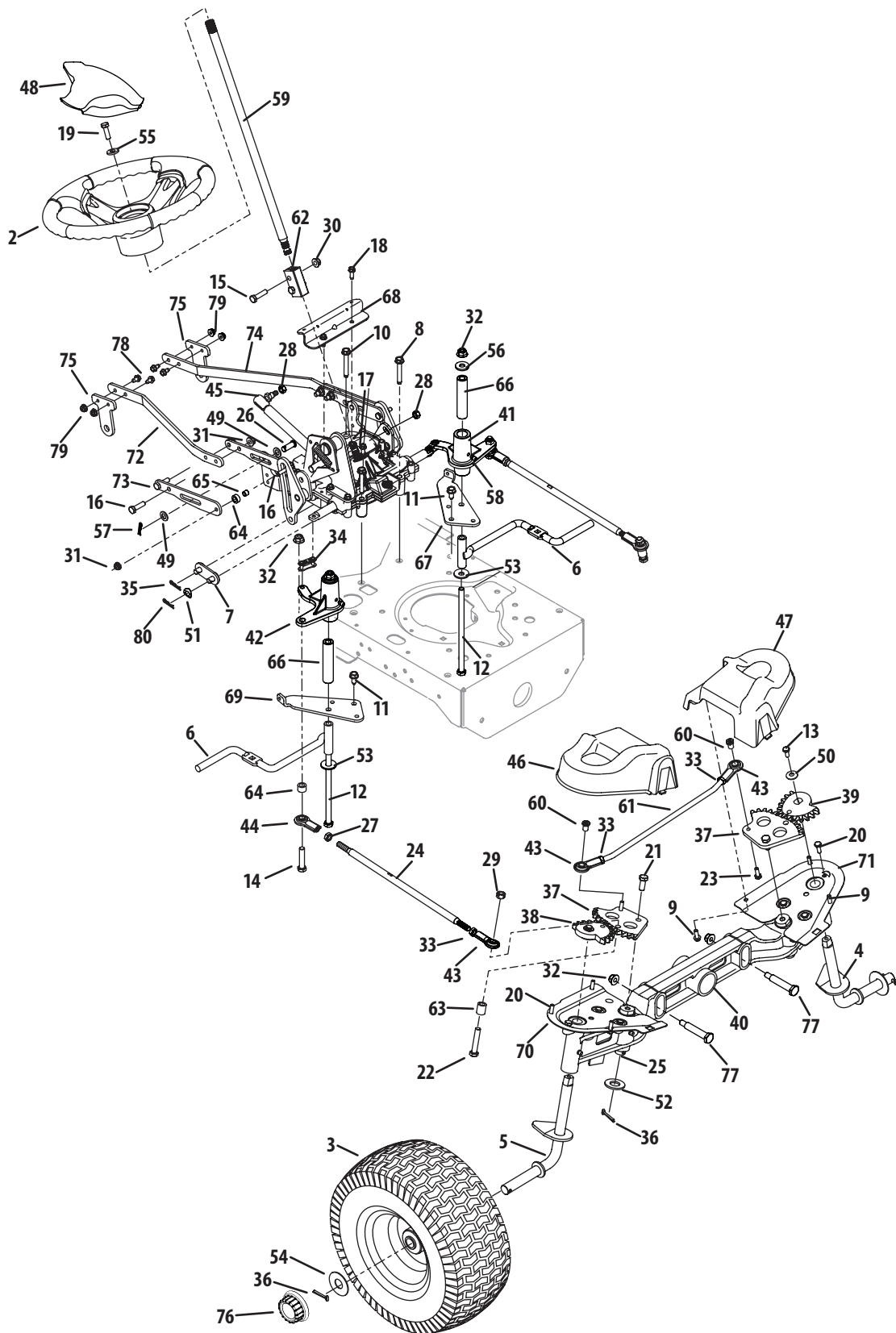


## Seat, Fender & Deck Lift

Ref.	Part Number	Description
1	647-04095A-0637	Lift Shaft
2	710-04187	Hex Washer Screw, ¼-15 x .5
3	710-04484	Hex Washer Screw, ⅝-18 x .75
4	710-0451	Carriage Screw, ⅝-18 x 75
5	710-0599	Hex Washer Screw, ¼-20 x .5
6	725-04658	Seat Switch Jumper Harness
7	710-0895	Hex Washer Screw, ¼-15 x .75
8	712-04063	Flange Lock Nut, ⅝-18
9	712-04065	Flange Lock Nut, ⅜-16
10	914-0104	Cotter Pin
11	714-04040	Bow-Tie Cotter Pin
12	716-0106A	E-ring, .625
13	720-0311	Handle Grip
14	726-0135	Speed Nut, .3125
15	726-0221	Speed Nut, .5
16	726-3046	Ratchet Clip
17	731-05477	RH Rear Fender Cover
18	731-05518	LH Rear Fender Cover
19	731-06208	Seat Adjust Spacer
20	732-04459	Lift Spring
21	732-04491	Seat Adjust Spring
22	732-04508	Comp. Spring, 1.71 x 3.25 x .23
23	732-0826A	Extension Spring, .865 x 4.68
24	735-04078A	RH Foot Pad

Ref.	Part Number	Description
25	735-04109	LH Foot Pad
26	936-0192	Flat Washer, .535 x .93 x .09
27	736-3078	Flat Washer, .344 x 1.0 x .063
28	738-0138A	Shoulder Bolt, ⅜-16 x .496 x 2.5
29	938-0373	Shoulder Bolt, ⅜-16 x .496 x 1.525
30	938-0380	Shldr. Bolt, ⅜-16 x .5 x .27 (46 & 50)
—	738-04130	Shoulder Bolt, ⅜-16 x .625 x .175 (42)
31	941-0225	Hex Flange Bearing
32	946-04546	Lift Cable
33	946-04436	Lift Cable
34	747-04701	Lift Handle
35	747-04821	Seat Rod, ⅝ x 11.62
36	750-04945	Spacer, .51 x .75 x 1.0
37	756-04331	Roller Pulley
38	757-04030A	High Back Seat
39	783-04977A-0637	Deck Lift Index Plate
40A	783-05546-0637	Deck Lift Arm (46 & 50)
40B	783-04494B-0637	RH Deck Lift Arm (42)
—	783-04711B-0637	LH Deck Lift Arm (42)
41	783-05816-0637	Seat Pivot Bracket
42	783-05817-0637	Seat Mounting Plate
43	783-05865-0637	Rear Fender
44	925-04040	Switch, Seat

# Steering Controls & Front Axle



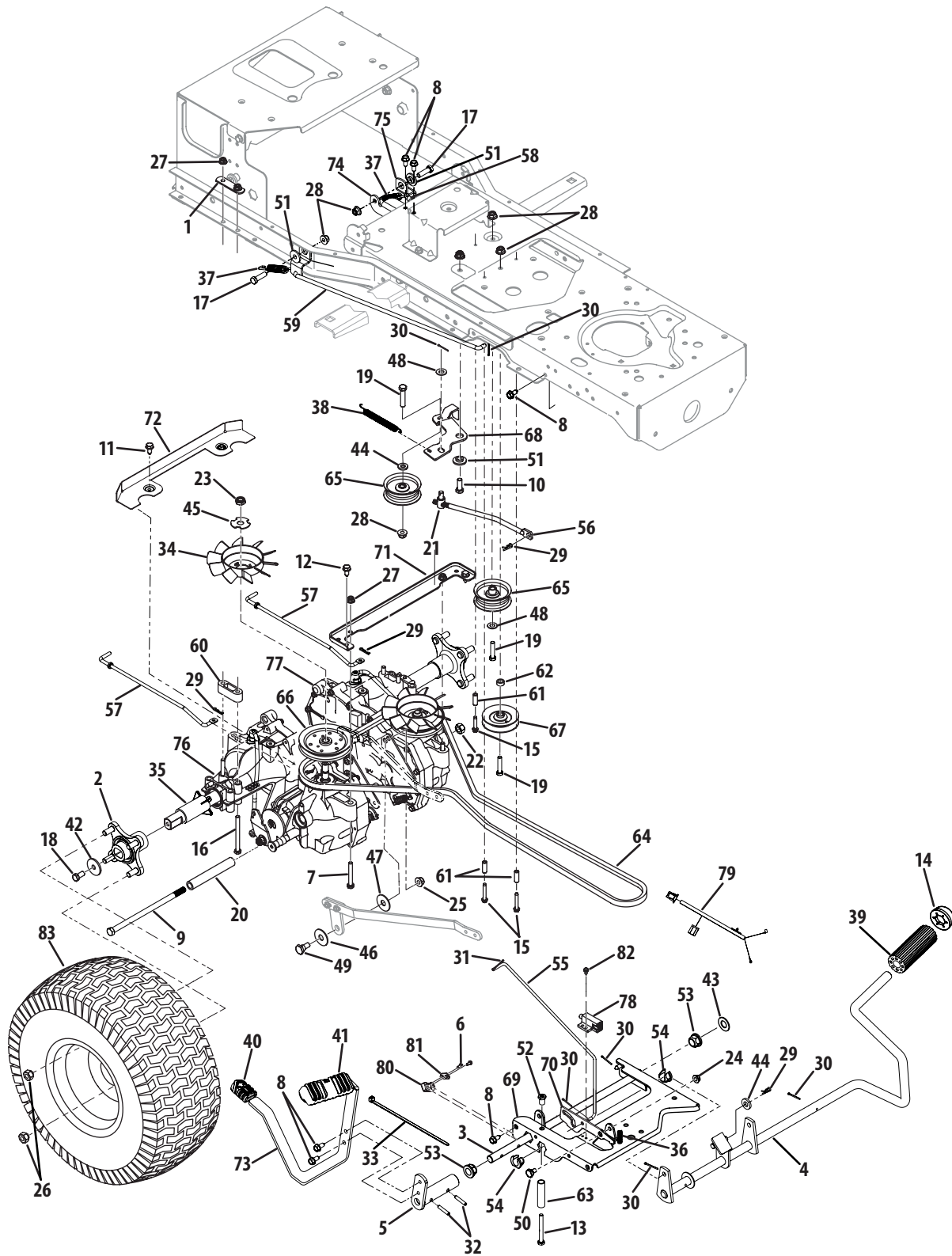


## Steering Controls & Front Axle

Ref.	Part Number	Description
1	918-04634	Hydro Steering Assembly
2	631-04008A	Steering Wheel Assembly
3	N/A	Wheel Assembly
—	734-04347-0901	Tire, 15 x 5.0 x 6 (42)
—	734-1731-0901	Tire, 16 x 6 x 6 (46/50)
—	934-04104A-0499	Rim Assembly, 6.0 x 4.5
—	737-0224	Grease Fitting
4	647-04440	LH Axle Assembly (42)
—	683-04062	LH Axle Assembly (46/50)
5	647-04439	RH Axle Assembly (42)
—	683-04063	RH Axle Assembly (46/50)
6	647-04080A-0637	Fender Support Rod
7	683-04332	Steering Box/Hydro Link
8	710-04006	Hex Washer Screw, 5/16-18 x 2.0
9	710-04187	Hex Washer Screw, 1/4-15 x .5
10	710-04389	Hex Washer Screw, 5/16-18 x 2.25
11	710-04484	Hex Washer Screw, 5/16-18 x .75
12	710-04692	Hex Screw, 3/8-16 x 7.25
13	710-0513	Hex Lock Screw, 1/4-28 x .625
14	710-0520	Hex Screw, 3/8-16 x 1.5
15	710-0528	Hex Screw, 5/16-18 x 1.25
16	710-0597	Hex Screw, 1/4-20 x 1.0
17	710-0599	Hex Washer Screw, 1/4-20 x .5
18	710-0642	Hex Washer Screw, 1/4-20 x .75
19	710-0650	Hex Wash Screw, 5/16-18 x .875
20	710-3015	Hex Screw, 1/4-20 x .75
21	710-3119	Hex Lock Screw, 3/8-16 x .75
22	710-3144	Hex Screw, 3/8-16 x 2.0
23	710-3296	Hex Lock Screw, 1/4-20 x .75
24	711-04472	Drag Link
25	711-04562	Steering Pivot Gear Shaft
26	711-04722	Clevis Pin, .375 x .969
27	712-0312A	Jam Nut, 3/8-24
28	712-0365	Hex Lock Nut, M8 x 1.25
29	712-0375	Hex Lock Nut, 3/8-16
30	712-04063	Flange Lock Nut, 5/16-18
31	712-04064	Flange Lock Nut, 1/4-20
32	712-04065	Flange Lock Nut, 3/16-16
33	912-3001	Hex Jam Nut, 3/8-24
34	913-04037	Connecting Link
35	914-0104	Internal Cotter Pin
36	714-04039	Cotter Pin, 5/32 x 1.25
37	717-04274A	Spur Gear

Ref.	Part Number	Description
38	717-04275A	RH Spur Gear
39	717-04282A	LH Spur Gear
40	719-04170A	Pivot Bar Axle
41	719-04287-0637	LH Steering Arm
42	719-04288-0637	RH Steering Arm
43	723-04035	Ball Joint Rod End
44	723-04036	Ball Joint Rod End
45	727-0626A	Damper Cylinder
46	731-05476	RH Steering Gear Cover
47	731-05618	LH Steering Gear Cover
48	731-04532B	Steering Wheel Cover
49	936-0185	Flat Washer, .375 x .738 x .063
50	736-0270	Bell Washer, .265 x .75 x .062
51	936-0286	Spring Washer, .39 x .75 x .010
52	736-0315	Flat Washer, .76 x 1.5 x .12
53	936-0452	Bell Washer, .396 x 1.14 x .095
54	736-0866	Flat Washer, .755 x 1.92 x .060
55	936-3004	Flat Washer, .406 x .875 x .105
56	736-3052	Flat Washer, .406 x 1.0 x .105
57	714-04040	Bow Tie Cotter Pin
58	937-3000	Grease Fitting
59	738-04189	Steering Shaft, .625 x 17.281
60	738-04240	Shoulder Nut, .375 x .5
61	747-04496	Rod, 3/8-24 x 14.4
62	748-04139	Steering Shaft Block
63	750-04676	Spacer, .385 x .63 x .75
64	750-04776	Spacer, .380 x .625 x .265
65	750-04777	Spacer, .26 x .372 x .33
66	750-04855	Spacer, .385 x .75 x 3.47
67	783-04798-0637	LH Steering Support Bracket
68	783-04799-0637	Upper Steering Support Bracket
69	783-05140-0637	RH Steering Support Bracket
70	783-05184-0637	RH Base Cover Plate
71	783-05185-0637	LH Base Cover Plate
72	783-05380-0637	RH Steering/Hydro RH Link
73	783-05381	Hydro/Steering Adjustment Bracket
74	783-05404-0637	LH Steering/Hydro Link
75	783-05446A	Steering Link Bracket
76	931-3020	Hub Cap
77	738-1011A	Shoulder Bolt, 3/8-16 x .5 x 2.23
78	710-0597	Hex Cap Screw, 1/4-20 x 1.0
79	712-04064	Flange Lock Nut, 1/4-20
80	914-0111	Cotter Pin, 3/32 x 1.00

# i1042 Transmission Drive & Controls

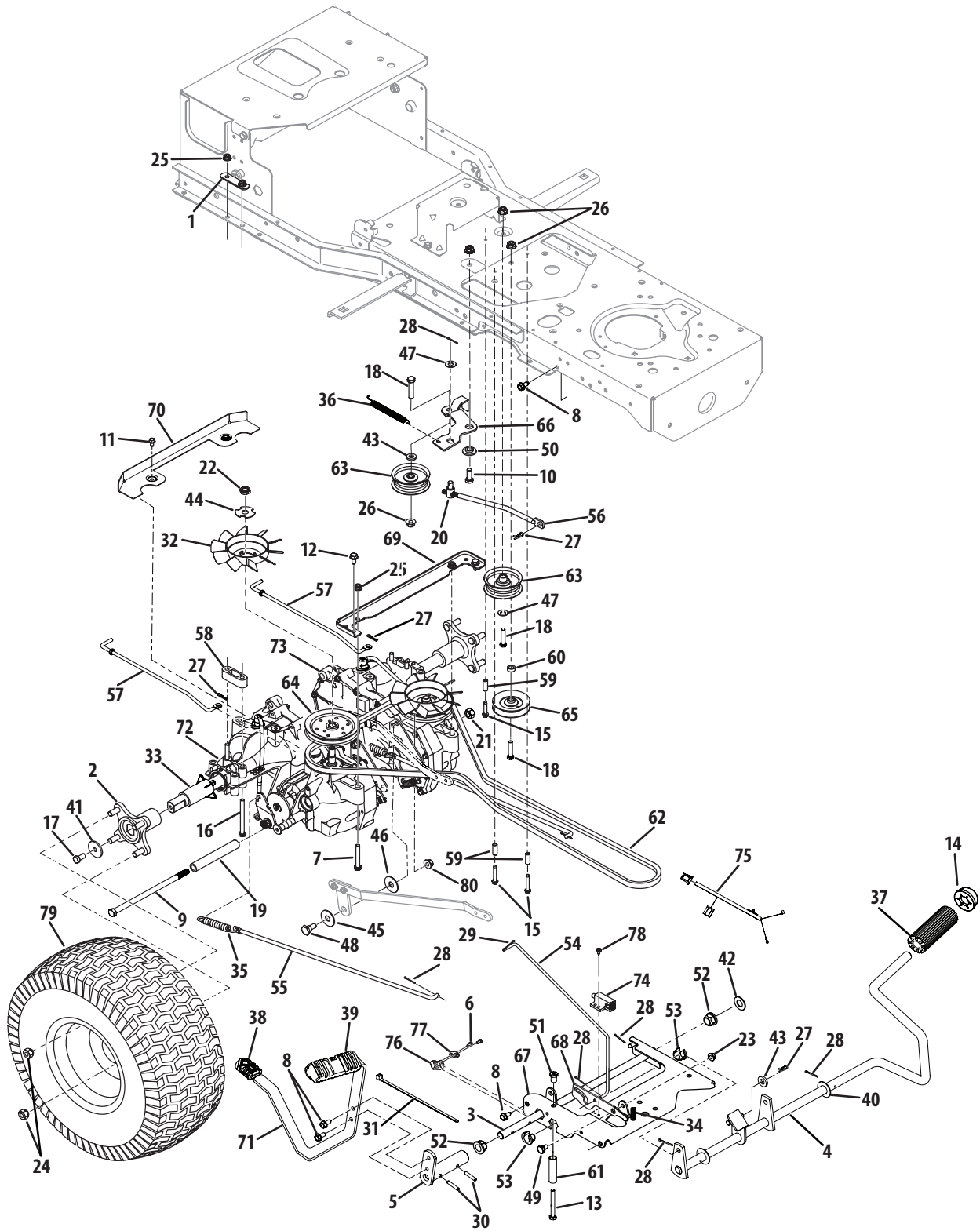


## i1042 Transmission Drive & Control

Ref.	Part Number	Description
1	17840-0637	Transmission Mounting Bracket
2	918-04612	Wheel Hub
3	647-04094A	Hydro Control Pedal Shaft Assy.
4	647-04141A	Brake Control Shaft Assembly
5	683-04314B-0637	Pedal Bracket
6	710-0227	Hex Washer Screw, #8-18 x .5
7	710-0395	Hex Screw, 5/16-18 x 2.25
8	710-04484	Hex Washer Screw, 5/16-12 x .75
9	710-04648	Hex Screw, 7/16-14 x 8.5
10	710-0514	Hex Cap Screw, 3/8-16 x 1.0
11	710-0599	Hex Washer Screw, 1/4-20 x .5
12	710-0607	Hex Washer Screw, 5/16-18 x .5
13	710-0641	Hex Screw, 1/4-20 x 2.25
14	726-0214	Push Cap, 5/8
15	710-1026	Hex Washer Screw, 1/4-20 x .75
16	710-1266	Hex Screw, 5/16-18 x 3.5
17	710-3005	Hex Screw, 3/8-16 x 1.25
18	710-3119	Hex Lock Screw, 3/8-16 x .75
19	710-3144	Hex Screw, 3/8-16 x 2.0
20	711-04554	Spacer, .479 x .75 x 4.97
21	911-0832	Ferrule, 3/8-24 x .375
22	712-0290	Hex Lock Nut, 7/16-14
23	912-0346	Hex Lock Nut, 1/2-20
24	712-3004A	Hex Flange Lock Nut, 5/16-18
25	712-0375	Hex Lock Nut, 3/8-16
26	712-3050	Lug Nut, 7/16-14
27	712-04063	Hex Flange Lock Nut, 5/16-18
28	712-04065	Hex Flange Lock Nut, 3/8-16
29	914-0104	Internal Cotter Pin
30	914-0111	Cotter Pin, 3/32 x 1/0
31	714-04040	Bow-Tie Cotter Pin
32	915-0143	Spirol Pin, .25 x 1.25
33	725-0157	Cable Tie
34	731-05846	Hydro Fan
35	731-06274	Sleeve, 1.015 x 2.6
36	732-0335	Compression Spring, .405 x 1.17
37	732-04495	Extension Spring, .59 x 5.4
38	732-04579	Extension Spring, .60 x 6.44
39	735-0239	Foot Pad, 4.0
40	735-04117	Reverse Pedal Pad
41	735-04118A	Forward Pedal Pad
42	936-0227	Flat Washer, .39 x 1.5 x .134
43	736-0290	Flat Washer, .625 x 1.0 x .067

Ref.	Part Number	Description
44	736-3010	Flat Washer, .407 x .812 x .135
45	736-04263	Hydro Lock Washer
46	736-3027	Flat Washer, .531 x 1.75 x .09
47	936-3039	Flat Washer, .406 x 1.5 x .105
48	736-3050	Flat Washer, .406 x .812 x .051
49	738-0143	Shoulder Bolt, 3/8-16 x .496 x .336
50	938-0155	Shoulder Bolt, 5/16-18 x .435 x .160
51	938-0347	Shoulder Spacer, .625 ID x .169
52	738-04240	Shoulder Nut, .375 Dia x .5
53	941-0225	Hex Flange Bearing
54	741-3065B	Hex Flange Bearing, .625 ID Split
55	747-04562A	Park Brake Rod
56	747-04598A	Drive Engage Rod
57	747-04729	Hydro Bypass Rod
58	747-04833	RH Brake Rod
59	747-04834	LH Brake Rod
60	748-04155	Axle Spacer
61	750-04456	Spacer, .26 x .372 x 1.42
62	750-04776	Spacer, .38 x .625 x .265
63	750-05026	Spacer, .375 x .5 x 2.0
64	954-04134	V-Belt
65	756-04224	Flat Idler Pulley, 2.75
66	756-04274	Pulley
67	756-04325	Idler Pulley
68	783-04570A-0637	Idler Arm
69	783-005976-0637	Pedal Support Bracket
70	783-04981	Park Brake Bracket
71	783-05330A-0637	Support Bracket
72	783-05473-0637	Belt Keeper Bracket
73	783-05880A	Hydro Drive Pedal
74	783-05836-0637	LH Brake Pivot Bracket
75	783-05839-0637	Brake Pivot Bracket
76	918-04339A	RH Hydro Transmission
77	918-04342A	LH Hydro Transmission
78	725-04363	Interlock Switch
79	725-04374	Reverse Jumper Harness
80	725-1644	Reverse Switch
81	926-0320	Insulator Nut Plate
82	738-04237A	Shoulder Screw, #10-32 X .5
83	N/A	Wheel Assembly
—	734-1730-0901	Tire, 20 x 8 x 8
—	934-0255	Tubeless Air Valve
—	934-0246A-0499	Rear Rim Assembly

# i1046 & i1050 Transmission Drive & Controls

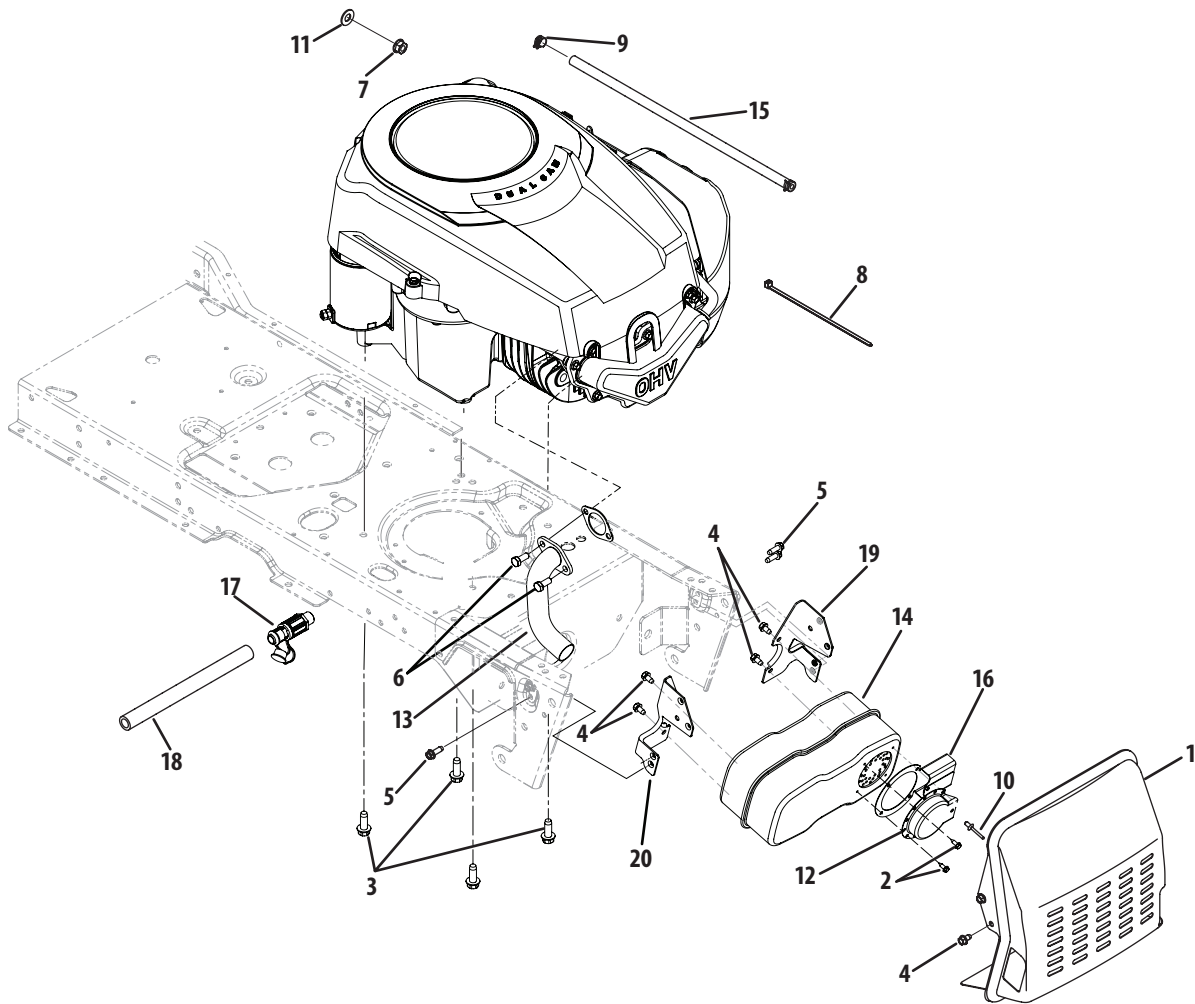


## i1046 & i1050 Transmission Drive & Control

Ref.	Part Number	Description
1	17840-0637	Transmission Mounting Bracket
2	918-04317	Wheel Hub
3	647-04094A	Hydro Control Pedal Shaft Assy.
4	647-04141A	Brake Control Shaft Assembly
5	683-04314B-0637	Pedal Bracket
6	710-0227	Hex Washer Screw, #8-18 x .5
7	710-0395	Hex Screw, 5/16-18 x 2.25
8	710-04484	Hex Washer Screw, 5/16-12 x .75
9	710-04648	Hex Screw, 7/16-14 x 8.5
10	710-0514	Hex Screw, 3/8-16 x 1.0
11	710-0599	Hex Washer Screw, 1/4-20 x .5
12	710-0607	Hex Washer Screw, 5/16-18 x .5
13	710-0641	Hex Screw, 1/4-20 x 2.25
14	726-0214	Push Cap, 5/8
15	710-1026	Hex Washer Screw, 1/4-20 x .75
16	710-1266	Hex Screw, 5/16-18 x 3.5
17	710-3119	Hex Lock Screw, 3/8-16 x .75
18	710-3144	Hex Screw, 3/8-16 x 2.0
19	711-04554	Spacer, .479 x .75 x 4.97
20	911-0832	Ferrule, 3/8-24 x .375
21	712-0290	Hex Lock Nut, 7/16-14
22	912-0346	Hex Lock Nut, 1/2-20
23	712-3004A	Hex Flange Lock Nut, 5/16-18
24	712-3050	Lug Nut, 7/16-14
25	712-04063	Hex Flange Lock Nut, 5/16-18
26	712-04065	Hex Flange Lock Nut, 3/8-16
27	914-0104	Internal Cotter Pin
28	914-0111	Cotter Pin, 3/32 x 1.0
29	714-04040	Bow-Tie Cotter Pin
30	915-0143	Spirol Pin, .25 x 1.25
31	725-0157	Cable Tie
32	731-05846	Hydro Fan
33	731-06274	Sleeve, 1.015 x 2.6
34	732-0335	Compression Spring, .405 x 1.17
35	732-0716D	Extension Spring, .59 x 4.0
36	732-04579	Extension Spring, .60 x 6.44
37	735-0239	Foot Pad, 4.0
38	735-04117	Reverse Pedal Pad
39	735-04118A	Forward Pedal Pad
40	736-0187	Flat Washer, .64 x 1.24 x .06
41	936-0227	Flat Washer, .39 x 1.5 x .134
42	736-0290	Flat Washer, .625 x 1.0 x .067

Ref.	Part Number	Description
43	736-3010	Flat Washer, .407 x .812 x .135
44	736-04263	Hydro Lock Washer
45	736-3027	Flat Washer, .531 x 1.75 x .09
46	936-3039	Flat Washer, .406 x 1.5 x .105
47	736-3050	Flat Washer, .406 x .812 x .051
48	738-0143	Shoulder Bolt, 3/8-16 x .496 x .336
49	938-0155	Shoulder Bolt, 5/16-18 x .435 x .160
50	938-0347	Shoulder Spacer, .625 x .169
51	738-04240	Shoulder Nut, .375 x .5
52	941-0225	Hex Flange Bearing
53	741-3065B	Hex Flange Bearing, .625
54	747-04562A	Park Brake Rod
55	747-04584A	Brake Rod
56	747-04598A	Drive Engage Rod
57	747-04729	Hydro Bypass Rod
58	748-04155	Axle Spacer
59	750-04456	Spacer, .26 x .372 x 1.42
60	750-04776	Spacer, .38 x .625 x .265
61	750-05026	Spacer, .375 x .5 x 2.0
62	954-04134	V-Belt
63	756-04224	Idler Pulley
64	756-04274	Pulley
65	756-04325	Pulley
66	783-04570A-0637	Idler Arm
67	783-05976-0637	Pedal Support Bracket
68	783-04981	Parking Brake Bracket
69	783-05330A-0637	Support Bracket
70	783-05473-0637	Belt Keeper Bracket
71	783-05880A	Hydro Drive Pedal
72	918-04339A	RH Hydro Transmission
73	918-04342A	LH Hydro Transmission
74	725-04363	Interlock Switch
75	725-04374	Reverse Jumper Harness
76	725-1644	Reverse Switch
77	926-0320	Insulator Nut Plate
78	738-04237A	Shoulder Screw, #10-32 x .5
79	N/A	Wheel Assembly
—	734-1730-0901	Tire, 20 x 8 x 8
—	934-0255	Tubeless Air Valve
—	934-0246A-0499	Rear Rim Assembly
80	712-0375	Hex Lock Nut, 3/8-16

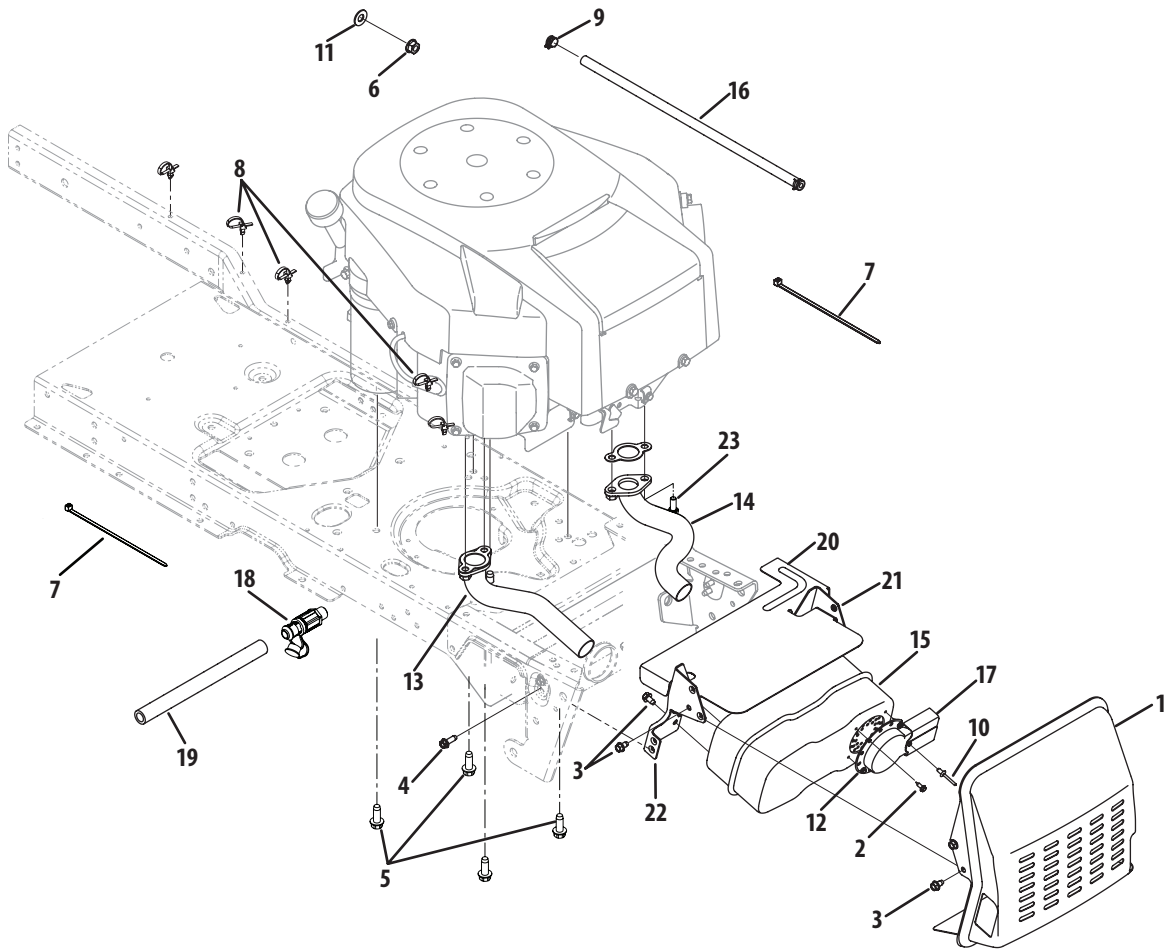
# i1042 & i1046 Engine Connections



Ref.	Part Number	Description
1	683-04256-0637	Muffler Shield
2	710-0227	Hex Washer Screw, #8-18 x .5
3	710-04683	Hex Screw, 3/8-16 x 1.0
4	710-0599	Hex Washer Screw, 1/4-20 x .5
5	710-1652	Hex Washer Screw, 1/2-20 x .625
6	710-3008	Hex Screw, 5/16-18 x .75
7	912-3005	Hex Lock Nut, 3/8-16
8	725-0157	Cable Tie
9	726-0205	Hose Clamp
10	728-04000	Pop Rivet, .188 x .3
11	936-0300	Flat Washer, .406 x .875 x .059

Ref.	Part Number	Description
12	751-0564B	Muffler Deflector
13	751-10017	Pipe Exhaust
14	751-10162	Single Inlet Muffler
15	751-10349-28	Fuel Hose
16	751-10353	Muffler Deflector
17	951-10517	Oil Drain Valve
18	751-3141-14	Oil Drain Extension Hose
19	783-04870-0637	LH Muffler Bracket
20	783-04872-0637	RH Muffler Bracket
NS	926-0154	Fuel Line Cable Tie, 7.5

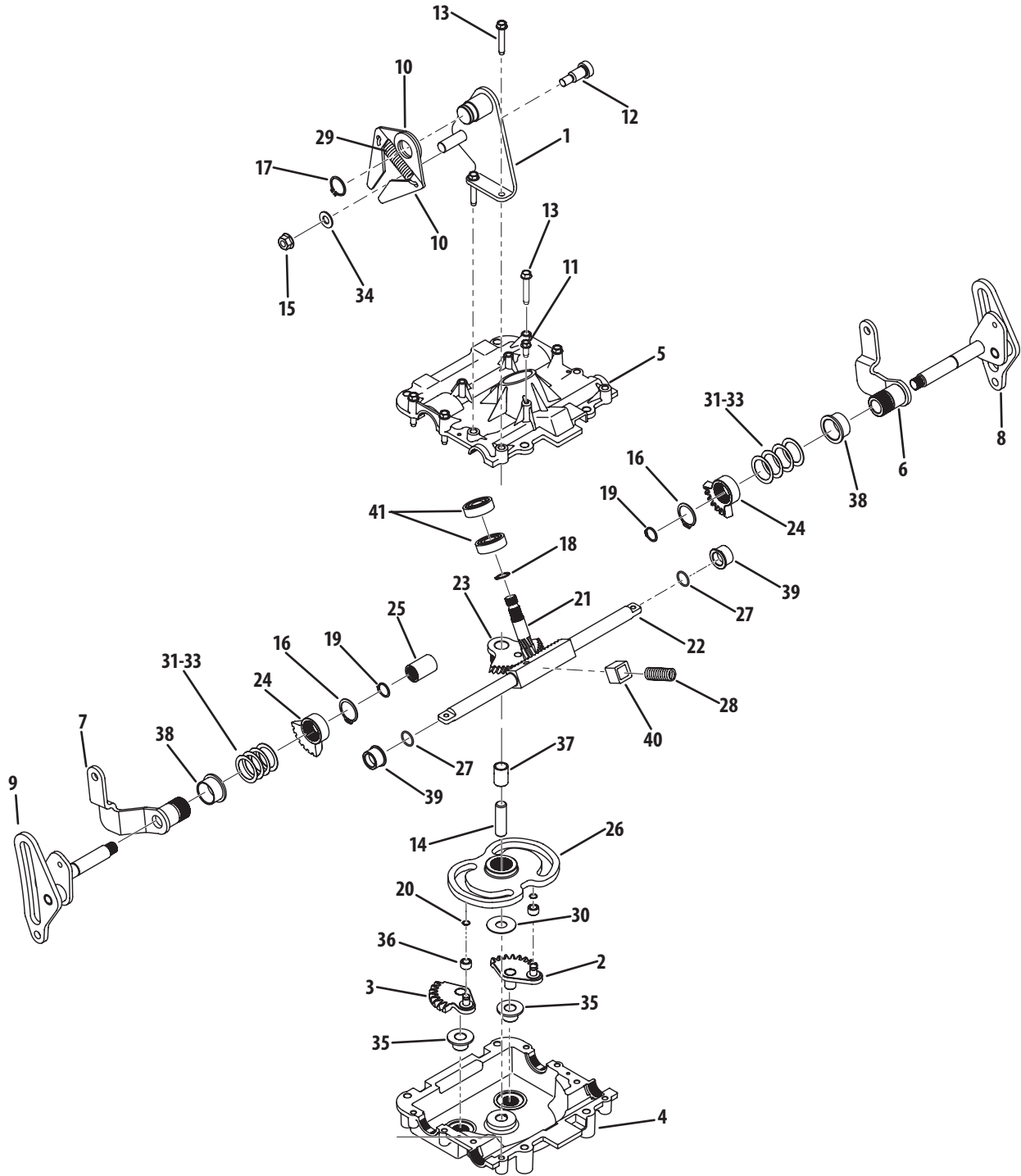
# i1050 Engine Connections



Ref.	Part Number	Description
1	683-04256-0637	Muffler Shield
2	710-0227	Hex Washer Screw, #8-18 x .5
3	710-0599	Hex Washer Screw, 1/4-20 x .5
4	710-0642	Hex Washer Screw, 1/4-20 x .75
5	710-04683	Hex Screw, 3/8-16 x 1.0
6	912-3005	Hex Lock Nut, 3/8-16
7	725-0157	Cable Tie
8	926-0154	Fuel Line Cable Tie, 7.5
9	726-0205	Hose Clamp
10	728-04000	Pop Rivet, .188 x .3
11	936-0300	Flat Washer, .406 x .875 x .059
12	751-0564B	Muffler Deflector

Ref.	Part Number	Description
13	751-10006	RH Exhaust Pipe
14	751-10007	LH Exhaust Pipe
15	751-10161	Dual Inlet Muffler
16	751-10349-28	Fuel Hose
17	751-10353	Muffler Deflector
18	951-10517	Oil Drain Valve
19	751-3141-14	Oil Drain Extension Hose
20	783-04783A	Heat Shield
21	783-04870-0637	LH Muffler Bracket
22	783-04872-0637	RH Muffler Bracket
23	710-3008	Hex Screw, 5/16-18 x .75

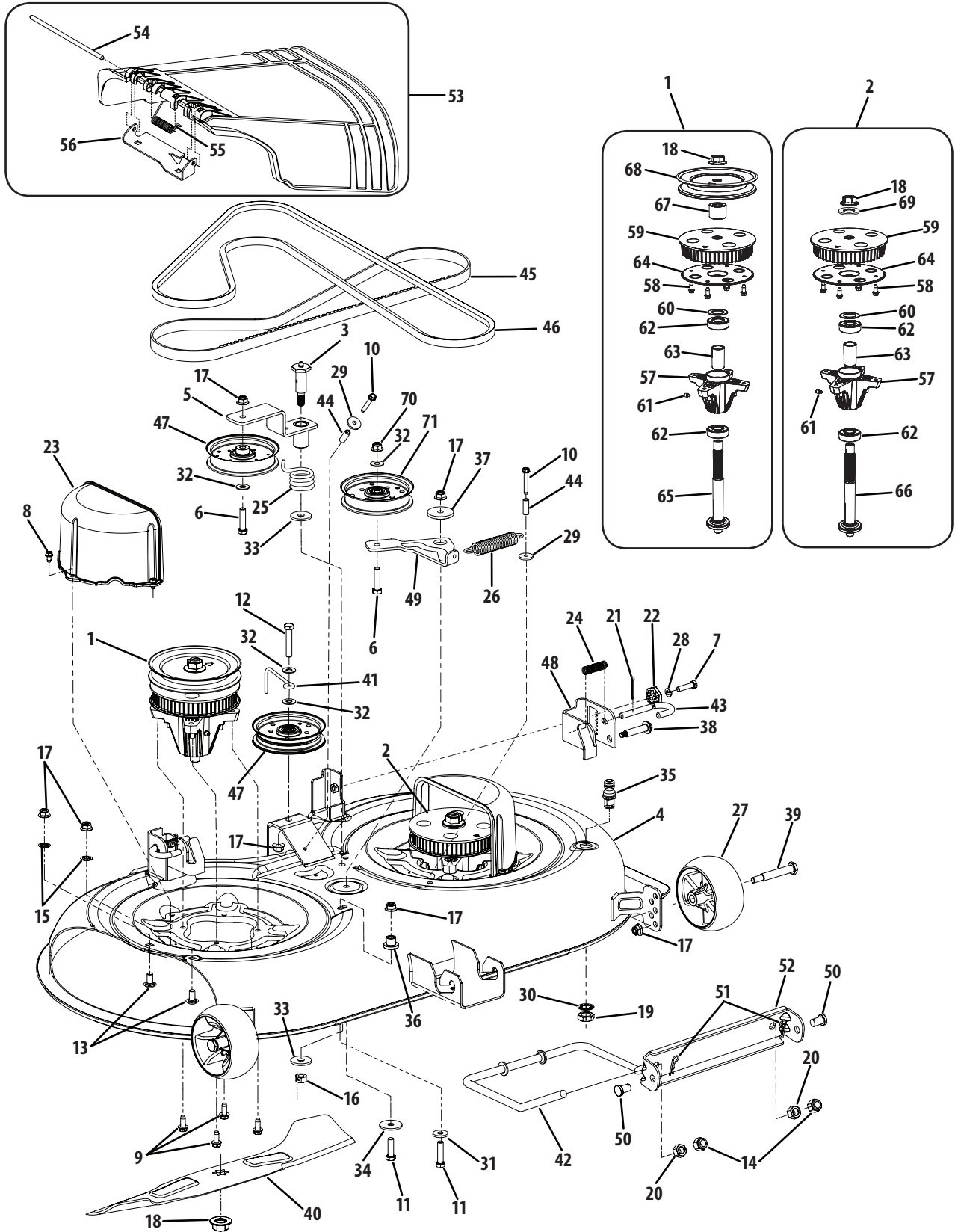
# Steering Gear Box





Ref.	Part Number	Description
1	607-04243	Steering Box Return Bracket
2	617-04036	LH Bevel Gear
3	617-04037	RH Bevel Gear
4	619-04153	Steering Lower Housing
5	919-04206	Steering Upper Housing
6	647-04083	LH Hydro Arm
7	647-04084	RH Hydro Arm
8	647-04085	LH Hydro Cam
9	647-04086	RH Hydro Cam
10	703-2441	Neutral Arm
11	710-0642	Hex Washer Screw, 1/4-20 x .5
12	710-04040	Shoulder Screw, 3/8-16 x .497 x .75
13	710-0778	Hex Washer Screw, 1/4-20 x 1.5
14	911-04587	Steering Shaft
15	912-3005	Hex Lock Nut, 3/8 -16
16	916-0102	Snap Ring, 1.0
17	716-0111	External Retaining Ring, .875
18	916-0114	Retaining Ring, .56
19	916-0115	Retaining Ring, .56
20	716-04066	Retaining Ring, .31125
21	717-04318	Pinion Gear, 7T
22	717-04319	Synchro Rack Gear
23	917-04328	Steering Gear, 17T
24	917-04330	Steering Gear, 26T
25	718-04229	Coupler Tube
26	718-04269	Hydro Steering Cam
27	721-04186	O-Ring, .625 x .07
28	732-04523	Compression Spring, .531 x 1.25
29	732-1162	Extension Spring, .56 x 2.31 x .105
30	736-04237	Flat Washer, .508 x 1.32 x .04
31	736-04257	Flat Washer, 1.015 x 1.375 x .005
32	736-04258	Flat Washer, 1.015 x 1.375 x .010
33	736-04259	Flat Washer, 1.015 x 1.375 x .015
34	936-0864	Thrust Washer, .375 x .812 x .06
35	741-04203	Flange Bearing, .5 x .7
36	741-04204	Sleeve Bearing, .437 x .3425
37	741-04206A	Sleeve Bearing, .623 x .5025 x .25
38	741-04231	Sleeve Bearing, 1.2 x 1.0
39	741-04235	Flange Bearing, .625 x .875
40	741-04257	Caster Rack Bearing
41	741-0747	Ball Bearing, .5625 x 1.375 x .4375

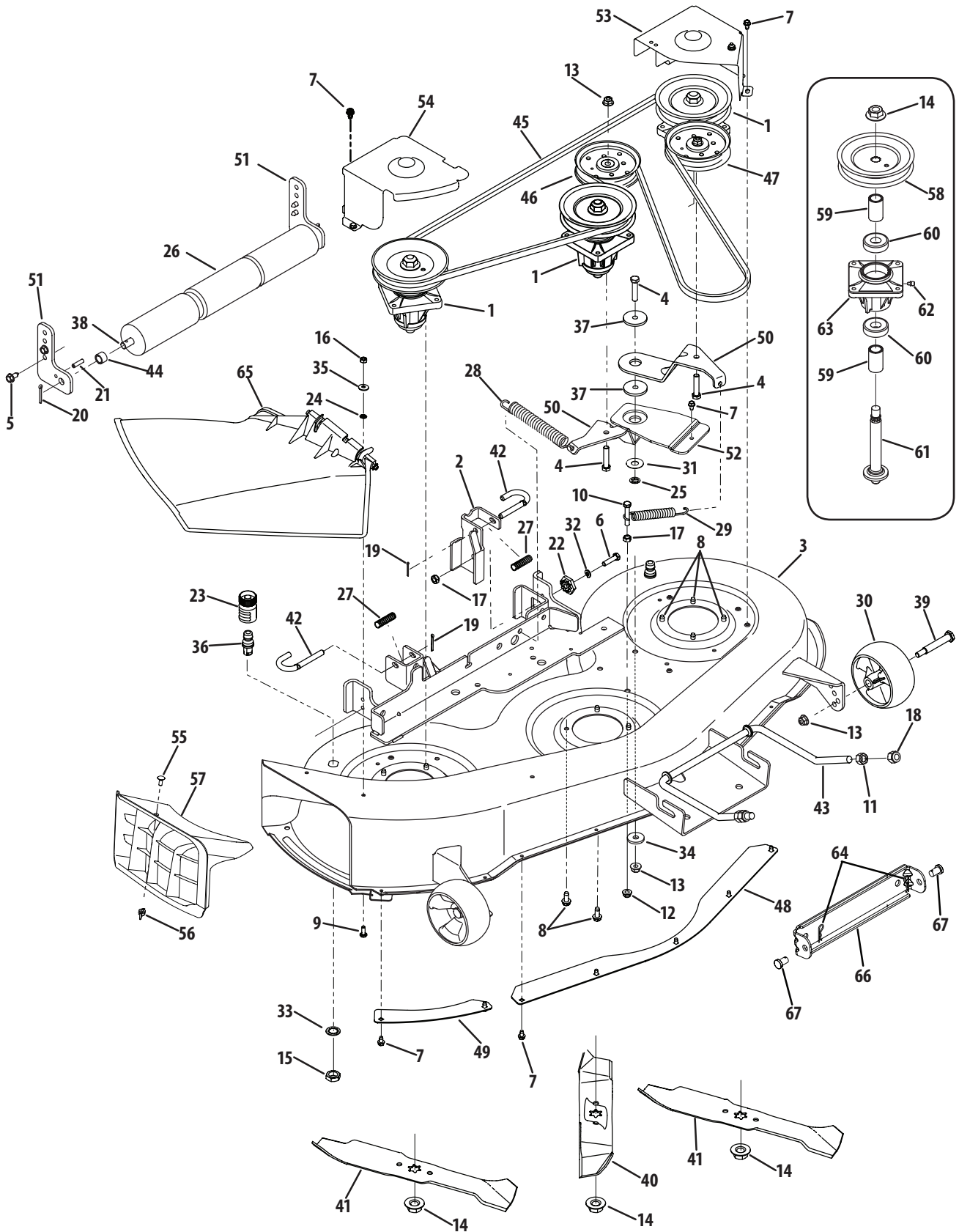
# 42" Deck i1042



Ref.	Part Number	Description
1	918-04512A	Spindle Assembly — Drive
2	918-04516	Spindle Assembly — Driven
3	638-04012A	Shoulder Bolt
4	983-04379A-4021	Deck Assembly
5	683-04425-4021	Idler Bracket
6	710-0520	Hex Screw, 3/16-18 x 1.5
7	710-0528	Hex Screw, 5/16-18 x 1.25
8	710-0599	Hex Washer Screw, 1/4-20 x .5
9	710-04484	Hex Washer Screw, 5/16-18 x .750
10	710-1325	Hex Washer Screw, 1/4-20 x 1.625
11	710-3005	Hex Screw, 3/8-16 x 1.25
12	710-3144	Hex Screw, 3/8-16 x 2.0
13	710-3178	Carriage Screw, 3/8-16 x .75
14	912-0206	Hex Nut, 1/2-13
15	712-0229	Push Nut, 3/8
16	712-0290	Hex Lock Nut, 7/16-14
17	712-04065	Hex Flange Lock Nut, 3/8-16
18	712-0417A	Hex Flange Nut, 5/8-18
19	912-0641	Hex Nut, M16-1.5
20	712-3083	Hex Lock Nut, 1/2-13
21	914-0470	Cotter Pin, 1/8 x 1.25
22	917-04074	Deck Adjust Gear
23	731-06291A	Belt Cover
24	932-0306A	Compression Spring, .531 x 1.75
25	732-04469	Torsion Spring, 1.10 x 1.3
26	732-0826A	Extension Spring, .865 x 4.68
27	734-04155	Deck Wheel, 5.0
28	936-0119	Lock Washer, 5/16
29	936-0176	Flat Washer, .265 x .938 x .12
30	736-0225	Internal Tooth Lock Washer, 5/8
31	736-0258	Flat Washer, .385 x 1.0 x .135
32	936-0300	Flat Washer, .406 x .875 x .059
33	736-0322	Flat Washer, .450 x 1.250 x .164
34	936-3039	Flat Washer, .406 x 1.5 x .105
35	737-04003D	Deck Wash Nozzle
36	938-0785	Shoulder Spacer, 1.38 x .445 x .36

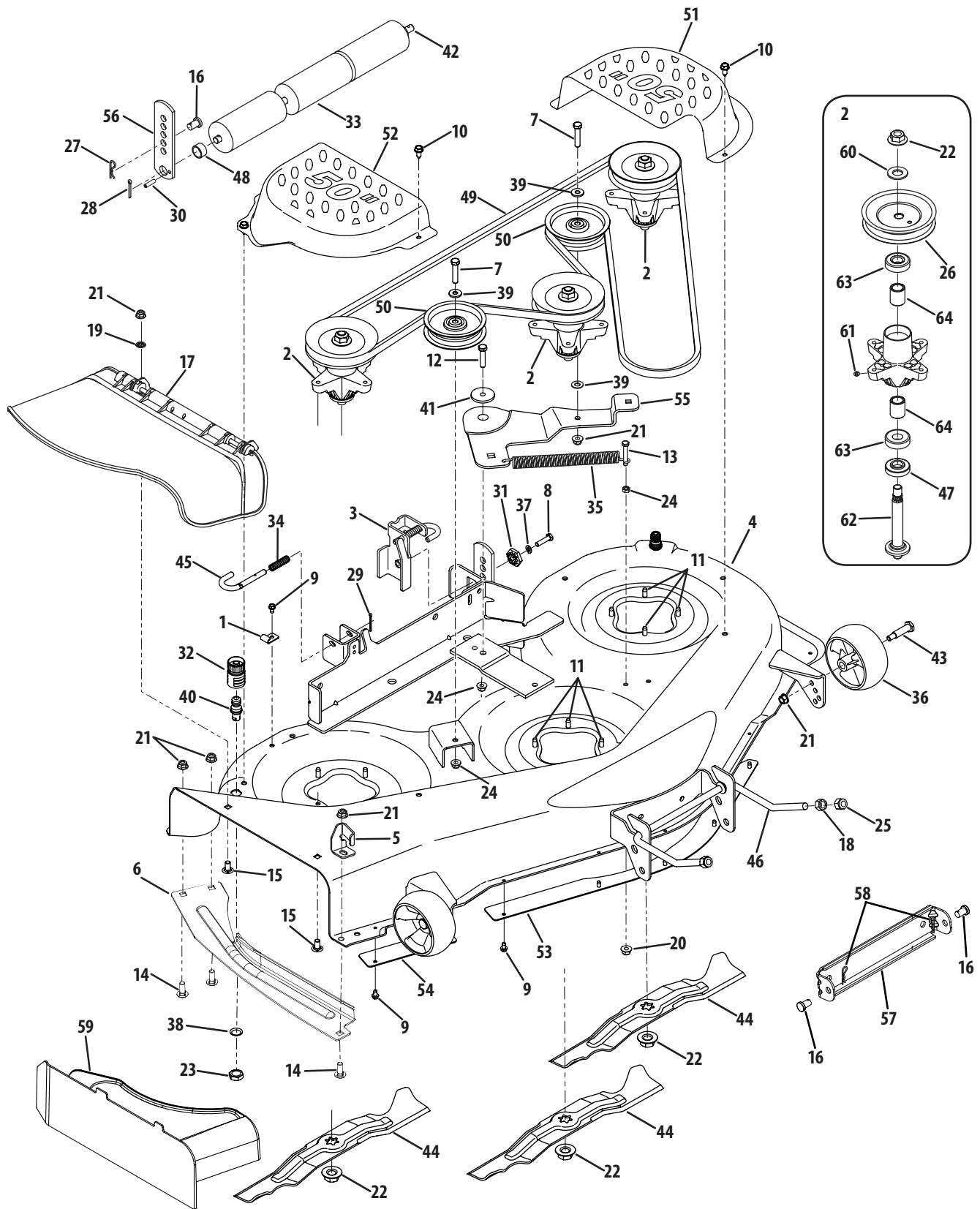
Ref.	Part Number	Description
37	738-04162A	Shoulder Spacer, .884 x .190
38	738-04316A	Shoulder Bolt, 5/16 -24 x .435 x 1.76
39	938-3056	Shoulder Bolt, 3/8-16 x .496 x 2.5
40	942-04217	2-in-1 Blade
41	747-04530	Belt Keeper Rod
42	747-04863	Deck Front Hanger Rod
43	747-1116	Deck Release Rod
44	750-0566A	Spacer, .26 x .372 x 1.03
45	954-04167	Timing Belt
46	954-04185	V-Belt
47	756-04129	Idler Pulley, 4.25
48	783-05627-0637	Deck Hanger/Adjust LH Bracket
49	783-05802-0637	Idler Bracket
50	911-0332	Clevis Pin, .5 x .78
51	914-04023	Internal Cotter Pin
52	783-0720C-0637	Front Deck Rod Bracket
53	631-04254	Chute Deflector Assembly
54	711-04847A	Hinge Pin
55	732-04372	Torsion Spring, .44 x 2.0
56	783-05823	Chute Mounting Bracket
57	619-04199	Spindle Housing
58	710-04065	Screw, 1/4-10 x .625
59	913-04040A	Timing Pulley
60	936-0287	Flat Washer, .793 x 1.24 x .06
61	937-3000	Lube Fitting
62	941-0919	Ball Bearing
63	750-04936	Spacer, .792 x 1.06 x 1.86
64	787-01520	Timing Pulley Plate
65	938-04292	Spindle Shaft
66	938-04291	Spindle Shaft
67	750-04724	Spacer, .735 x 1.375 x 1.066
68	756-04372	Deck Pulley
69	736-0315	Flat Washer, .76 x 1.5 x .12
70	712-0266A	Jam Lock Nut, 3/8-16
71	756-04280	Idler Pulley

# 46" Deck i1046



Ref.	Part Number	Description	Ref.	Part Number	Description
1	918-0660	Spindle Assembly	33	736-0225	Lock Washer, 5/8
2	683-0254B-0637	LH Deck Hanger Bracket	34	736-0247	Flat Washer, .406 x 1.25 x .157
3	683-04335-4021	Deck Assembly	35	736-0270	Belleville Washer, .265 x .75 x .062
4	710-0347	Hex Screw, 3/8-16 x 1.75	36	737-04003D	Deck Wash Nozzle
5	710-04484	Hex Washer Screw, 5/16-18 x .75	37	738-04162A	Shoulder Spacer, .884 x .190
6	710-0528	Hex Screw, 5/16-18 x 1.25	38	938-04235	Shaft, 1/2 x 20.8
7	710-0599	Hex Washer Screw, 1/4-20 x .5	39	938-3056	Shoulder Bolt, 3/8-16 x .496 x 2.5
8	710-1260A	Hex Washer Screw, 5/16-18 x .75	40	942-04124	3-in-1 Blade
9	710-3015	Hex Screw, 1/4-20 x .75	41	942-04125	3-in-1 Blade
10	710-3103	Hex Screw, 5/16-18 x 2.0	42	747-1116	Deck Release Rod
11	912-0206	Hex Nut, 1/2-13	43	747-1130B	Deck Front Hanger Rod
12	712-04063	Hex Flange Lock Nut, 5/16-18	44	750-1206	Spacer, .542 x .75 x .5
13	712-04065	Hex Flange Lock Nut, 3/8-16	45	754-04153	V-Belt
14	712-0417A	Hex Flange Nut, 5/8-18	46	756-04129	Idler Pulley, 4.25
15	912-0641	Hex Nut, M16-1.5	47	756-0627D	Idler Pulley, 3.5
16	712-3006	Hex Nut, 1/4-20	48	783-0141-0637	Deck Center Skirt
17	912-3010	Hex Nut, 5/16-18	49	783-0142-0637	RH Deck Skirt
18	712-3083	Hex Lock Nut, 1/2-13	50	783-05118	Idler Bracket
19	914-0111	Cotter Pin, 3/32 x 1.0	51	783-05397-0637	Roller Height Bracket
20	714-0162	Cotter Pin, 5/32 x 1.25	52	783-05463	Idler Support Bracket
21	715-0108	Spring Pin, 1/4 x 1.0	53	783-0747B-0637	LH Deck Belt Cover
22	917-04074	Deck Adjust Gear	54	783-0805C-0637	RH Deck Belt Cover
23	921-04041	Water Nozzle Adapter	55	710-0134	Carriage Screw, 1/4-20 x .62
24	726-0233	Push Nut, .25 x .5	56	712-3087	Wing Nut, 1/4-20
25	726-0269	Push Nut, 3/8	57	731-05264	Mulch Plug
26	731-05679	Front Roller	58	756-1188	Deck Pulley, 5.75
27	932-0306A	Compression Spring, .531 x 1.75	59	750-04936	Spacer, .792 x 1.060 x 1.860
28	932-0594A	Extension Spring, .91 x 7.33	60	941-0919	Ball Bearing
29	732-0826A	Extension Spring, .865 x 4.68	61	738-1186A	Spindle Shaft, 6.05
30	734-04155	Deck Wheel, 5.0	62	937-3000	Lube Fitting
31	736-0100	Flat Washer, .531 x 1.25 x .036	63	619-04205	Spindle Housing
32	936-0119	Lock Washer, 5/16	64	914-04023	Internal Cotter Pin

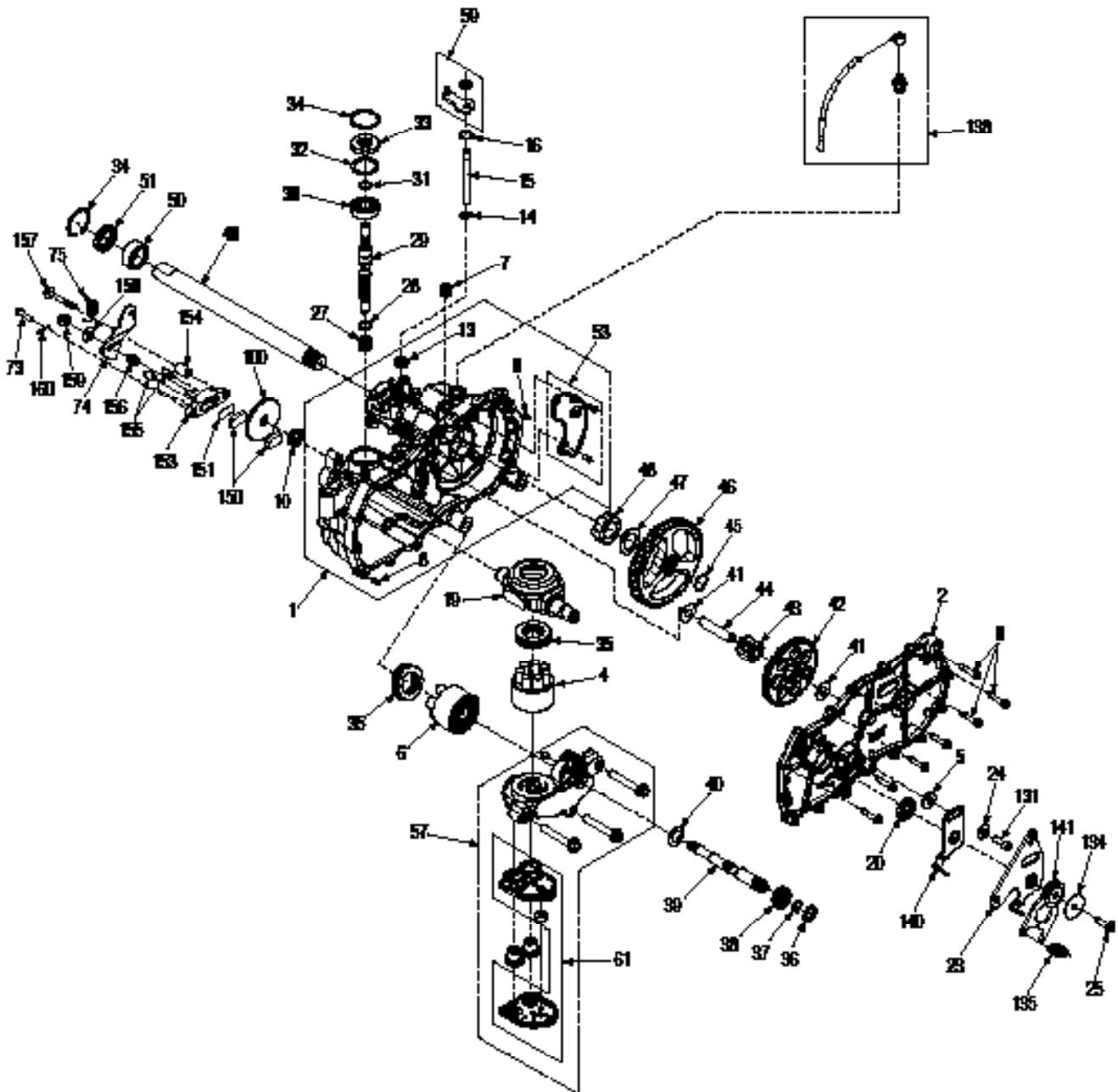
# 50" Deck i1050



Ref.	Part Number	Description
1	96606	Hook Retainer Bracket
2	918-04126A	Spindle Assembly
3	683-0254B-0637	LH Deck Hanger Bracket
4	683-04336A-4021	Deck Assembly
5	703-3279-4021	Chute Stop Bracket
6	703-3511A-0637	Finger Guard
7	710-0347	Hex Screw, 3/8-16 x 1.75
8	710-0528	Hex Screw, 5/16-18 x 1.25
9	710-0599	Hex Washer Screw, 1/4-20 x .5
10	710-0607	Hex Washer Screw, 5/16-18 x .5
11	710-1260A	Hex Washer Screw, 5/16-18 x .75
12	710-0520	Hex Screw, 3/8-16 x 1.50
13	710-3103	Hex Screw, 5/16-18 x 2.0
14	710-3168	Carriage Screw, 3/8-16 x 1.0
15	710-3178	Carriage Screw, 3/8-16 x .75
16	911-0332	Clevis Pin, .5 x .78
17	631-04070A	Discharge Chute Assembly
18	912-0206	Hex Nut, 1/2-13
19	712-0229	Push Nut, 3/8
20	712-04063	Hex Flange Lock Nut, 5/16-18
21	712-04065	Hex Flange Lock Nut, 3/8-16
22	712-0417A	Hex Flange Nut, 5/8-18
23	912-0641	Hex Nut, M16-1.5
24	912-3010	Hex Nut, 5/16-18
25	712-3083	Hex Lock Nut, 1/2-13
26	756-1171	Deck Pulley
27	914-0145	Click Pin, .092 x 1.64
28	714-0162	Cotter Pin, 5/32 x 1.25
29	914-0470	Cotter Pin, 1/8-1.25
30	715-0108	Spring Pin, 1/4 x 1.0
31	917-04074	Deck Adjust Gear
32	921-04041	Water Nozzle Adapter

Ref.	Part Number	Description
33	731-05679	Front Roller
34	932-0306A	Compression Spring, .531 x 1.75
35	732-0459C	Extension Spring, .94 x 6.74
36	734-04155	Deck Wheel
37	936-0119	Lock Washer, 5/16
38	736-0225	Lock Washer, 5/8
39	936-0300	Flat Washer, .406 x .875 x .059
40	737-04003D	Deck Wash Nozzle
41	738-04162A	Shoulder Spacer, .884 x .190
42	938-04235	Shaft, .5 x 20.8
43	938-3056	Shoulder Bolt, 3/8-16 x .496 x 2.5
44	942-04053C	2-in-1 Blade
45	747-1116	Deck Release Rod
46	747-1324	Deck Front Hanger Rod
47	750-1349A	Spacer, .79 x 1.84 x .55
48	750-1206	Spacer, .542 x .75 x .5
49	954-04077	V-Belt
50	756-04129	Idler Pulley, 4.25
51	783-04399-0637	LH Belt Cover
52	783-04400-0637	RH Belt Cover
53	783-04414-0637	Deck Center Skirt
54	783-04415-0637	RH Deck Skirt
55	783-05303-0637	Idler Bracket
56	783-05411A-0637	Height Adjust Bracket
57	783-0720A-0637	Front Deck Rod Bracket
58	914-04023	Internal Cotter Pin
59	731-04651	Mulch Plug
60	736-0315	Flat Washer, .76 x 1.5 x .12
61	937-3000	Lube Fitting
62	738-1010A	Spindle Shaft
63	747-0919-0637	Ball Bearing
64	750-1000	Spacer, .80 x 1.10 x 1.322

# RH Transmission Assembly



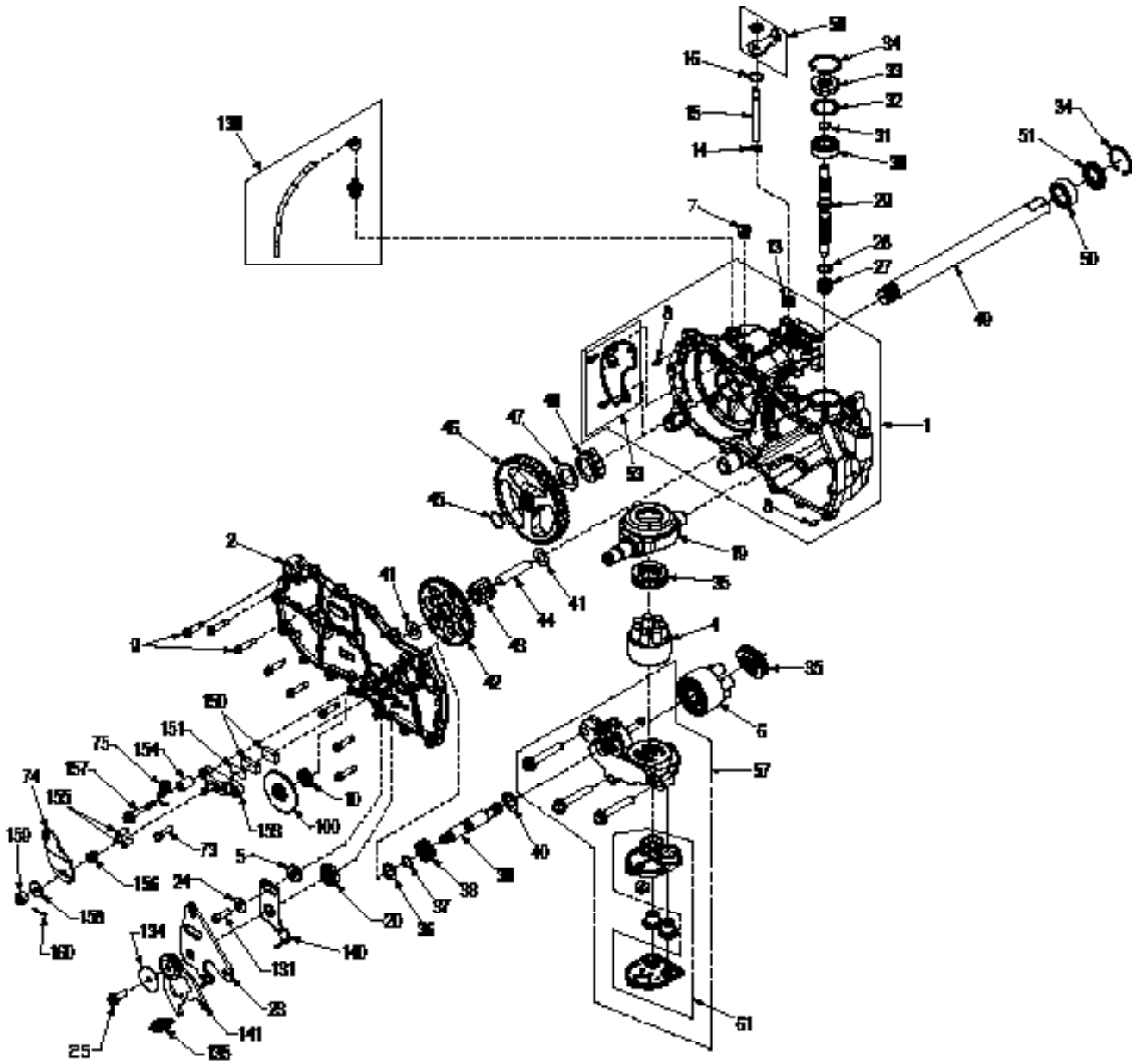


## RH Transmission Assembly

Ref.	Part No.	Description
1	HG-71585	RH Housing Assembly
2	HG-71586	RH Side Assembly
4	HG-70723	Block Kit — 7 Piston
5	HG-52527	Spacer, .32 x 1.005 x .179
6	HG-70331	Cylinder Block Assembly
7	HG-9005110-5600	Straight Thread Plug
8	HG-9004800-2506	Pin
9	HG-51190	Hex Flange Screw
10	HG-70719	Oil Seal
13	HG-51626	Lip Seal
14	HG-51628	Retaining Ring, .375
15	HG-51625	Bypass Rod
16	HG-51627	Retaining Ring, .75
19	HG-51048	Trunnion Swashplate
20	HG-51140	Lip Seal
23	HG-52682	Control Arm
24	736-0371	Flat Washer, .34 x .88 x .06
25	HG-51812	Screw, 5/16-24 x 1.0
27	HG-2003014	Block Spring
28	HG-2003017	Thrust Washer
29	HG-51062	Input Shaft
30	HG-50315	Ball Bearing
31	HG-2000022	Retaining Ring
32	HG-50951	Spacer
33	HG-51161	Lip Seal
34	HG-50329	Retaining Ring
35	HG-50551P	Thrust Bearing
36	HG-44371	Flat Washer, 5/8 x 1.0 x .05
37	HG-44145	Retaining Ring
38	HG-51767	Pinion Gear, 12T
39	HG-52579	Motor Shaft
40	HG-51069	Motor Shaft Washer
41	HG-50132	Washer, HT
42	HG-51766	Gear, 10T/49T
43	HG-51043	Jackshaft Gear, 10T

Ref.	Part No.	Description
44	HG-51083	Jackshaft Pin
45	HG-52531	Retaining Ring
46	HG-52541	Bull Gear, 52T
47	HG-52532	Washer, 1.018 x 1.57 x .105
48	HG-52542	Sleeve Bearing
49	HG-52683	Axle Shaft
50	HG-51517	Sleeve Bearing
51	HG-51518	Lip Seal
53	HG-70868R	RH Expansion Plate Kit
57	HG-71530	RH Center Section Kit
59	HG-71006	RH Bypass Arm Kit
61	HG-71497	Filter Assembly
73	HG-44433	Hex Screw
74	HG-44094	Brake Arm
75	HG-50884	Brake Spring
100	HG-52473	Brake Rotor
131	HG-71341	Patch Screw, 5/16-24 x 1
134	HG-51950	Washer, .343 x 1.5 x .062
135	HG-52401	Extension Spring
138	HG-71510	Breather Kit
140	HG-51946	Neutral Arm
141	HG-52432	Scissors Arm Kit
150	917-0678	Brake Puck
151	917-0682	Puck Plate
153	HG-62589	Brake Yoke Assembly
154	HG-23711	Torsion Spring Spacer
155	941-0343	Actuating Pin
156	HG-50919	Brake Spring
157	HG-51146	Special Flange Bolt
158	736-0371	Flat Washer
159	912-0273	Castle Nut, 5/16-24
160	914-0507	Cotter Pin, 3/32 x .75
NS	HG-50928	Sealant
NS	HG-70853	Seal Kit

# LH Transmission Assembly

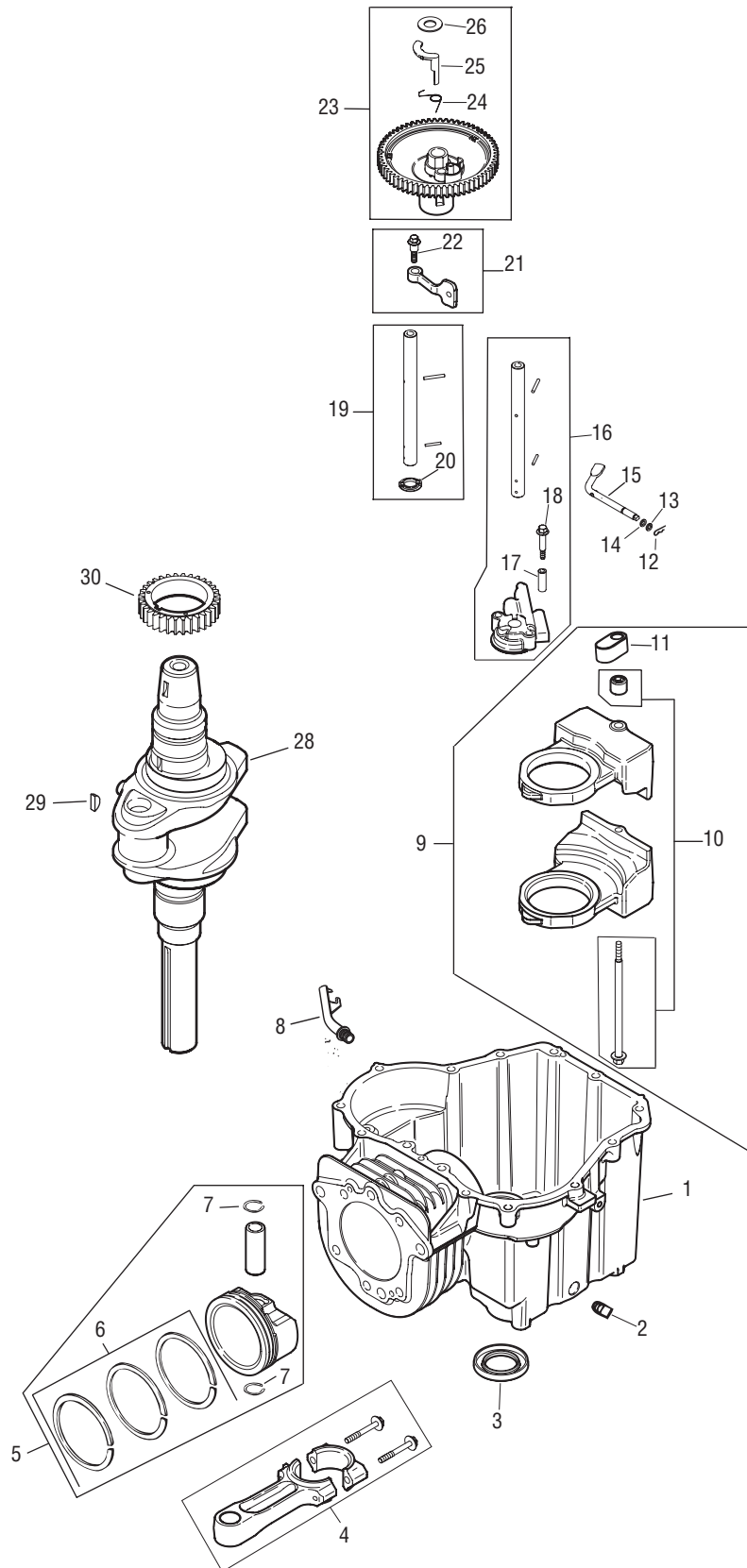


# LH Transmission Assembly

Ref.	Part No.	Description
1	HG-71030L	LH Housing Assembly
2	HG-71031L	LH Side Assembly
4	HG-70723	Block Kit — 7 Piston
5	HG-51949	Spacer, .32 x 1.005 x .179
6	HG-70331	Cylinder Block Assembly
7	HG-9005110-5600	Straight Thread Plug
8	HG-9004800-2506	Pin
9	HG-51190	Hex Flange Screw
10	HG-70719	Oil Seal
13	HG-51626	Lip Seal
14	HG-51628	Retaining Ring, .375 Ext.
15	HG-51625	Bypass Rod
16	HG-51627	Retaining Ring, .75
19	HG-51048	Trunnion Swashplate
20	HG-51140	Lip Seal
23	HG-52681	Control Arm
24	736-0371	Flat Washer, .34 x .88 x.06
25	HG-51812	Screw, 5/16-24 x 1.0
27	HG-2003014	Block Spring
28	HG-2003017	Thrust Washer
29	HG-51062	Input Shaft
30	HG-50315	Ball Bearing
31	HG-2000022	Retaining Ring
32	HG-50951	Spacer
33	HG-51161	Lip Seal
34	HG-50329	Retaining Ring
35	HG-50551P	Thrust Bearing
36	HG-44371	Flat Washer, 5/8 x 1.0 x .05
37	HG-44145	Retaining Ring
38	HG-51767	Pinion Gear, 12T
39	HG-52579	Motor Shaft
40	HG-51069	Motor Shaft Washer
41	HG-50132	Washer, HT
42	HG-51766	Gear, 10T/49T
43	HG-51043	Jackshaft Gear, 10T

Ref.	Part No.	Description
44	HG-51083	Jackshaft Pin
45	HG-52531	Retaining Ring
46	HG-52541	Bull Gear, 52T
47	HG-52532	Washer, 1.018 x 1.57 x .105
48	HG-52542	Sleeve Bearing
49	HG-52683	Axle Shaft
50	HG-51517	Sleeve Bearing
51	HG-51518	Lip Seal
53	HG-70868L	Expansion Plate Kit
57	HG-71529	Center Section Kit
59	HG-71357	Bypass Arm Kit
61	HG-71497	Filter Assembly
73	HG-44433	Hex Screw
74	HG-44094	Brake Arm
75	HG-50884	Brake Spring
100	HG-52473	Brake Rotor
131	HG-71341	Patch Screw, 5/16-24 x 1
134	HG-51950	Washer, .343 x 1.5 x .062
135	HG-52401	Extension Spring
138	HG-71510	Breather Kit
140	HG-51945	Neutral Arm
141	HG-52432	Scissors Arm Kit
150	917-0678	Brake Puck
151	917-0682	Puck Plate
153	HG-62589	Brake Yoke Assembly
154	HG-23711	Torsion Spring Spacer
155	941-0343	Actuating Pin
156	HG-50919	Brake Spring
157	HG-51146	Special Flange Bolt
158	736-0371	Flat Washer
159	912-0273	Castle Nut, 5/16-24
160	914-0507	Cotter Pin, 3/32 x .75
NS	HG-50928	Sealant
NS	HG-70853	Seal Kit

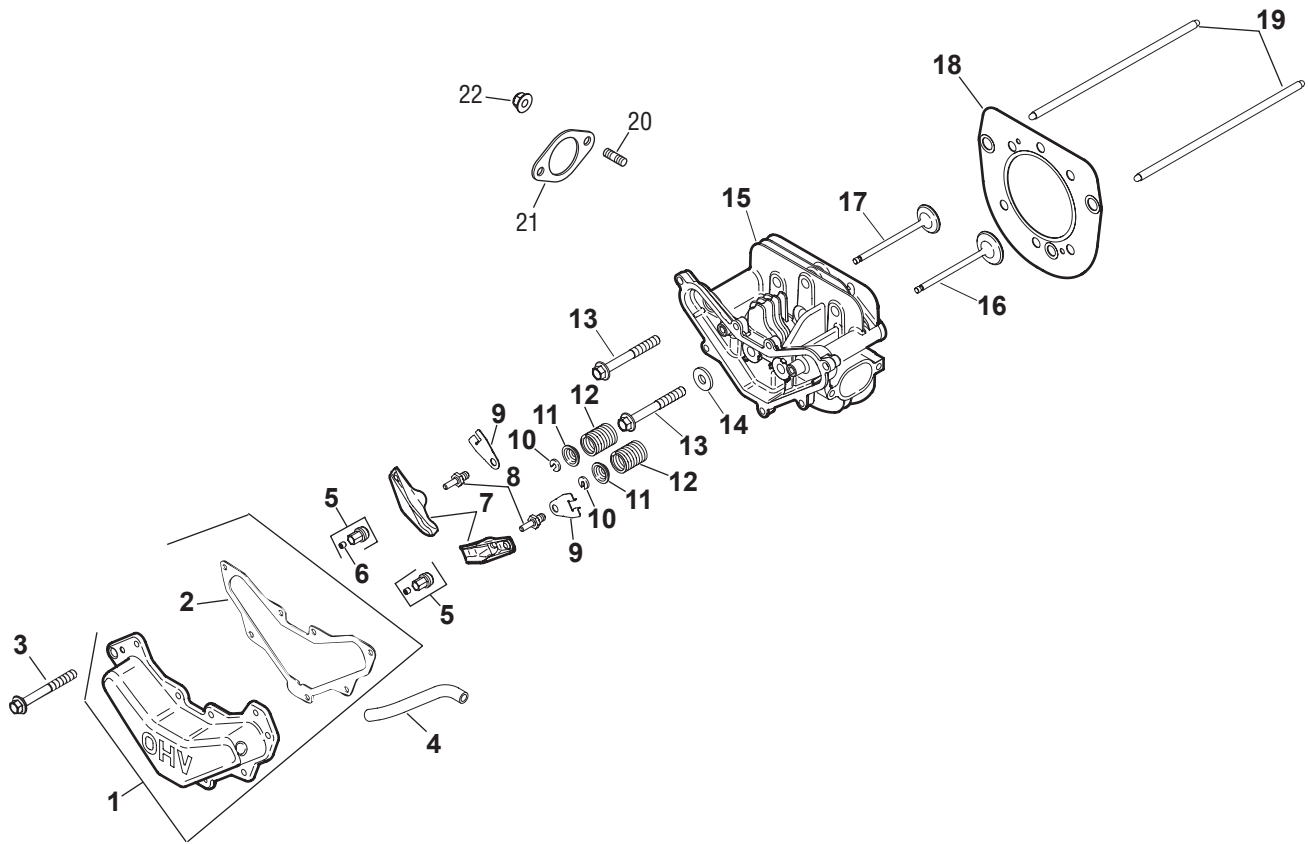
# Kohler SV540-0020 Crankcase, Crankshaft & Dipstick



## Kohler SV540-0020 Crankcase, Crankshaft & Dipstick

Ref.	Part No.	Description
1	—	Crankcase, Use Short Block KH-20-522-02
2	KH-25-139-57-S	Square Head Pipe Plug, 3/8"
3	KH-20-032-01-S	Oil Seal
4	KH-20-067-04-S	Connecting Rod
5	KH-20-874-05-S	Piston w/ Ring Set (Inc. 6 & 7)
6	KH-20-108-02-S	Ring Set (89 mm)
7	KH-20-018-04-S	Piston Pin Retainer
8	KH-20-123-02-S	Drainback Tube
9	KH-20-755-04-S	Balance Weight Kit (Inc. 10 & 11)
10	KH-20-086-16-S	Screw/Guide Pin Kit
11	KH-20-423-02-S	Guide Shoe
12	KH-12-154-05	Hitch Pin Clip
13	KH-M-631015	Plain Washer
14	KH-X-25-102-S	Plain Washer
15	KH-20-144-02-S	Governor Cross Shaft
16	KH-20-393-02-S	Oil Pump Assembly (Inc. 17-19)
17	KH-20-112-02-S	Oil Pump Screw Spacer
18	KH-20-086-13-S	Oil Pump Screw
19	KH-20-144-11-S	Cam Shaft Center – Exhaust
20	KH-20-468-01-S	Thrust Washer
21	KH-20-090-01-S	Cam Lever Assembly (Inc. 22)
22	KH-20-086-06-S	Shoulder Screw
23	KH-20-010-04-S	Cam Gear Assembly (Inc. 24-26)
24	KH-20-089-06-S	ACR Spring
25	KH-20-044-16-S	ACR Weight
26	KH-20-468-03-S	Thrust Washer – ACR
28	KH-20-014-20-S	Crankshaft
29	KH-X-42-15	Key, 3/16"
30	KH-20-043-12-S	Crankshaft Gear
NS	KH-20-755-05-S	Gasket Set

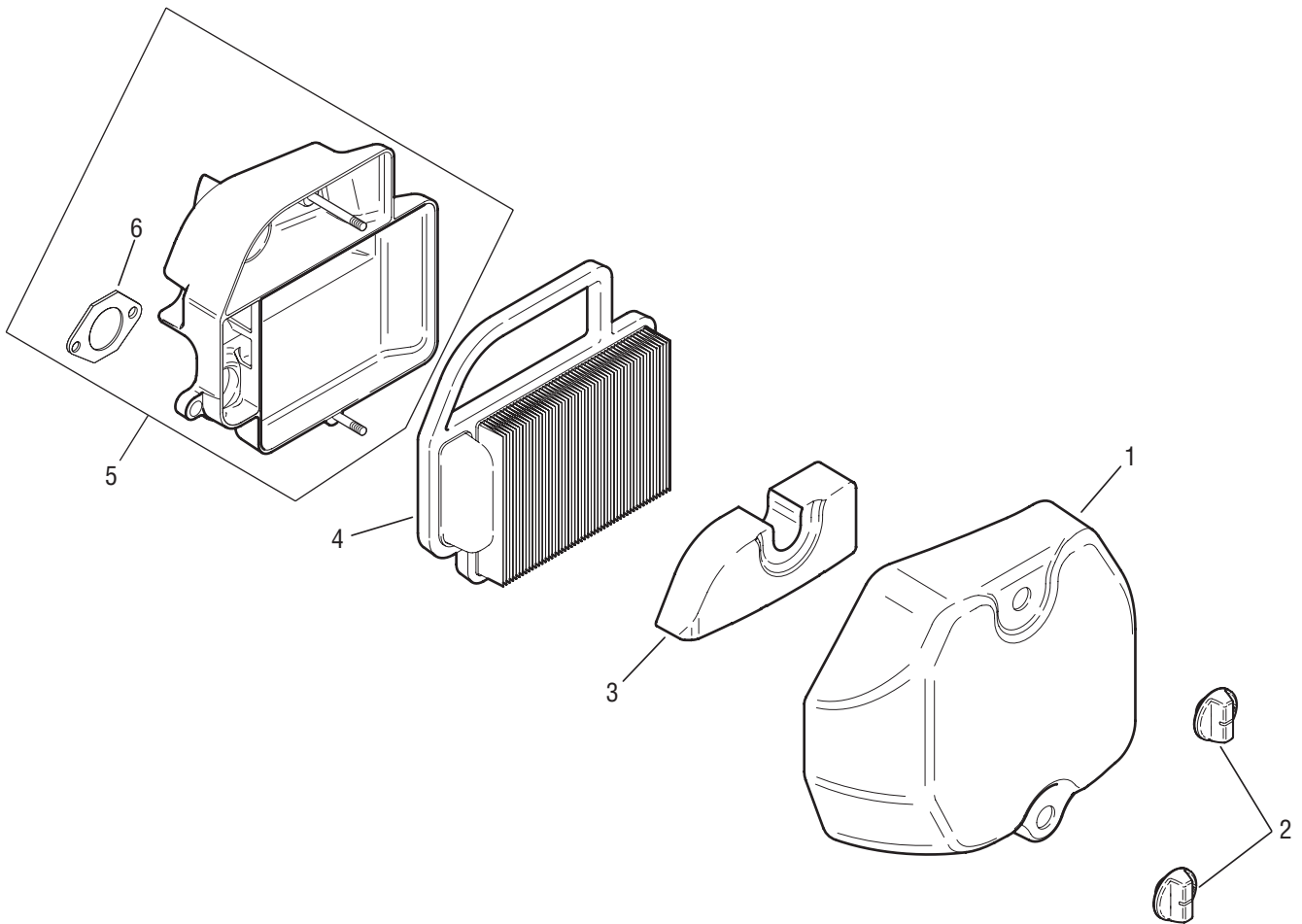
# Kohler SV540-0020 Cylinder Head, Valves & Breather



Ref.	Part Number	Description
1	KH-20-096-07-S	Valve Cover Kit (Inc. 2)
2	KH-20-041-17-S	Valve Cover Gasket
3	KH-M-645020-S	Hex Flange Screw, M6 x 1.0 x 20
4	KH-20-326-20-S	Breather Hose
5	KH-20-599-03-S	Rocker Arm Pivot
6	KH-20-086-04-S	Set Screw
7	KH-20-186-01-S	Rocker Arm
8	KH-20-072-08-S	Rocker Stud
9	KH-20-146-03-S	Push Rod Guide Plate
10	KH-20-062-01-S	Retainer Lock
11	KH-20-173-01-S	Valve Spring Cap
12	KH-20-089-03-S	Valve Spring

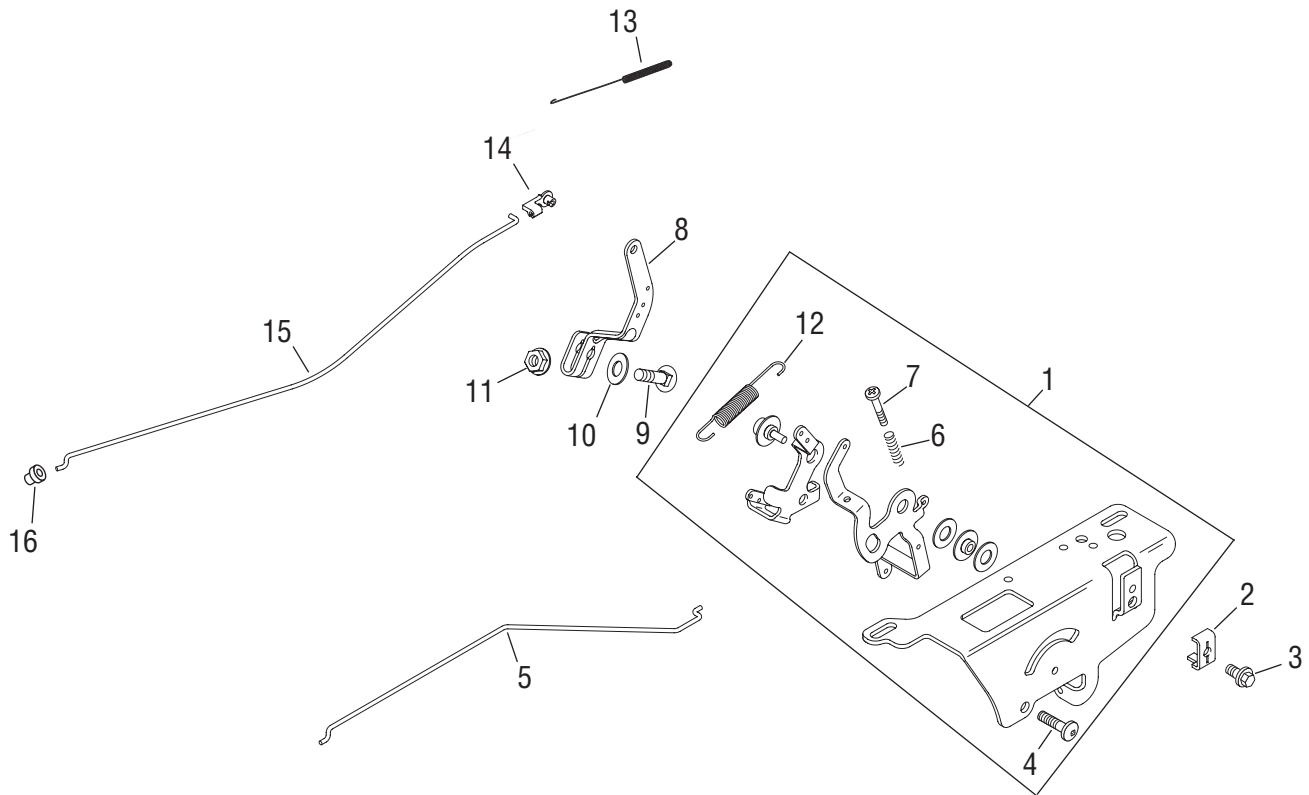
Ref.	Part Number	Description
13	KH-20-086-02-S	Hex Flange Screw, M10 x 1.5 x 37
14	KH-12-468-05	Flat Washer, 1/2"
15	KH-20-318-07-S	Cylinder Head
16	KH-20-016-01-S	Exhaust Valve
17	KH-20-017-01-S	Intake Valve
18	KH-20-841-02-S	Head Gasket Kit, (Inc. 13, 14, KH-12-041-01-S, KH-12-041-02-S & KH-20-041-07-S)
19	KH-20-411-04-S	Push Rod
20	KH-25-072-04	Exhaust Stud
21	KH-20-041-12-S	Gasket
22	712-3086	Hex Flange Nut, M8 x 1.25

# Kohler SV540-0020 Air Intake & Filtration



Ref.	Part Number	Description
1	KH-20-096-04-S	Air Cleaner Cover
2	KH-25-341-04-S	Cover Knob
3	KH-20-083-03-S	Pre-Cleaner Element
4	KH-20-083-02-S	Air Cleaner Element
5	KH-20-094-04-S	Air Cleaner Base Kit (Inc. 6)
6	KH-12-041-02	Air Cleaner Base Gasket

# Kohler SV540-0020 Engine Controls

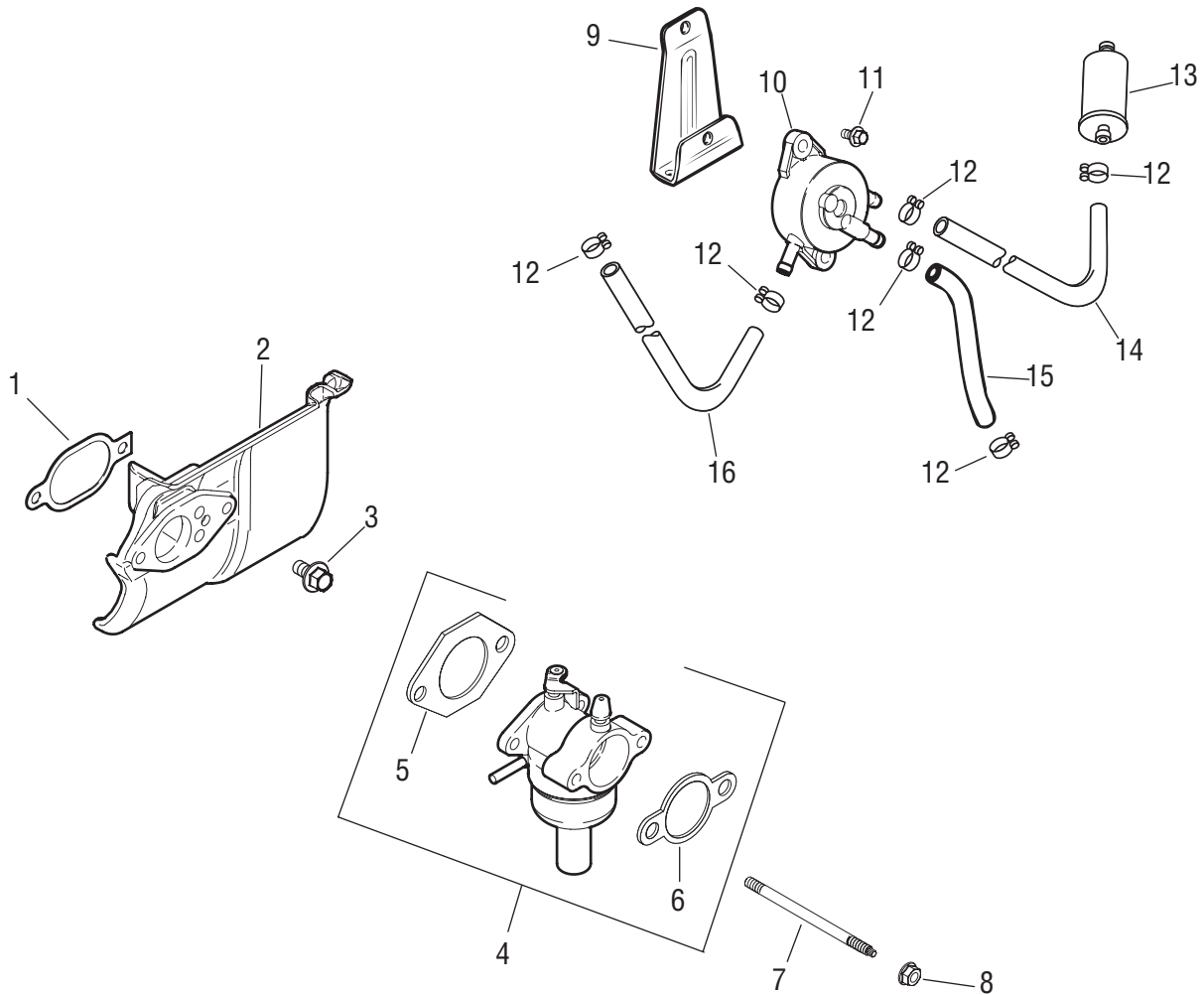


Ref.	Part Number	Description
1	KH-20-536-05-S	Speed Control Assembly (Inc. 4,6,7 & 12)
2	KH-12-237-01	Cable Clamp
3	KH-M-545016-S	Hex Flange Screw. M5 x 0.8 x 16
4	KH-M-664020-S	Screw, M6 x 1.0 x 20
5	KH-20-079-05-S	Choke Linkage
6	KH-12-089-11	Speed Control Spring
7	KH-20-086-10-S	Hex Flange Screw, M4 x 0.7 x 25
8	KH-20-090-02-S	Governor Lever

Ref.	Part Number	Description
9	KH-52-211-04	Bolt, 1/4-20 x 1
10	KH-X-22-11	Lock Washer, 1/4
11	KH-12-100-07	Hex Flange Nut, 1/4-20
12	KH-20-089-11-S	Governor Spring
13	KH-20-089-10-S	Linkage Spring
14	KH-25-158-11	Throttle Linkage bushing
15	KH-20-079-07-S	Throttle Linkage
16	KH-25-158-08	Linkage Retaining bushing



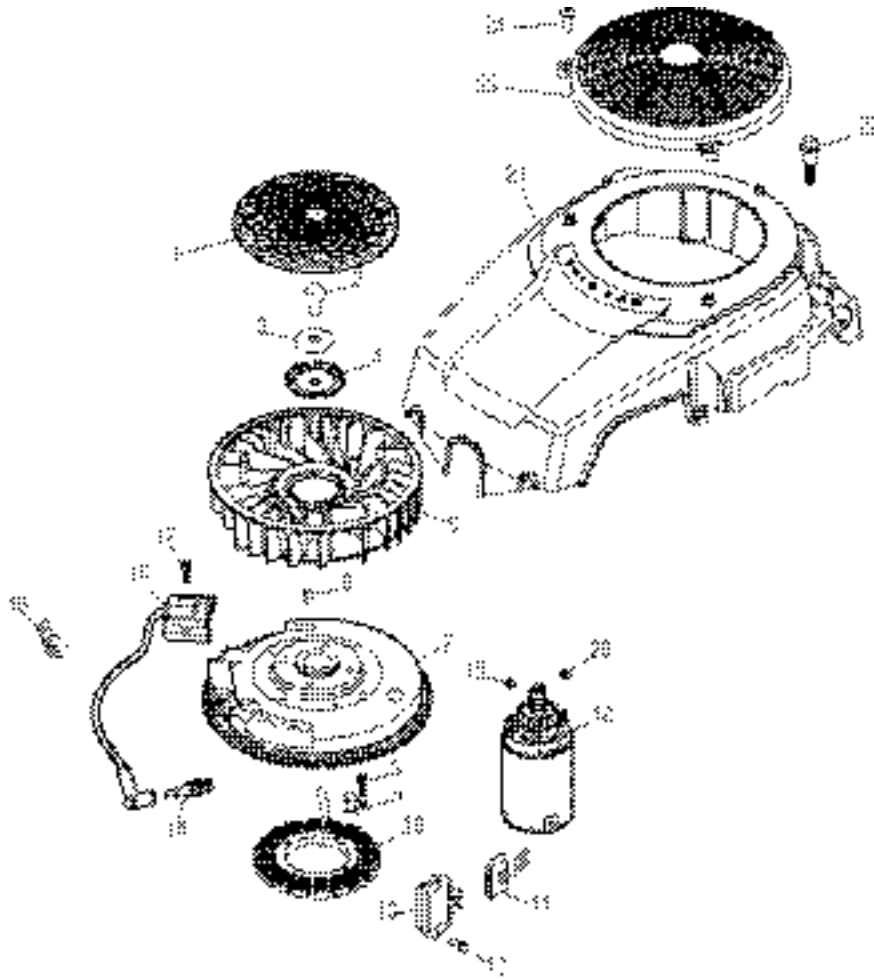
# Kohler SV540-0020 Fuel System



Ref.	Part Number	Description
1	KH-20-041-17-S	Heat Deflector Gasket
2	KH-20-265-07-S	Heat Deflector
3	KH-M-651020-S	Hex Flange Screw, M6 x 1.0 x 20
4	KH-20-853-33-S	Carburetor w/ Gaskets (Inc. 5 & 6)
5	KH-12-041-01	Carburetor Gasket
6	KH-12-041-02	Air Cleaner Gasket
7	KH-20-072-05-S	Carburetor Mounting Stud
8	KH-M-641060-S	Hex Flange Nut, M6 x 1.0
9	KH-20-126-02-S	Fuel Pump Mounting Bracket
10	KH-24-393-16	Fuel Pump
11	KH-M-0545010	Hex Flange Screw
12	KH-25-237-14-S	Hose Clamp

Ref.	Part Number	Description
13	KH-25-050-22-S1	Fuel Filter
14	KH-20-353-01-S	Fuel Line, 15.75 (Pump to Filter)
15	KH-41-353-15-S	Fuel Line, 2 (Pump to Carburetor)
16	KH-52-353-20	Fuel Line, 10" (Pump to Fitting)
NS	751-0535-10	Fuel Line Sleeve
NS	KH-X-22-11	Lock Washer, ¼ (Ground)
NS	KH-12-757-02	Float Kit
NS	KH-12-757-03	Carburetor Repair Kit
NS	KH-12-757-33	Solenoid Repair Kit
NS	KH-12-757-37-S	Bowl Replacement Kit w/ Gaskets
NS	KH-12-454-03-S	Wire Tie

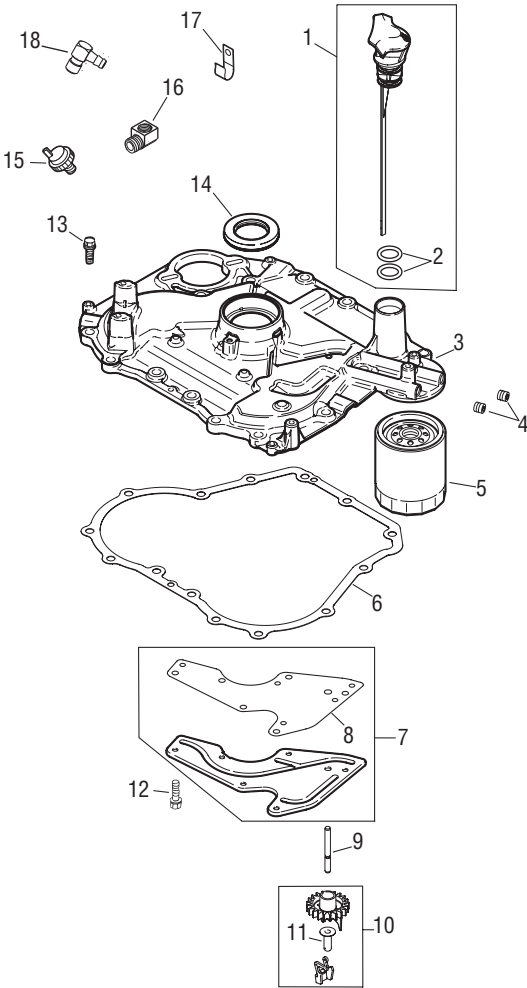
# Kohler SV540-0020 Starter, Ignition-Electrical & Blower Housing



Ref.	Part Number	Description
1	KH-20-162-02-S	Grass Screen
2	KH-12-086-14	Hex Flange Screw, M10-1.5 X 46
3	KH-12-468-03	Flat Washer
4	KH-20-146-05-S	Fan Mounting Plate
5	KH-20-157-01-S	Fan
6	KH-X-42-15	Woodruff Key
7	KH-20-025-40-S	Flywheel
8	KH-20-086-17-S	Hex Socket Screw
9	KH-20-154-02-S	Wire Clip
10	KH-237878	Stator kit
11	KH-25-155-41-S	Body Connector (3 Contact)
12	KH-M-545020-S	Hex Flange Screw
13	KH-41-403-09	Rectifier — Regulator
14	759-3336	Spark Plug

Ref.	Part Number	Description
15	KH-231285-S	Cable Clip
16	KH-20-584-03-S	Ignition Module
17	KH-M-561025-S	Hex Socket Screw
18	KH-20-098-05-S	Inertia Drive Starter Assembly
19	KH-25-100-31-S	Hex Flange Nut
20	KH-12-100-07	Hex Flange Nut, 1/4-20
21	KH-20-755-11-S	Blower Housing
22	KH-20-086-06-S	Shoulder Screw, M5-0.8 X 36
23	KH-20-314-06-S	Fixed Guard
24	KH-24-086-41	Tapping Screw
NS	KH-20-237-01-S	Wire Clamp (Clamps Harness To Blower)
NS	KH-20-176-07-S	Harness, Wiring

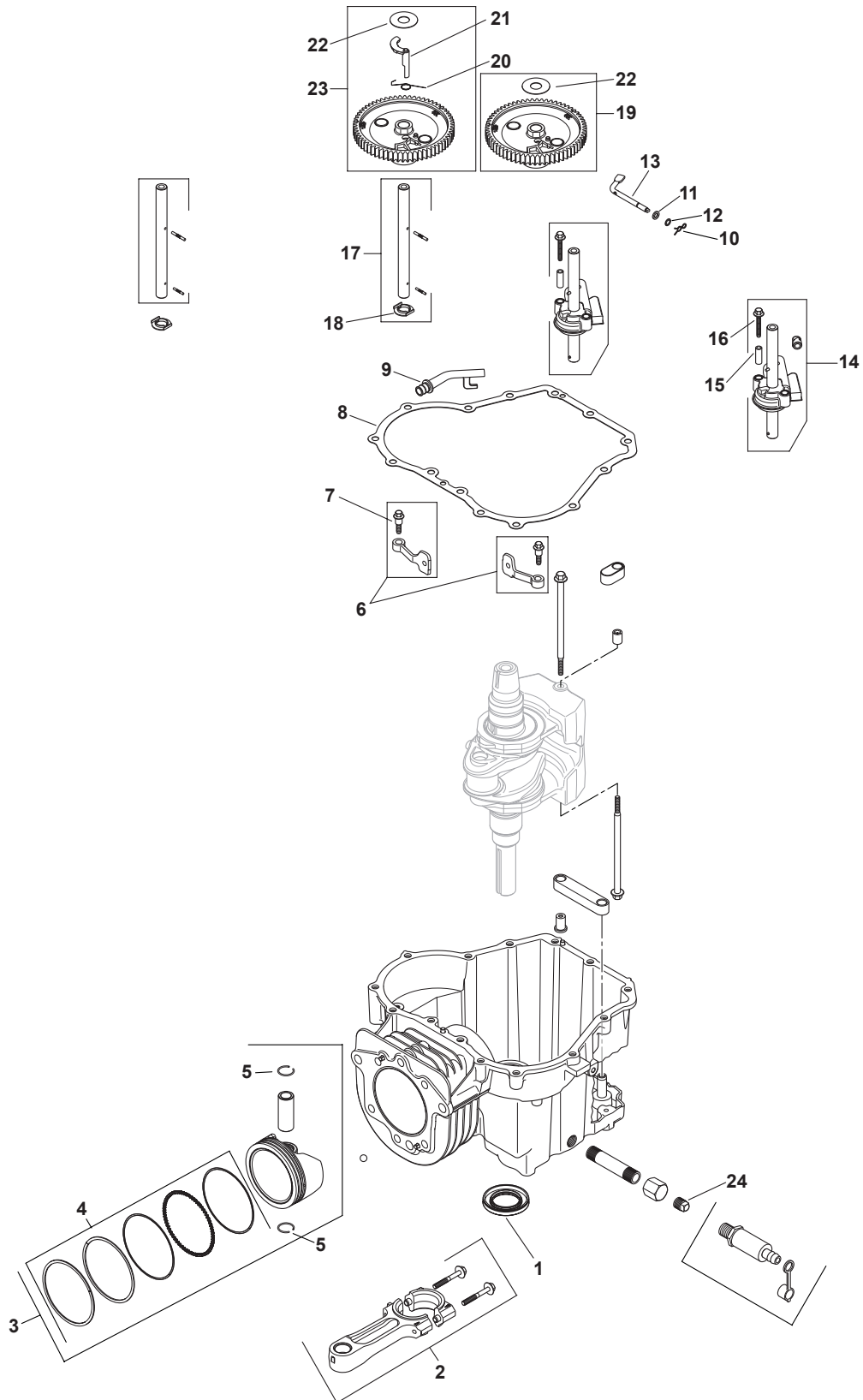
# Kohler SV540-0020 Oil Pan & Lubrication



Ref.	Part Number	Description
1	KH-20-040-03-S	Dipstick Assembly Kit, (Inc. 2)
2	KH-20-153-01-S	Dipstick O-Ring
3	KH-20-009-10-S	Closure Plate Assy. (Inc. 4, 10 & 11)
4	KH-25-139-60-S	Pipe Plug
5	KH-12-050-01-S	Oil Filter
6	KH-20-041-01-S	Closure Plate Gasket
7	KH-20-096-02-S	Oil Passage Cover Kit (Inc. 8)
8	KH-20-041-02-S	Oil Passage Gasket
9	KH-20-144-03-S	Governor Gear Shaft
10	KH-20-310-07-S	Gear And Weight Assembly Kit (Inc. 11)

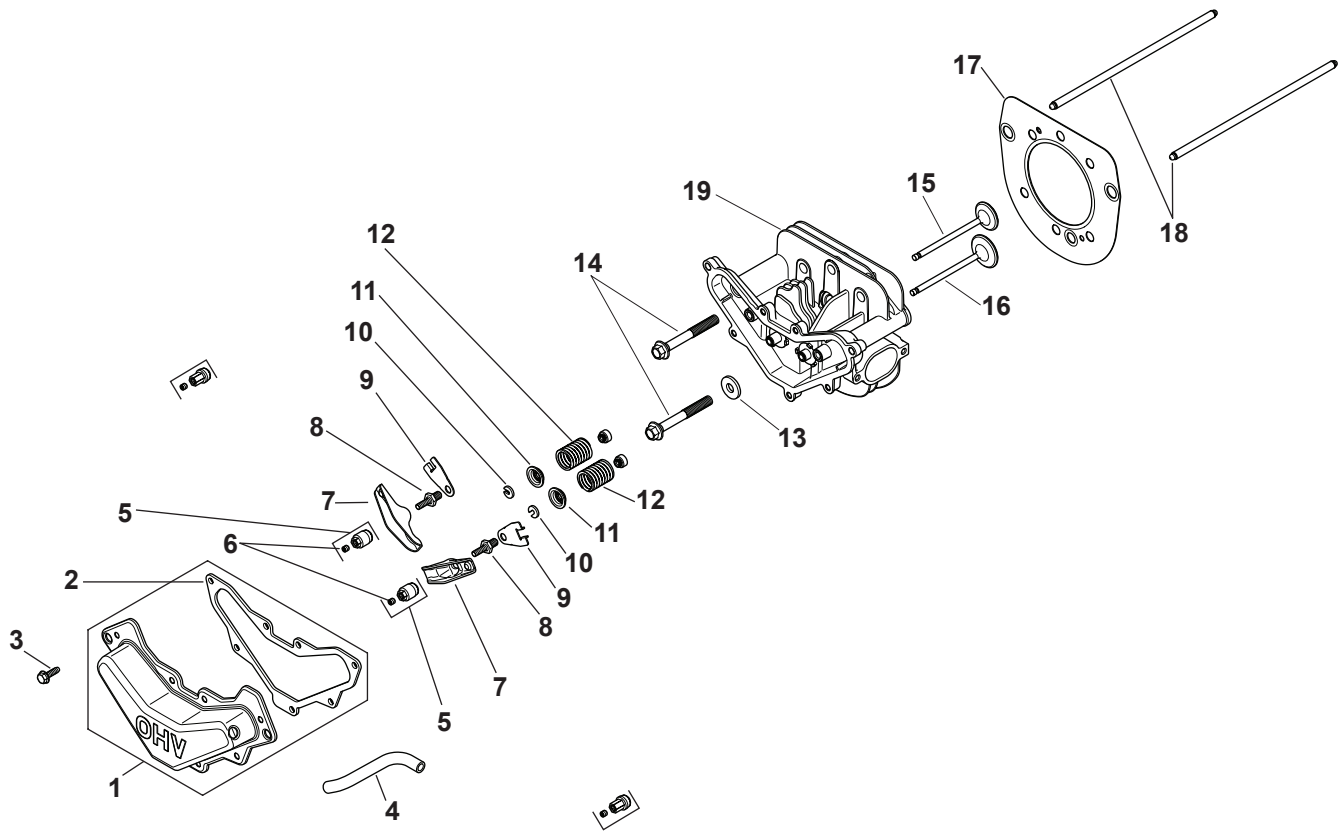
Ref.	Part Number	Description
11	KH-12-380-01	Governor Regulating Pin
12	KH-M-545013-S	Hex Flange Screw. M5 x 0.8 x 13
13	KH-M-851030-S	Hex Flange Screw, M8 x 1.25 x 30
14	KH-20-032-01-S	Oil Seal
15	KH-25-099-27-S	Pressure Switch
16	KH-25-054-13-S	Street Elbow
17	KH-231285-S	Cable Clip
18	KH-25-155-02	Connector, 90°

# Kohler SV540-0219 Crankcase



Ref.	Part No.	Description
1	KH-20-032-01-S	Oil Seal
2	KH-20-067-05-S	Connecting Assembly Rod
3	KH-20-874-09-S	Piston w/ Ring Set Kit, 94mm (Inc. 4 & 5)
4	KH-20-108-04-S	Ring Set, 94mm
5	KH-62-018-04-S	Piston Pin Retainer
6	KH-20-090-01-S	Cam Lever Assembly Kit (Inc. 7)
7	KH-20-086-06-S	Shd. Thd. Frm. Screw M6 x 1 x 26
8	KH-20-041-01-S	Closure Plate Gasket
9	KH-20-123-02-S	Drainback Tube
10	KH-12-154-05	Hitch Pin Clip
11	KH-M-631015	Flat Washer, 6 mm
12	KH-X-25-102-S	Flat Washer, ¼
13	KH-20-144-02-S	Governor Cross Shaft
14	KH-20-393-02-S	Oil Pump Assembly Kit (Inc. 8, 15 & 16)
15	KH-20-112-02-S	Oil Pump Screw Spacer
16	KH-20-086-13-S	Oil Pump Screw
17	KH-20-144-11-S	Cam Center Shaft Kit, Exhaust (Inc. 18)
18	KH-20-468-08-S	Thrust Washer
19	KH-20-010-04-S	Camshaft Assembly Kit (Inc. 20-22)
20	KH-20-089-06-S	ACR Spring
21	KH-20-044-23-S	ACR Weight
22	KH-20-468-03-S	Thrust-ACR Washer
23	KH-20-010-04-S	Camshaft Assembly Kit (Inc. 22)
24	KH-25-139-57-S	Sq. Hd. Pipe Plug, ¾
NS	—	Crankcase (Use Short Block)

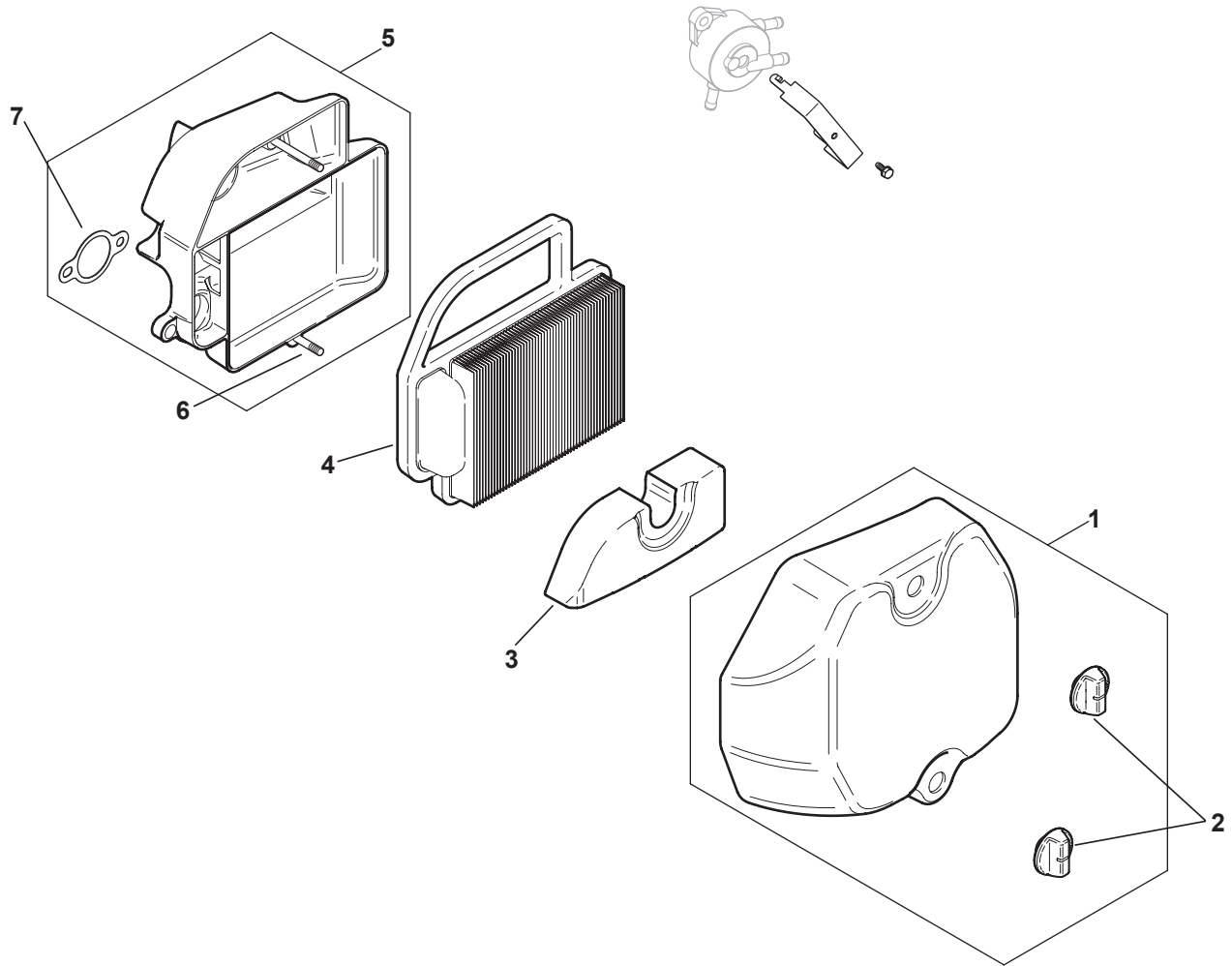
# Kohler SV540-0219 Cylinder Head, Valves & Breather



Ref.	Part Number	Description
1	KH-20-096-07-S	Valve Cover Kit (Inc. 2)
2	KH-20-041-13-S	Valve Cover Gasket
3	KH-M-645020-S	Flg. Thd. Frm. Screw, M6 x 1.0 x 20
4	KH-20-326-20-S	Breather Hose
5	KH-20-599-04-S	Rocker Pivot Assembly (Inc. 6)
6	KH-20-086-04-S	Set Screw
7	KH-20-186-01-S	Rocker Arm
8	KH-20-072-08-S	Rocker Stud
9	KH-20-146-03-S	Push Rod Guide Plate
10	KH-20-062-01-S	Retainer Lock
11	KH-20-173-01-S	Valve Spring Cap
12	KH-20-089-03-S	Valve Spring
13	KH-12-468-05	Flat Washer, $1\frac{3}{32}$
14	KH-20-086-02-S	Flange Screw, M10 x 1.5 x 80

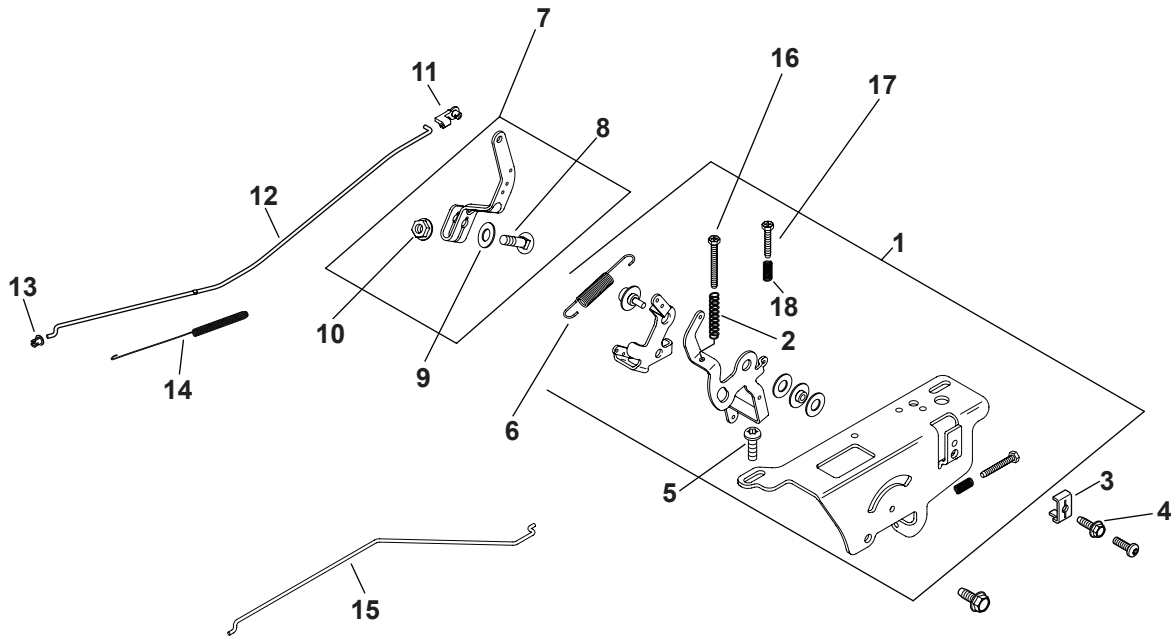
Ref.	Part Number	Description
15	KH-20-016-01-S	Exhaust Valve
16	KH-20-017-01-S	Valve, Exhaust Valve
17	KH-20-841-01-S	Cylinder Head Gasket Kit
—	KH-12-041-01	Carburetor Gasket
—	KH-12-041-02	Air Cleaner Base Gasket
—	KH-20-041-12-S	Exhaust Gasket
—	KH-20-041-18-S	Heat Deflector Gasket
—	KH-20-041-17-S	Heat Deflector Gasket
—	KH-25-086-87-S	Hex Socket Head Cap Screw
—	KH-X-21-1	Spring Lock Washer, $\frac{5}{16}$
18	KH-20-411-04-S	Push Rod
19	KH-20-318-11-S	Kit, Cylinder Head (Inc. KH-25-086-87-S & KH-X-21-1)

# Kohler SV540-0219 Air Intake & Filtration



Ref.	Part Number	Description
1	KH-20-096-04-S	Air Cleaner Cover Kit (Inc. KH-25-341-04-S)
2	KH-25-341-05-S	Cover Knob
3	KH-20-883-02-S1	Pre-Cleaner Element (Dry)
4	KH-20-883-02-S1	Air Cleaner Element
5	KH-20-094-04-S	Air Cleaner Base Kit (Inc 6 & 7)
6	KH-20-072-04-S	Air Cleaner Base Stud
7	KH-12-041-02	Air Cleaner Base Gasket

# Kohler SV540-0219 Engine Controls

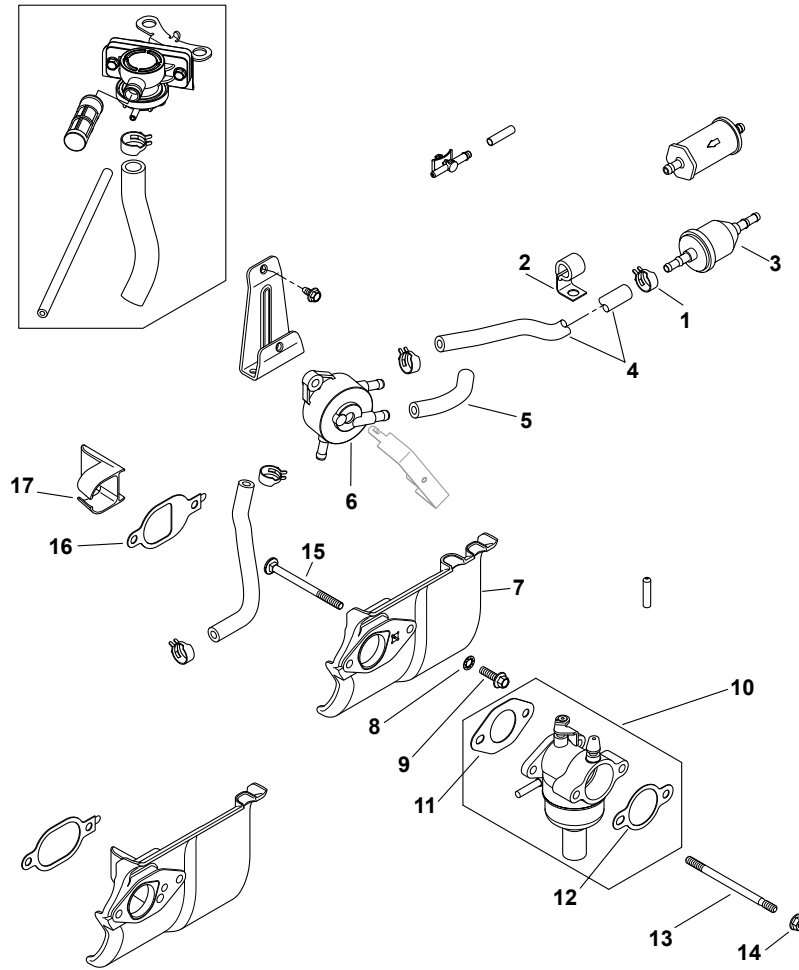


Ref.	Part Number	Description
1	KH-20-536-06-S	Speed Control Assembly Kit (Inc. 2, 6, 16-18 KH-25-086-297-S & KH-M-66420-S)
2	KH-20-089-12-S	Speed Control Spring (Long)
3	KH-12-237-01	Cable Clamp
4	KH-M-545016-S	Flg. Thd. Frm. Screw, M5 x 0.8 x 16
5	KH-M-664020-S	Lbd. Skt. Screw, M6 x 1.0 x 20
6	KH-20-089-11-S	Governor Spring
7	KH-20-090-11-S	Lever, Governor Assembly (Inc. 8-10)
8	KH-52-211-04	Rd. Hd. Sq. Nck. Bolt, 1/4-20 x 1

Ref.	Part Number	Description
9	KH-X-22-11	Internal Tooth Lock Washer, 1/4
10	KH-12-100-07	Hex Flange Nut, 1/4-20
11	KH-25-158-11	Throttle Linkage Bushing
12	KH-20-079-07-S	Throttle Linkage
13	KH-25-158-08	Linkage Retaining Bushing
14	KH-20-089-10-S	Linkage Spring
15	KH-20-079-05-S	Choke Linkage
16	KH-20-086-18-S	Phl. Thd. Frm. Screw, M4 x 0.7 x 38
17	KH-20-086-10-S	Phl. Thd. Frm. Screw, M4 x 0.7 x 25
18	KH-12-089-11	Speed Control Spring (Short)



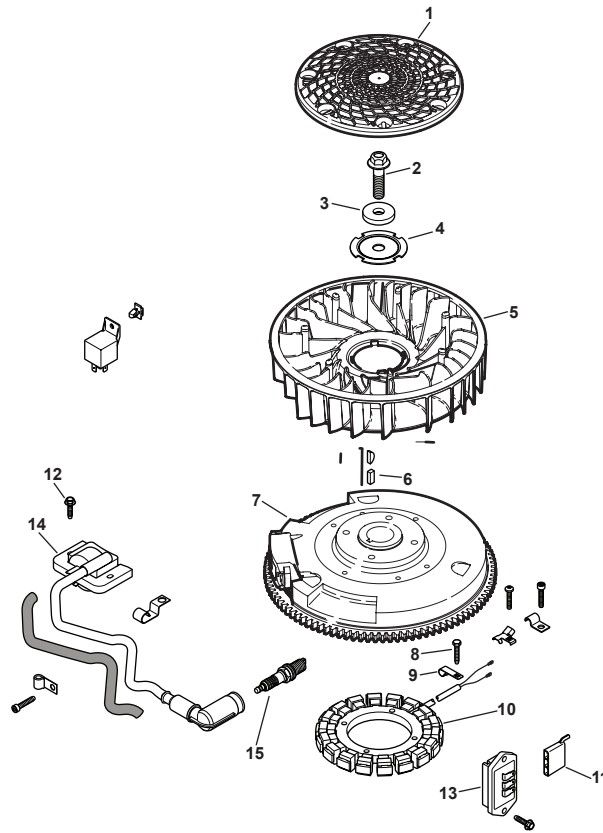
# Kohler SV540-0219 Fuel System



Ref.	Part Number	Description
1	KH-25-237-14-S	Hose Clamp, ½
2	KH-47-154-01-S	Cable Clip
3	KH-25-050-22-S	Fuel Filter
4	KH-25-111-34-S	Fuel Line, 24
5	KH-12-353-10	Fuel Line
6	KH-24-393-16	Fuel Pump
7	KH-20-265-09-S	Heat Deflector Kit (Inc. 12, 15-17)
8	KH-X-22-11	Internal Tooth Lock Washer, ¼
9	KH-M-651020-S	Flange Screw, M6 x 1.0 x 20
10	KH-20-853-51-S	Carburetor Service Kit (Inc. 11 & 12) (S/W KH-12-755-110-S, KH-12-757-02, KH-12-757-03, KH-12-757-33, KH-12- 757-37-S)
11	KH-12-041-01	Carburetor Gasket

Ref.	Part Number	Description
12	KH-12-041-02	Air Cleaner Base Gasket
13	KH-20-072-05-S	Stud, M6 x 1.0 x 100
14	KH-M-641060-S	Flange Nut, M6 x 1.0
15	KH-20-072-07-S	Carburetor Stud
16	KH-20-041-18-S	Heat Deflector Gasket
17	KH-20-332-01-S	Intake Port Insert
NS	KH-25-454-05-S	Tie
NS	KH-12-755-110-S	Choke Repair Kit
NS	KH-12-757-02	Float Repair Kit
NS	KH-12-757-03	Carburetor Repair Kit
NS	KH-12-757-33	Solenoid Repair Kit
NS	KH-12-757-37-S	Bowl Replacement Repair Kit

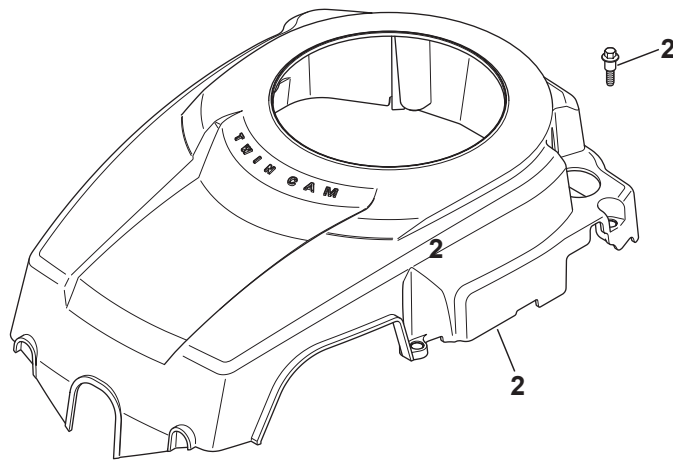
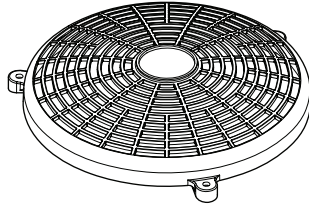
# Kohler SV540-0219 Ignition-Electrical



Ref.	Part Number	Description
1	KH-20-162-02-S	Grass Screen
2	KH-25-086-125-S	Hex Flange Screw
3	KH-25-468-09-S	Flat Washer
4	KH-20-146-05-S	Fan Mounting Plate
5	KH-20-157-01-S	Fan
6	KH-25-340-02-S	Straight Flywheel Key
7	KH-20-025-40-S	Flywheel
8	KH-M-548025-S	Thd. Frm. Screw, M5 x 0.8 x 25
9	KH-20-154-04-S	Wire Clip
10	KH-237878	15 Amp Stator Kit (Inc. KH-25-452-01-S)

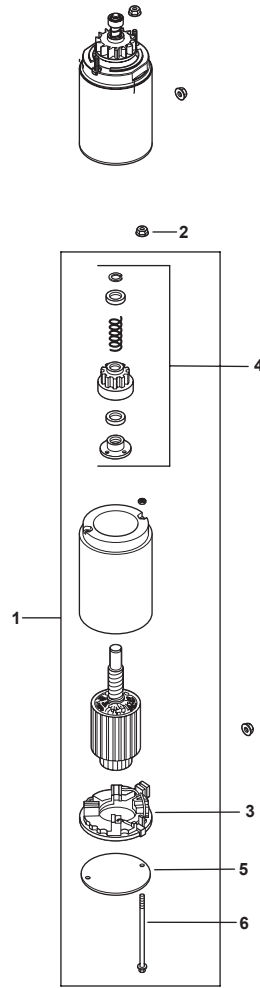
Ref.	Part Number	Description
11	KH-25-155-41-S	Connector
12	KH-M-545020-S	Flg. Thd. Frm. Screw, M5 x .8 x 20
13	KH-41-403-10-S	Regulator/Rectifier
14	KH-20-584-03-S	Ignition Module (CDI Fixed)
15	759-3336	Spark Plug
NS	KH-20-176-16-S	Wiring Harness
NS	KH-25-452-01-S	Terminal
NS	KH-25-454-05-S	Tie
NS	KH-20-237-01-S	Cable Clamp

# Kohler SV540-0219 Blower Housing & Baffles



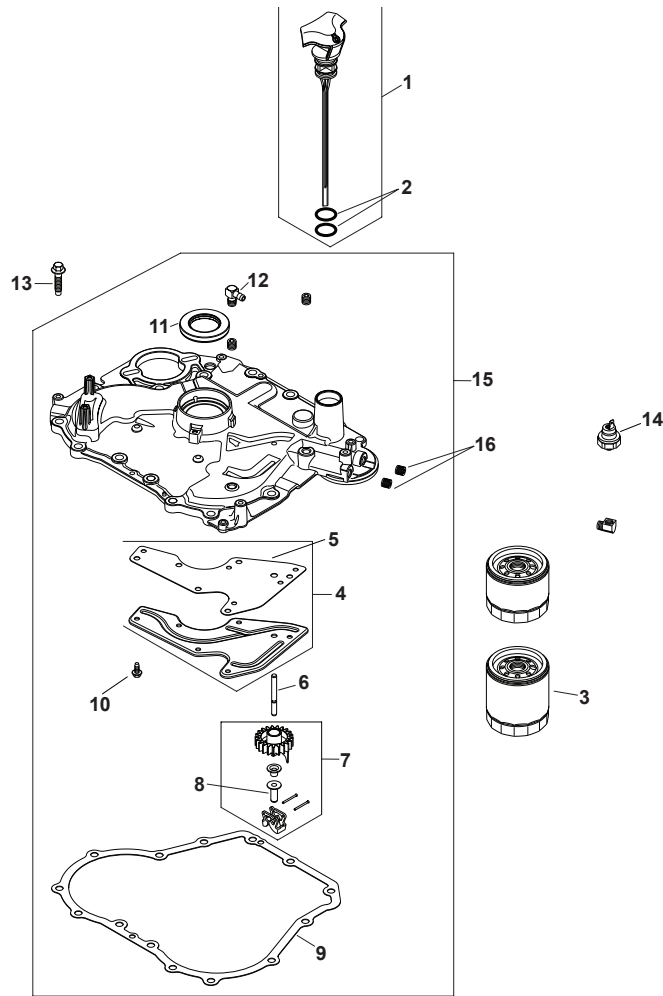
Ref.	Part Number	Description
1	KH-20-027-07-S	Blower Housing Kit (Inc.KH-41-037-10-S)
2	KH-20-086-06-S	Shd. Thd. Frm. Screw, M6 X 1 X 26
NS	KH-41-037-10-S	Service Nameplate

# Kohler SV540-0219 Starting System



Ref.	Part Number	Description
1	KH-20-098-05-S	Starter Assembly (Service With 3, 5 & 6)
2	KH-25-100-31-S	Free Spinning Flange Nut, #10-24
3	KH-12-221-02-S	Brush Kit
4	KH-20-755-12-S	Drive Kit (J.E.)
5	KH-20-227-01-S	Drive End Cap (J.E.)
6	KH-20-211-02-S	Thru Bolt

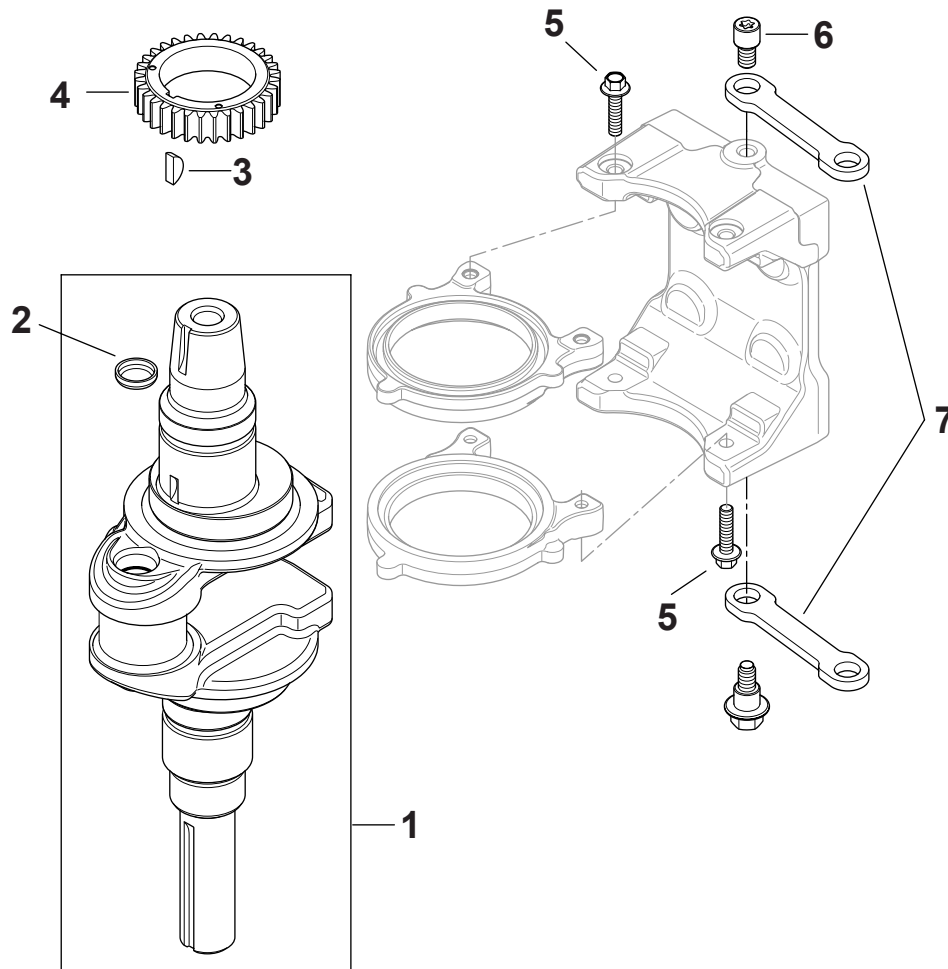
# Kohler SV540-0219 Oil Pan & Lubrication



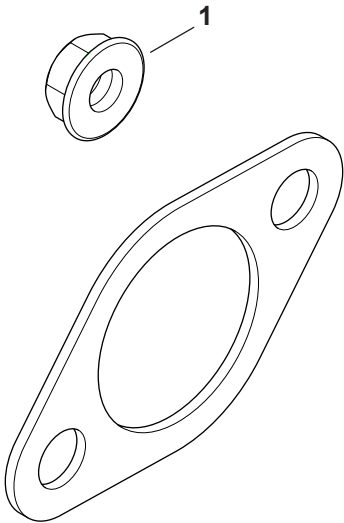
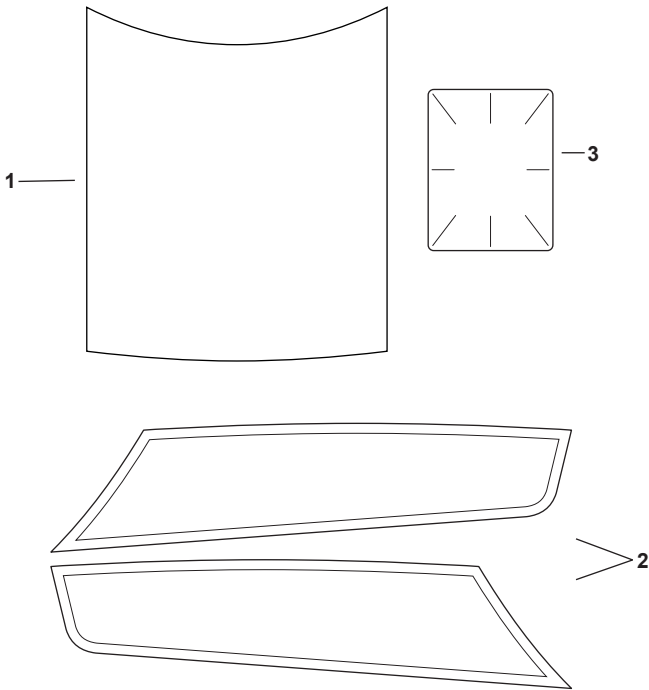
Ref.	Part Number	Description
1	KH-20-040-07-S	Dipstick Assembly (Inc. 2)
2	KH-20-153-01-S	O-Ring
3	KH-25-050-25-S	Oil Filter
4	KH-20-096-02-S	Oil Passage Cover Kit (Inc. 5)
5	KH-20-041-02-S	Oil Passage Gasket
6	KH-20-144-03-S	Governor Cross Shaft
7	KH-25-310-07-S	Governor Gear Assembly (Inc. 8 & KH-62-380-02-S)
8	KH-12-380-01	Governor Regulating Pin

Ref.	Part Number	Description
9	KH-20-041-01-S	Closure Plate Gasket
10	KH-M-545013-S	Flg. Thd. Frm. Screw, M5 x 0.8 x 13
11	KH-20-032-01-S	Oil Seal
12	KH-25-155-02	90° Hose Connector
13	KH-25-086-127-S	Hex Flange Screw, 1/2
14	KH-25-099-27-S	Oil Pressure Switch
15	KH-20-009-10-S	Closure Plate Assembly Kit (Inc. 5-12, 16 & KH-20-096-02-S)
16	KH-25-139-60-S	Ctsk. Pipe Plug, 1/8

# Kohler SV540-0219 Crankshaft



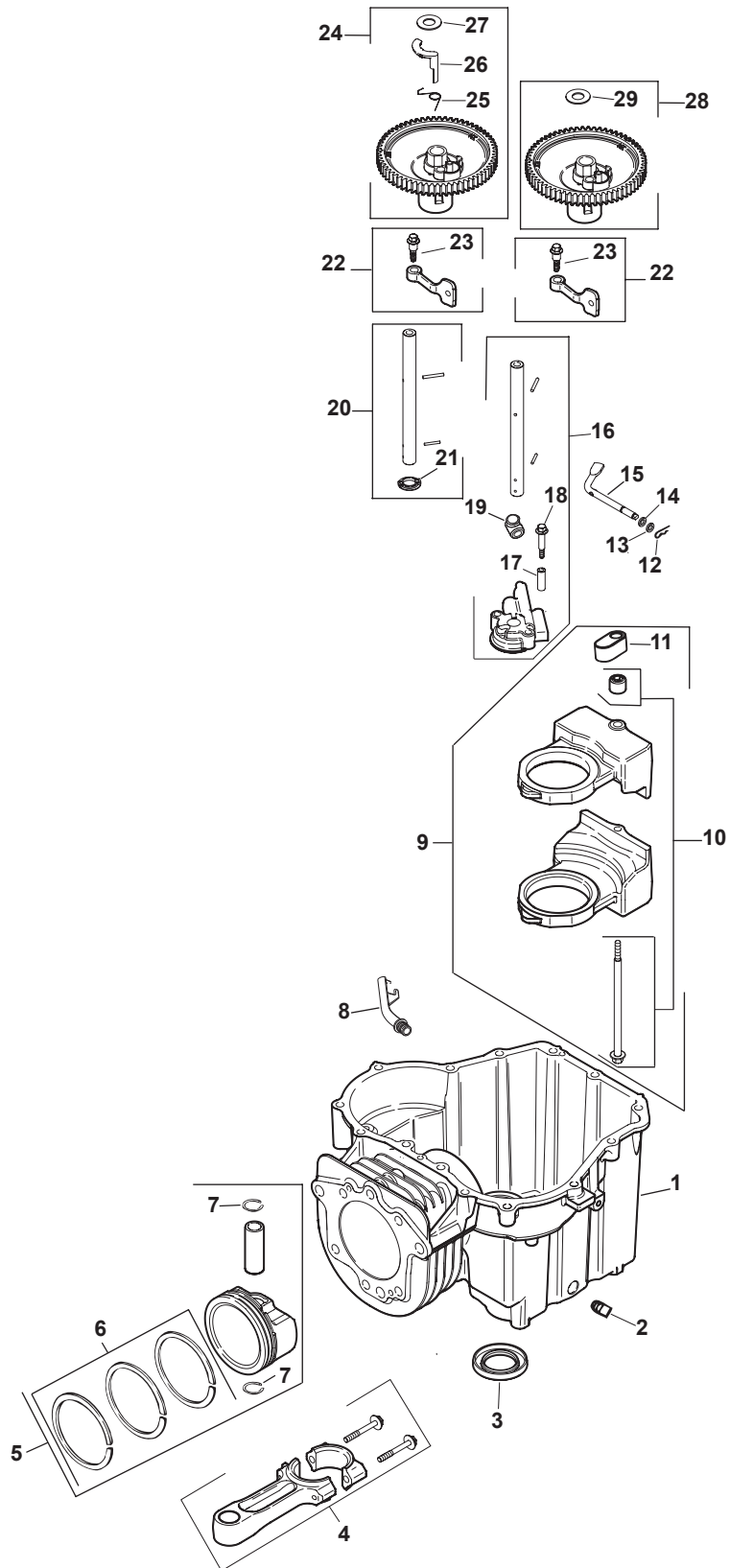
Ref.	Part No.	Description
1	KH-20-014-32-S	Crankshaft Assembly Kit (Inc. 2)
2	KH-25-139-27-S	Cup Plug
3	KH-X-42-15	Key, $\frac{3}{16} \times \frac{5}{8}$
4	KH-20-043-15-S	Crankshaft Gear
5	KH-25-086-137-S	Flange Screw, M6 x 1.0 x 25
6	KH-25-086-214-S	Link Pivot Screw
7	KH-20-186-04-S	Balance Weight Linkage
NS	KH-25-086-213-S	Shoulder Screw



Ref.	Part No.	Description
1	KH-20-113-51-S	18HP Decal
2	KH-20-113-54-S	Wing Set Decal
3	KH-25-113-39-S	Clear Laminate Decal

Ref.	Part No.	Description
1	KH-12-100-07	Flange Nut, 1/4-20
NS	KH-20-755-05-S	Gasket Set
NS	KH-20-522-05	SV590/600 Short Block

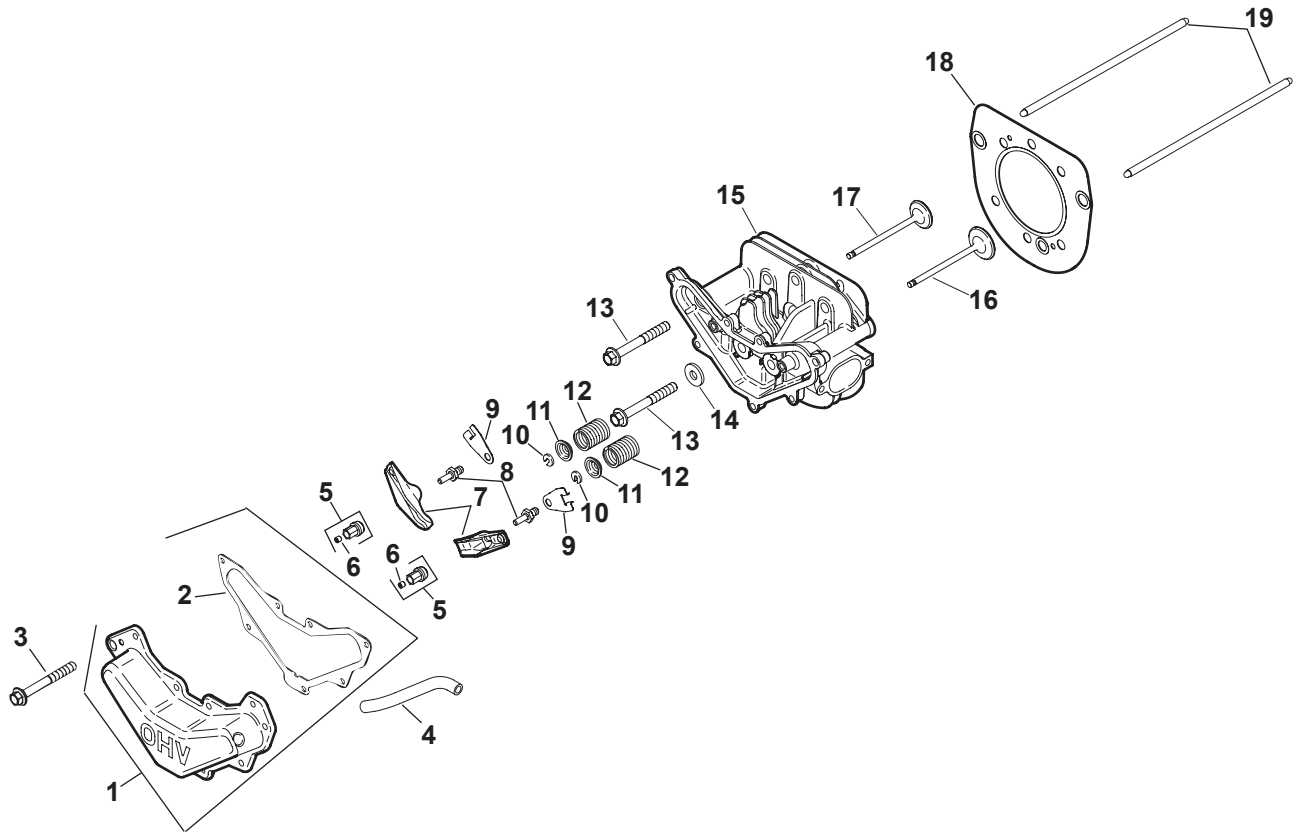
# Kohler SV600-0009 Crankcase





Ref.	Part Number	Description
1	—	Crankcase (Use Short Block KH-20-522-01)
2	KH-25-139-57-S	Square Head Pipe Plug, 3/8
3	KH-20-032-01-S	Oil Seal
4	KH-20-067-04-S	Connecting Rod
5	KH-20-874-01-S	Piston w/ Ring Set (Inc. 6 & 7)
6	KH-20-108-01-S	Ring Set (94 Mm)
7	KH-20-018-04-S	Piston Pin Retainer
8	KH-20-123-02-S	Drain Back Tube
9	KH-20-755-04-S	Balance Weight Kit (Inc. 10 & 11)
10	KH-20-380-16-S	Screw/Guide Pin Kit
11	KH-20-423-02-S	Guide Shoe
12	KH-12-154-05	Hitch Pin Clip
13	KH-M-631015	Flat Washer, 6 mm
14	KH-X-25-102-S	Flat Washer
15	KH-20-144-02-S	Governor Cross Shaft
16	KH-20-393-02-S	Oil Pump Assy. (Inc. 17, 18 & KH-20-041-01-S)
17	KH-20-112-02-S	Oil Pump Screw Spacer
18	KH-20-086-13-S	Oil Pump Screw
19	KH-20-144-11-S	Cam Shaft Center — Exhaust (Inc. 20)
20	KH-20-468-01-S	Thrust Washer
21	KH-20-090-01-S	Cam Lever Assembly (Inc. 22)
22	KH-20-086-06-S	Shoulder Screw, M6 x 1.0 x 26
23	KH-20-010-04-S	Cam Gear Assembly — Exhaust (Inc. 24-26)
24	KH-20-089-06-S	ACR Spring
25	KH-20-044-16-S	ACR Weight
26	KH-20-468-03-S	ACR Thrust Washer
27	KH-20-010-04-S	Cam Gear Assembly — Intake
NS	KH-20-041-01-S	Closure Plate Gasket

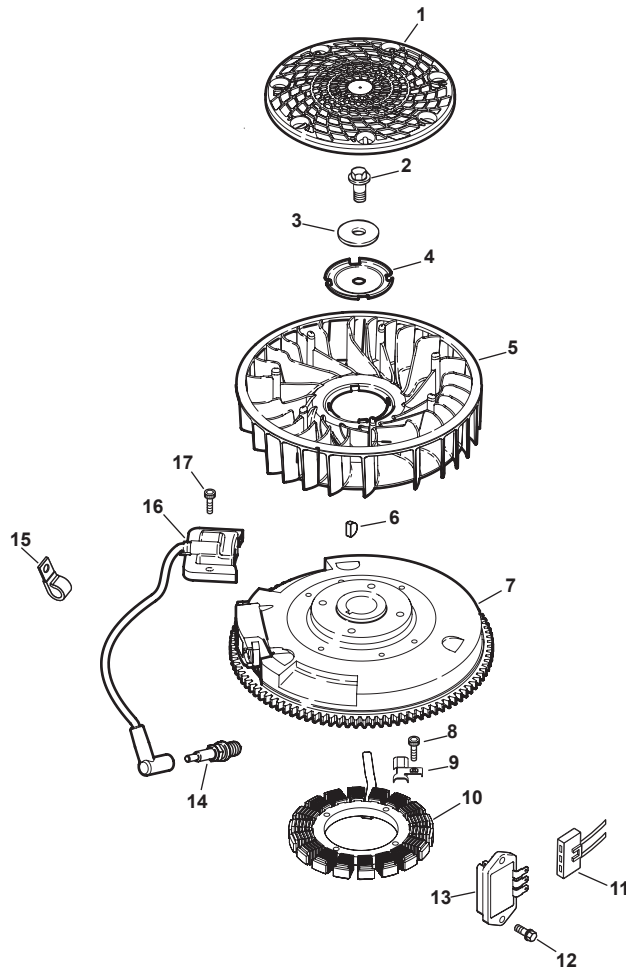
# Kohler SV600-0009 Cylinder Head, Valve & Breather



Ref.	Part Number	Description
1	KH-20-096-07-S	Valve Cover Kit (Inc. 2)
2	KH-20-041-13-S	Valve Cover Gasket
3	KH-M-645020-S	Hex Flange Screw, M6 x 1.0 x 20
4	KH-20-326-20-S	Breather Hose
5	KH-20-599-03-S	Rocker Arm Pivot Kit (Inc. 6)
6	KH-20-086-04-S	Set Screw
7	KH-20-186-01-S	Rocker Arm
8	KH-20-086-08-S	Rocker Arm Stud
9	KH-20-146-03-S	Push Rod Guide Plate
10	KH-20-062-01-S	Valve Spring Retainer Lock
11	KH-20-173-01-S	Valve Spring Cap
12	KH-20-089-03-S	Valve Spring

Ref.	Part Number	Description
13	KH-20-086-02-S	Hex Flange Screw, M10 x 1.5 x 80
14	KH-12-468-05	Flat Washer, 1 <sup>3</sup> / <sub>2</sub>
15	KH-20-318-07-S	Cylinder Head
16	KH-20-016-01-S	Exhaust Valve
17	KH-20-017-01-S	Intake Valve
18	KH-20-841-01-S	Cylinder Head Gasket Repair Kit (Inc. 13, 14, KH-12-041-01-S, KH-12-041-02-S & KH-20-041-07-S)
19	KH-20-411-04-S	Push Rod
NS	KH-12-041-01	Carburetor Gasket
NS	KH-12-041-02	Air Cleaner Gasket
NS	KH-20-041-17-S	Heat Deflector Gasket

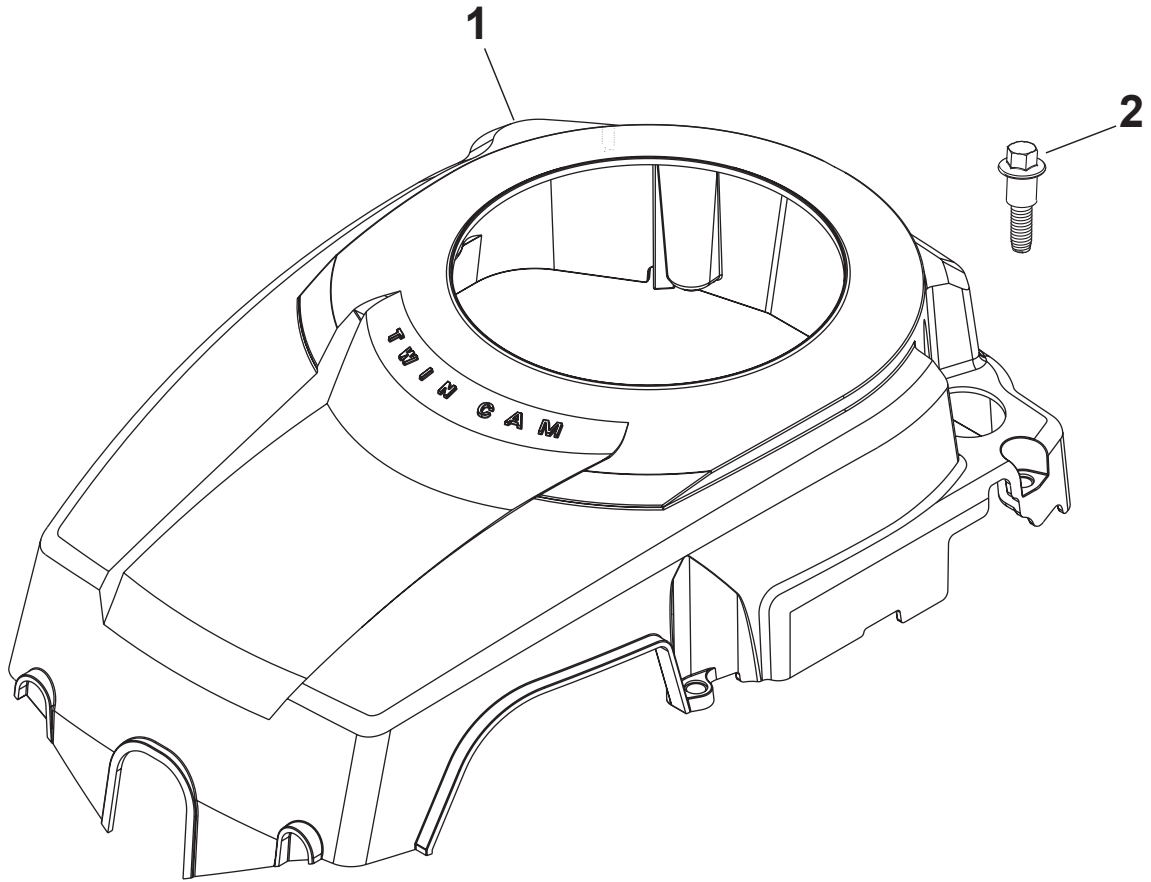
# Kohler SV600-0009 Ignition & Electrical



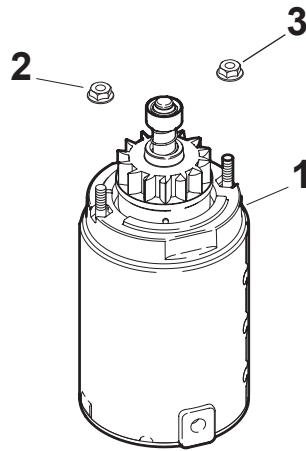
Ref.	Part Number	Description
1	KH-20-162-02-S	Grass Screen
2	KH-12-086-14	Hex Flange Screw, M10 x 1.5 x 45
3	KH-12-468-03	Flat Washer, $1\frac{3}{32}$
4	KH-20-146-05-S	Fan Mounting Plate
5	KH-20-157-01-S	Fan
6	KH-X-42-15	Woodruff Key
7	KH-20-025-40-S	Flywheel
8	KH-20-086-17-S	Hex Socket Screw, M5 x 0.8 x 25
9	KH-20-154-03-S	Stator Wire Clip
10	KH-237878	Stator Kit

Ref.	Part Number	Description
11	KH-25-155-41-S	Body Connector (3 Contact)
12	KH-M-545020-S	Hex Flange Screw, M5 x 0.8 x 20
13	KH-41-403-09	Regulator Rectifier
14	759-3336	Spark Plug
15	KH-231285-S	Cable Clip
16	KH-20-584-03-S	Ignition Module
17	KH-M-561025-S	Hex Socket Screw, M5 x 0.8 x 25
NS	KH-20-176-02-S	Wiring Harness
NS	KH-20-237-01-S	Wire Harness Clamp

# Kohler SV600-0009 Blower Housing & Baffles

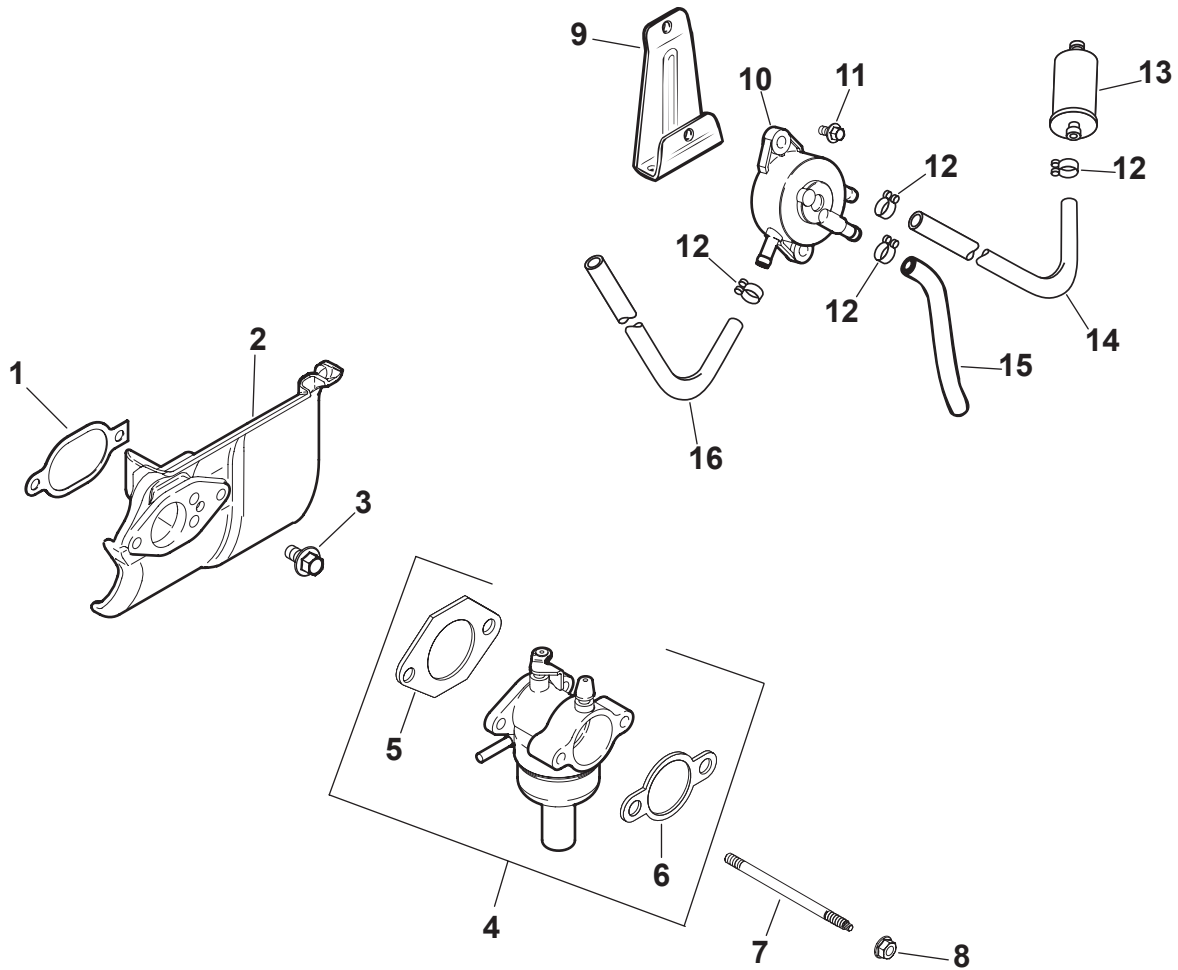


Ref.	Part Number	Description
1	KH-20-027-07-S	Blower Housing
2	KH-20-086-06-S	Shoulder Screw, M6 x 1.0 x 26



Ref.	Part Number	Description
1	KH-20-098-05-S	Starter Assembly
2	KH-25-100-31-S	Hex Nut, #10-24
3	KH-12-100-07	Flange Nut, 1/4-20

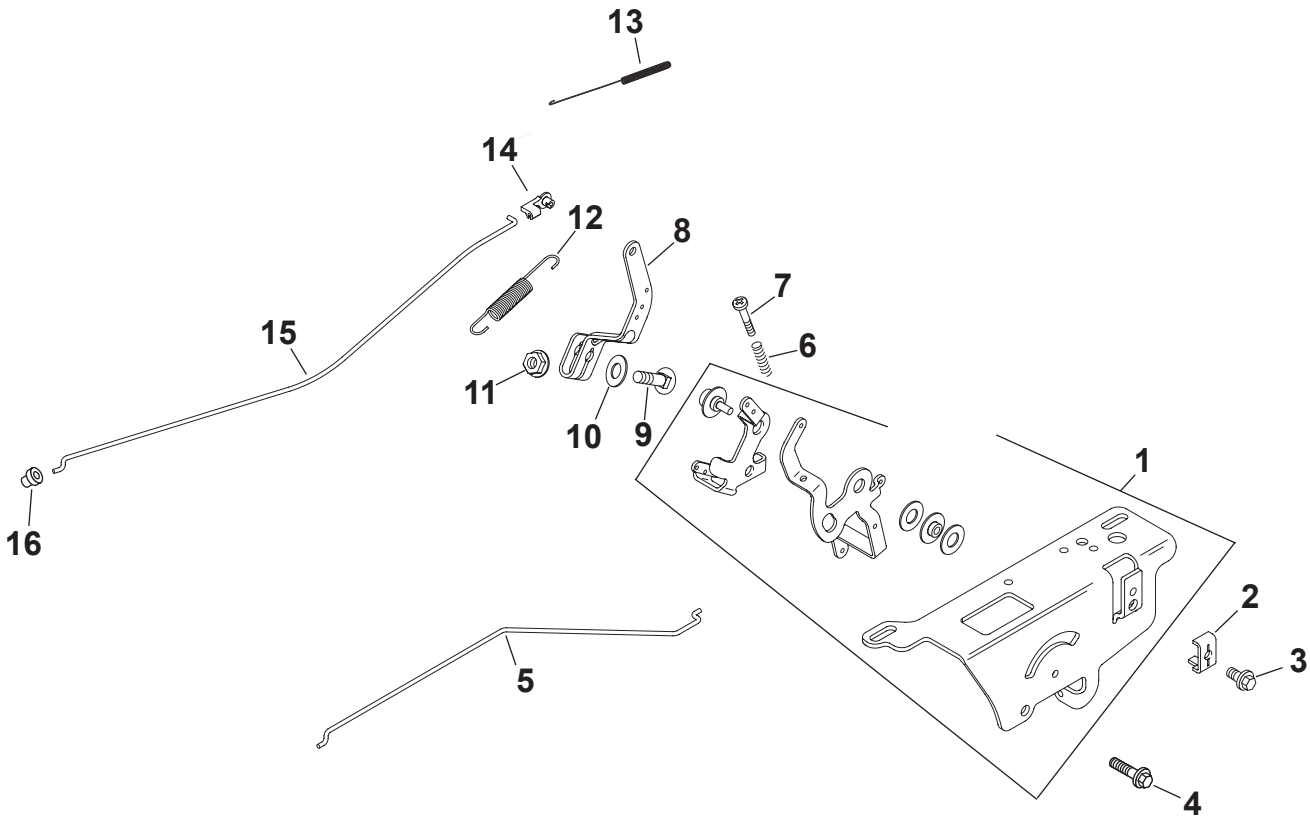
# Kohler SV600-0009 Fuel System



Ref.	Part Number	Description
1	KH-20-041-17-S	Heat Deflector Gasket
2	KH-20-265-07-S	Heat Deflector
3	KH-M-651020-S	Hex Flange Screw, M6 x 1.0 x 20
4	KH-20-853-33-S	Carburetor w/ Gaskets (Inc. 5 & 6)
5	KH-12-041-01	Carburetor Gasket
6	KH-12-041-02	Air Cleaner Gasket
7	KH-20-072-05-S	Carburetor Mounting Stud
8	KH-M-641060-S	Hex Flange Nut, M6 x 1.0
9	KH-20-126-02-S	Fuel Pump Mounting Bracket
10	KH-24-393-16	Fuel Pump
11	KH-M-545010	Hex Flange Screw, M5 x 0.8 x 10
12	KH-25-237-14-S	Hose Clamp
13	KH-25-050-22-S1	Fuel Filter

Ref.	Part Number	Description
14	KH-20-353-01-S	Fuel Line, 15- $\frac{3}{4}$
15	KH-25-353-06-S	Fuel Line, 4
16	751-0535-10	Fuel Line, 10
NS	KH-20-431-02-S	Fuel Line Sleeve
NS	KH-X-22-11	Lock Washer, $\frac{1}{4}$ (Ground)
NS	KH-12-454-03-S	Wire Tie
NS	KH-12-755-110-S	Choke Shaft Kit (Inc. 5 & 6)
NS	KH-12-757-02	Float Kit
NS	KH-12-757-03	Carburetor Repair Kit (Inc. 5 & 6)
NS	KH-12-757-33	Solenoid Repair Kit
NS	KH-12-757-37-S	Bowl Replacement Kit (Inc. 5 & 6)
NS	KH-20-755-06-S	High Altitude Kit (Inc. 5 & 6)
NS	KH-20-755-07-S	High Altitude Kit (Inc. 5 & 6)

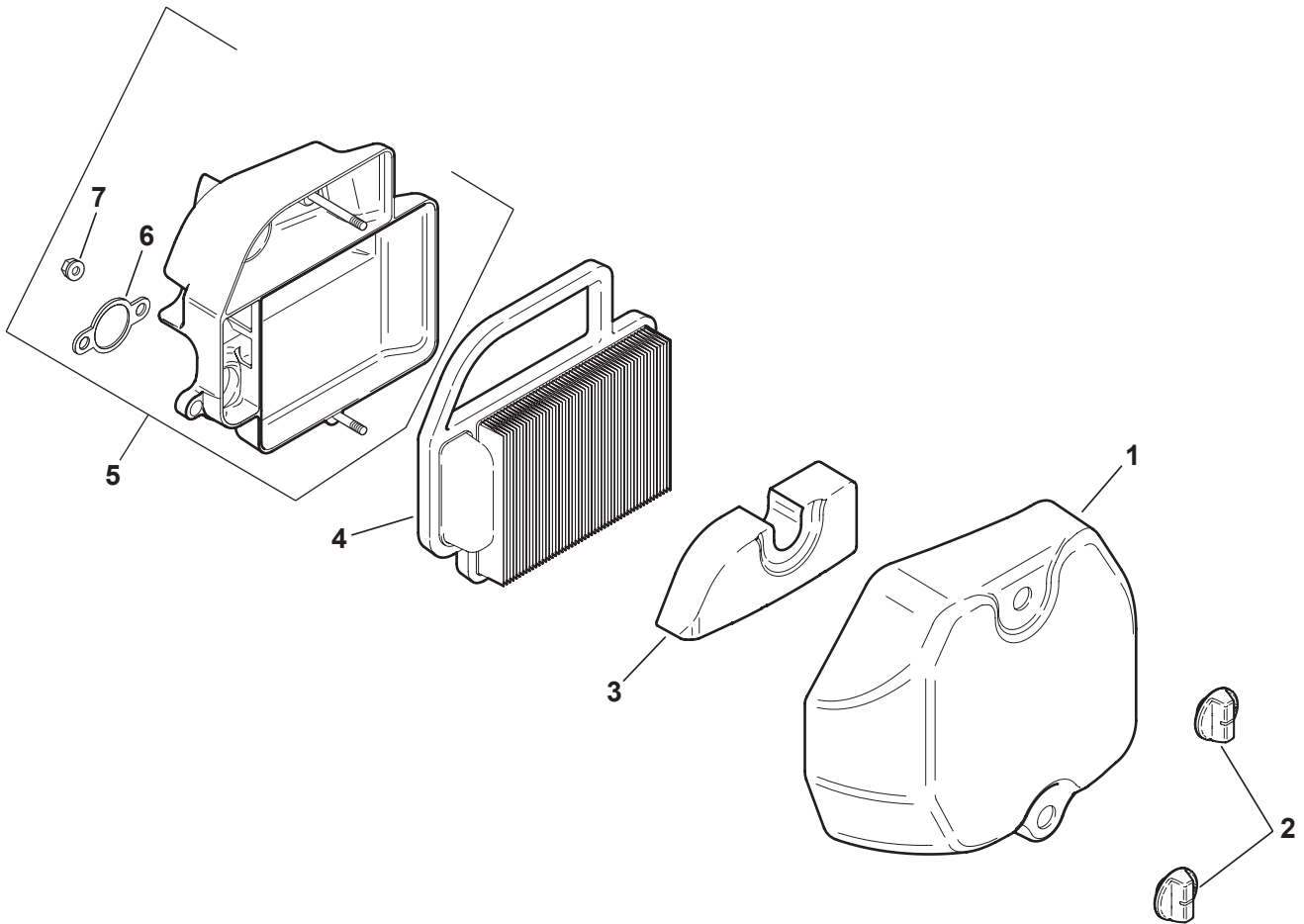
# Kohler SV600-0009 Engine Controls



Ref.	Part Number	Description
1	KH-20-536-05-S	Speed Control Assembly (Inc. 4, 6, 7 & 12)
2	KH-12-237-01	Cable Clamp
3	KH-M-545016-S	Hex Flange Screw, M5 x 0.8 x 16
4	KH-M-664020-S	Socket Screw, M6 x 1.0 x 20
5	KH-20-079-05-S	Single Wire Choke Linkage
6	KH-12-089-11	Speed Control Spring
7	KH-20-086-10-S	Screw, M4 x 0.7 x 25
8	KH-20-090-02-S	Governor Lever

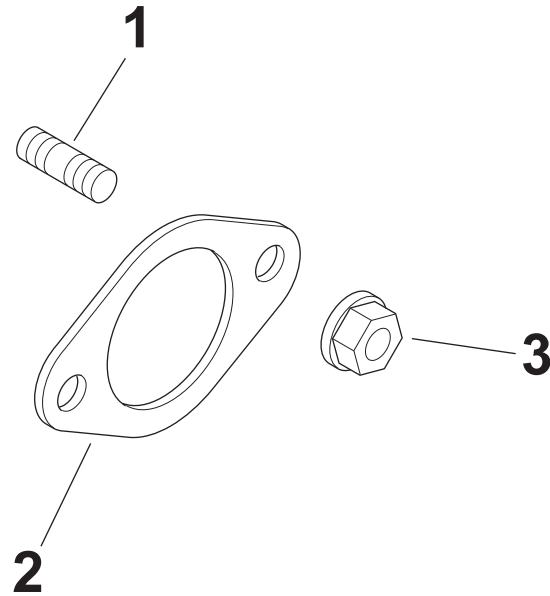
Ref.	Part Number	Description
9	KH-52-211-04	Bolt, 1/4-20 x 1
10	KH-X-22-11	Lock Washer, 1/4
11	KH-12-100-07	Hex Flange Nut, 1/4-20
12	KH-20-089-11-S	Governor Spring
13	KH-20-089-10-S	Linkage Spring
14	KH-25-158-11	Throttle Linkage Bushing
15	KH-20-079-07-S	Throttle Linkage
16	KH-25-158-08	Linkage Retaining Bushing

# Kohler SV600-0009 Air Intake & Filtration



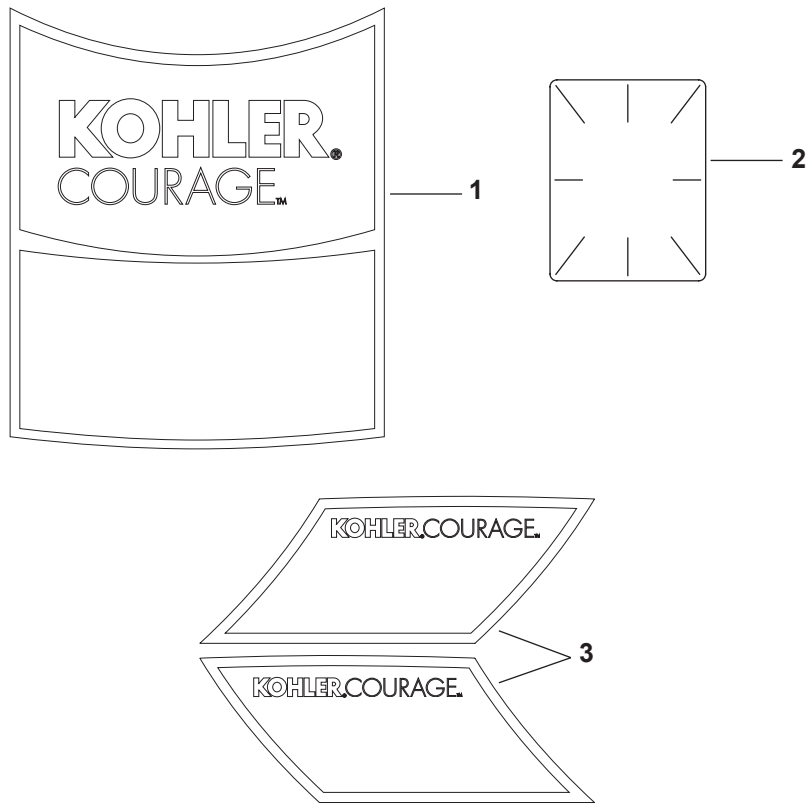
Ref.	Part Number	Description
1	KH-20-096-04-S	Air Cleaner Cover
2	KH-25-341-05-S	Cover Knob
3	KH-20-083-03-S	Pre-Cleaner Element
4	KH-20-083-02-S	Air Cleaner Element
5	KH-20-094-04-S	Air Cleaner Base Kit (Inc. 6 & 7)
6	KH-12-041-02	Air Cleaner Base Gasket
7	KH-M-641060-S	Hex Flange Nut, M6 x 1.0





Ref.	Part Number	Description
1	KH-25-072-04	Exhaust Stud
2	KH-20-041-12-S	Gasket
3	KH-M-841080	Hex Flange Nut, M8 x 1.25

# Kohler SV600-0009 Air Intake & Filtration

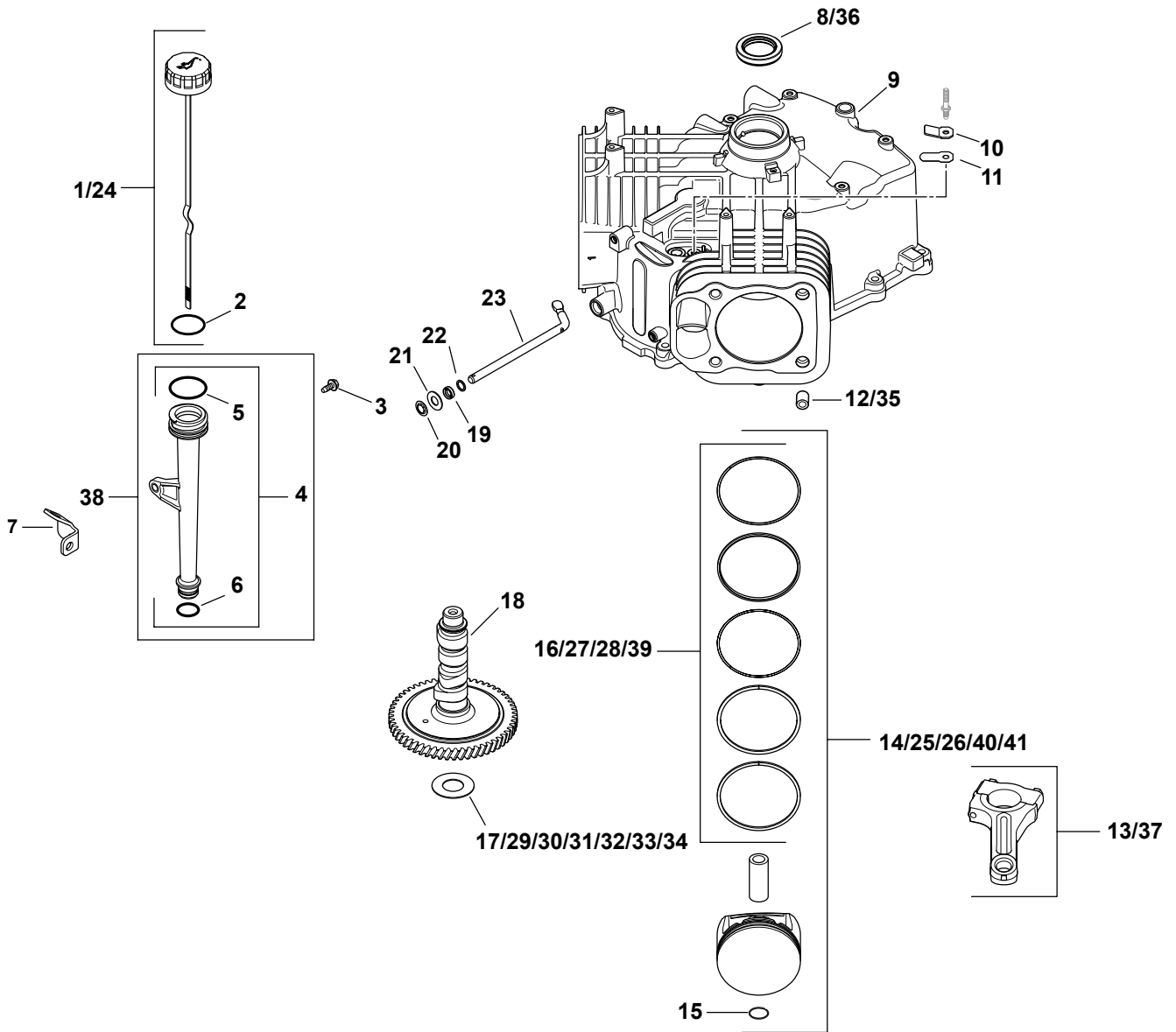


Artwork is representative.  
Actual labels may differ depending on model and specification number.

Ref.	Part Number	Description
1	KH-20-113-25-S	20 HP Decal
2	KH-25-113-39-S	Clear Lamination Decal
3	KH-20-113-23-S	Cub Cadet Decal (2-pc Wing Set)
NS	KH-20-522-01	Short Block
NS	KH-20-755-05	Gasket Set

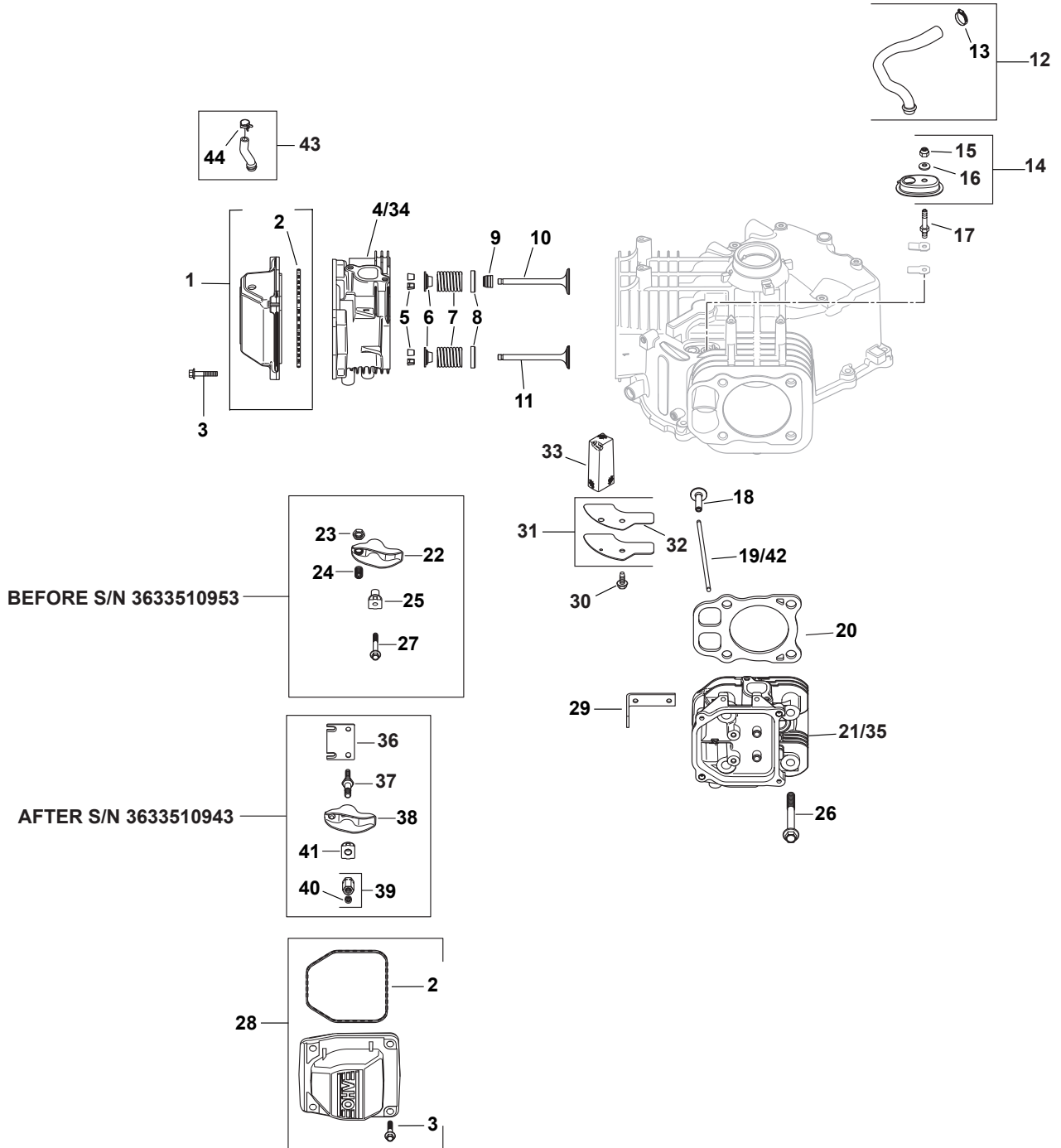


# Kohler SV730-0011 Crankcase



Ref.	Part Number	Description
1	KH-32-038-01-S	Dipstick (Inc. 2)
2	KH-25-153-02-S	Dipstick O-Ring
3	KH-M-545013-S	Flg. Thd. Frm. Screw, M5 x 0.8 x 13
7	KH-24-126-19	Oil Fill Tube Bracket
10	KH-24-018-04-S	Breather Reed Retainer
11	KH-12-402-02	Breather Reed
12	KH-24-380-16-S	Use KH-24-380-16-S Pin
14	KH-25-874-01-S	Piston w/ Ring Set Kit (Inc 15 & 16)
15	KH-24-018-01-S	Piston Pin Retainer
17	KH-12-422-07-S	Camshaft Shim (White .028")
18	KH-32-012-01-S	Camshaft Kit (Inc. KH-25-357-14-S)
19	KH-28-032-09-S	Governor Cross Shaft Seal
20	KH-24-018-09-S	Ring Retainer
21	KH-M-931010-S	Flat Washer, 9mm
22	KH-24-468-15-S	Flat Washer, 1 <sup>1</sup> / <sub>32</sub>
23	KH-24-144-38-S	Governor Cross Shaft
24	KH-24-038-04-S	Dipstick Assembly
25	KH-25-874-03-S	Piston w/ Ring Set Kit (0.25) 83mm
28	KH-24-108-06-S	Use KH-24-108-16-S Ring Set
29	KH-12-422-08-S	Camshaft Shim (Blue .03")
30	KH-12-422-09-S	Camshaft Shim (Red .032")
31	KH-12-422-10-S	Camshaft Shim (Yellow .034")
32	KH-12-422-11-S	Camshaft Shim (Green .036")
33	KH-12-422-12-S	Camshaft Shim (Gray .038")
34	KH-12-422-13-S	Camshaft Shim (Black .04")
36	KH-24-032-19-S	Oil Seal (Helix Lip)
37	KH-24-067-24-S	Connecting Rod (Std)
38	KH-25-123-07-S	Tube Assembly (Inc. 4-6)
39	KH-24-108-14-S	Ring Set (Std)
40	KH-32-874-09-S	Use KH-24-874-27-S Kit
N/A	KH-25-357-14-S	Camshaft Lubricant

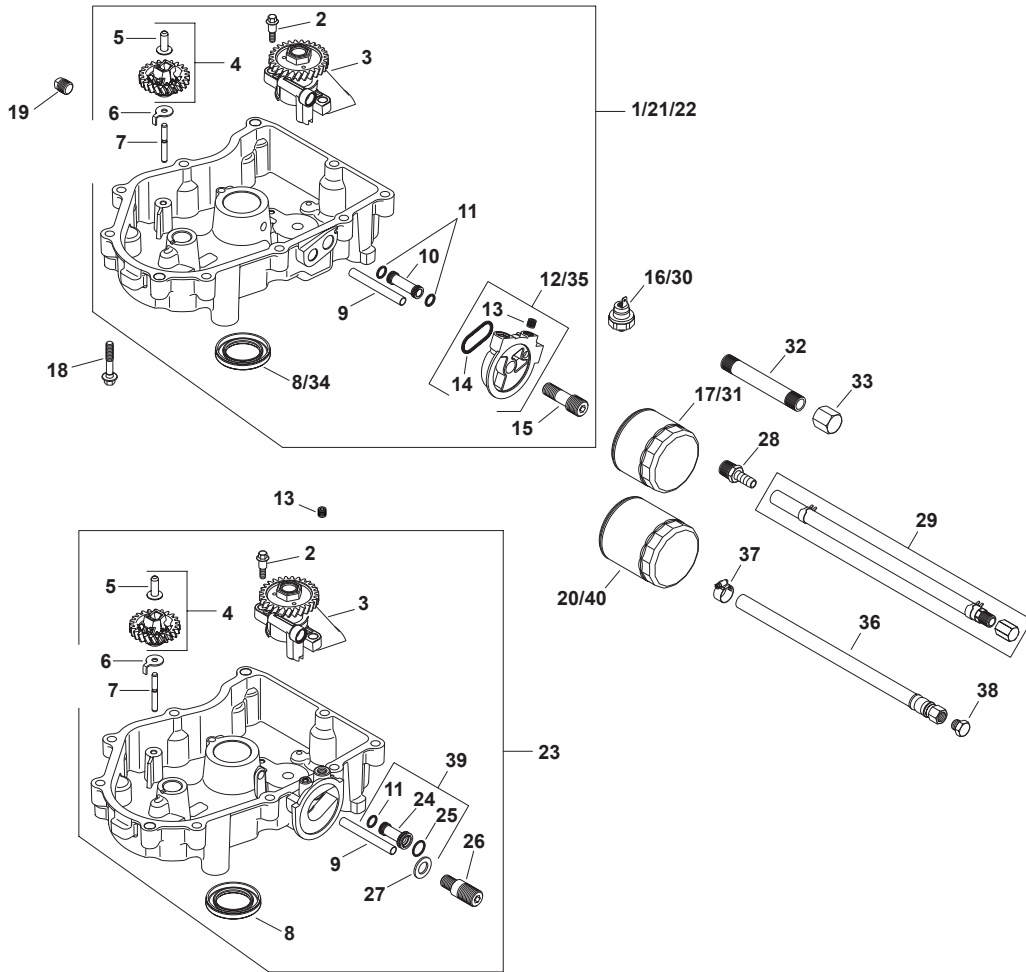
# Kohler SV730-0011 Head/Valve/Breather



## Kohler SV730-0011 Head/Valve/Breather

Ref.	Part Number	Description	Ref.	Part Number	Description
1	KH-32-096-06-S	Breather Valve Cover Kit (Inc. 2)	30	KH-M-645016-S	Flg. Thd. Frm. Screw, M6 x 1.0 x 16
2	KH-24-153-30-S	Valve Cover O-Ring	31	KH-32-096-04-S	Breather Cover Kit (Inc. 32)
3	KH-M-651030-S	Flg. Screw, M6 x 1.0 x 30	33	KH-32-050-01-S	Breather Filter
5	KH-12-755-03	Retainer Kit	34	KH-32-318-13-S	#1 Cylinder Head Assembly Kit (Inc. Exhaust Mounting Hardware)
6	KH-12-173-01	Valve Spring Cap	35	KH-32-318-14-S	#2 Cylinder Head Assembly Kit (Inc. Exhaust Mounting Hardware)
7	KH-24-089-02	Valve Spring	36	KH-32-146-09-S	Guide Plate
8	KH-235011-S	Spring Retainer	37	KH-32-072-04-S	Rocker Stud
9	KH-66-032-05-S	Valve Stem Seal	38	KH-32-186-03-S	Rocker Arm
10	KH-24-017-01	Intake Valve	39	KH-32-100-05-S	Hex Nut Assembly (Incl. 39)
11	KH-24-016-01	Exhaust Valve	40	KH-25-086-168-S	Set Screw
12	KH-32-326-06-S	Breather Hose Kit (Inc. 13)	41	KH-25-599-01-S	Rocker Arm Pivot
13	KH-25-237-14-S	Hose Clamp, ½	42	KH-32-411-04-S	Push Rod
14	KH-32-081-02-S	Breather Housing Kit (Inc. 15 & 16)	43	KH-32-326-07-S	Fuel Pump Hose Kit w/Clamp (Inc. 44)
15	KH-M-547050-S	Lock Nut, M5 x .8	44	KH-25-237-01-S	Hose Clamp
16	KH-32-468-01-S	Sealing Washer	N/A	KH-32-755-03-S	Cylinder Head Hardware Kit (Services 1 Head.) (Inc. 5-11, 19, 22, 25 & 34)
17	KH-32-072-03-S	Breather Cover Stud	N/A	KH-24-041-49-S	Exhaust Gasket
18	KH-32-019-02-S	Tappet	N/A	KH-24-153-27-S	Intake Port O-Ring
20	KH-32-841-01-S	Cylinder Head Gasket Kit (Inc. 26, KH-24-041-49-S & KH-24-153-27-S)			
26	KH-12-086-16	Flg. Screw, M10 x 1.5 x 90			
28	KH-24-755-141-S	Breather Valve Cover Kit (Inc. 2 & 3)			
29	KH-25-445-01-S	Lifting Strap			

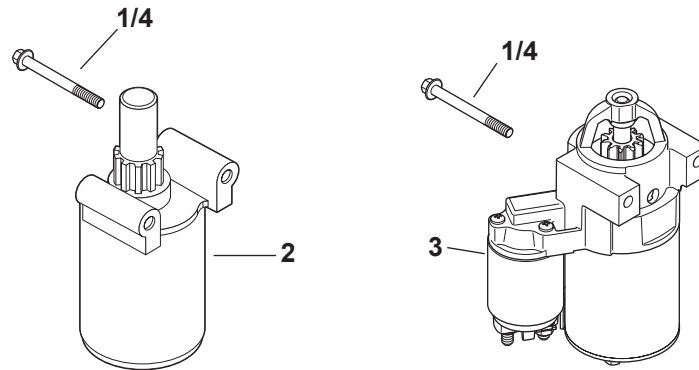
# Kohler SV730-0011 Oil Pan/Lubrication



Ref.	Part Number	Description
2	KH-32-086-01-S	Shd. Thd. Frm. Screw, M6 x .0 x 6.5
3	KH-32-393-10-S	Oil Pump Assembly
4	KH-24-043-12	Governor Gear Kit w/ Pin (Inc. 5)
5	KH-12-380-01	Governor Regulating Pin
6	KH-24-448-02-S	Locking Tab
7	KH-12-144-02	Governor Gear Shaft
8	KH-25-032-06-S	Oil Seal
9	KH-32-123-01-S	Oil Feed Tube - Filter To Pan
10	KH-32-123-09-S	Oil Feed Tube Assembly
11	KH-24-153-01	Oil Pick-Up O-Ring

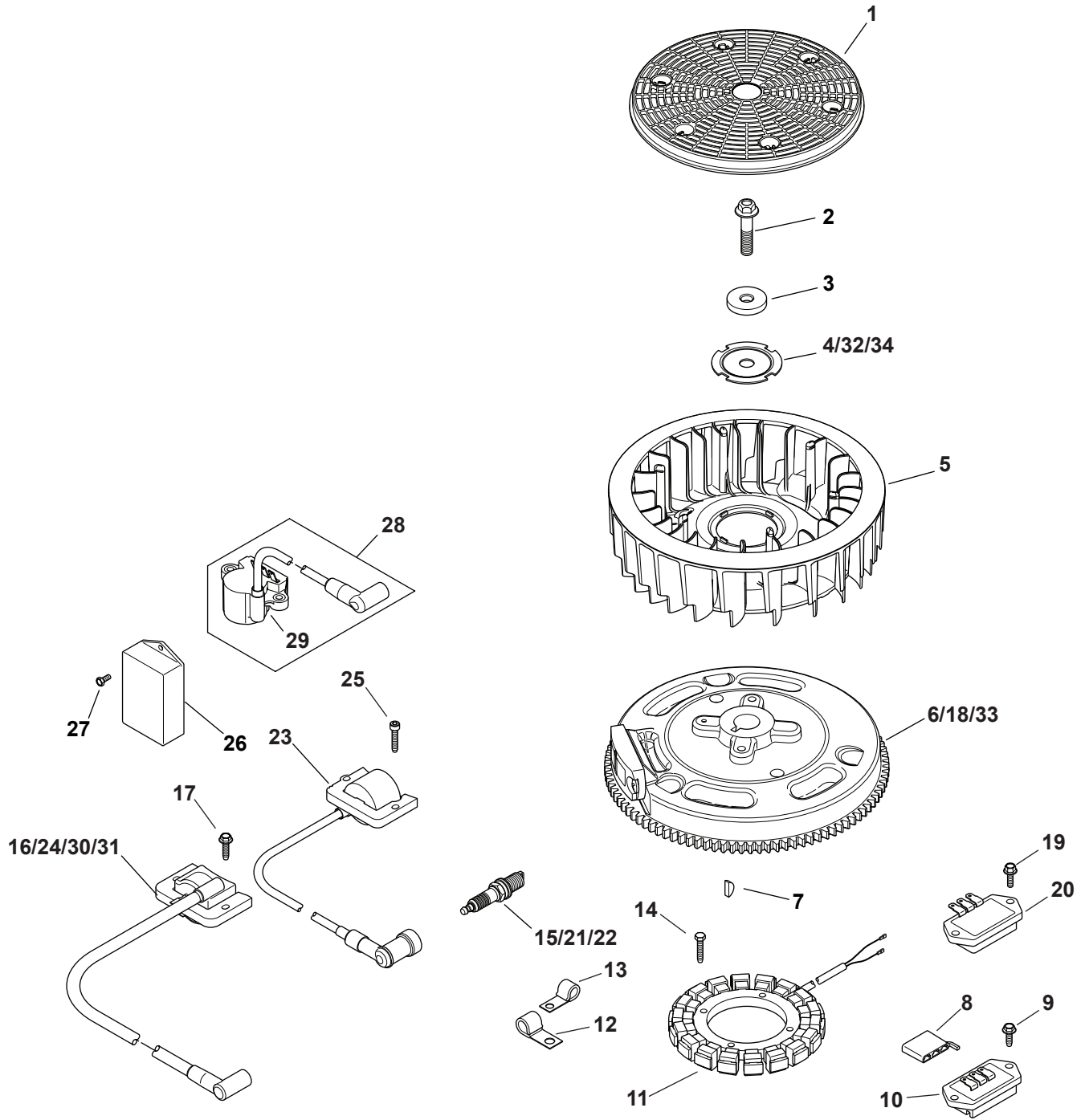
Ref.	Part Number	Description
16	KH-25-099-27-S	Oil Pressure Switch
18	KH-24-086-17-S	Flg. Screw, M8 x 1.25 x 45
19	KH-25-139-57-S	Sq. Hd. PipePlug, 3/8
23	KH-32-199-07-S	Oil Pan Assembly (Inc. 2-9, 11, 24-27)
24	KH-32-123-06-S	Oil Feed Tube
25	KH-32-153-05-S	O-Ring
26	KH-32-136-05-S	Oil Filter Nipple
27	KH-32-468-02-S	Flat Washer
40	KH-25-050-25-S	Oil Filter





Ref.	Part Number	Description
2	KH-32-098-01-S	Starter Assembly
4	KH-M-851080-S	Flg. Screw, M8 X 1.25 X 80

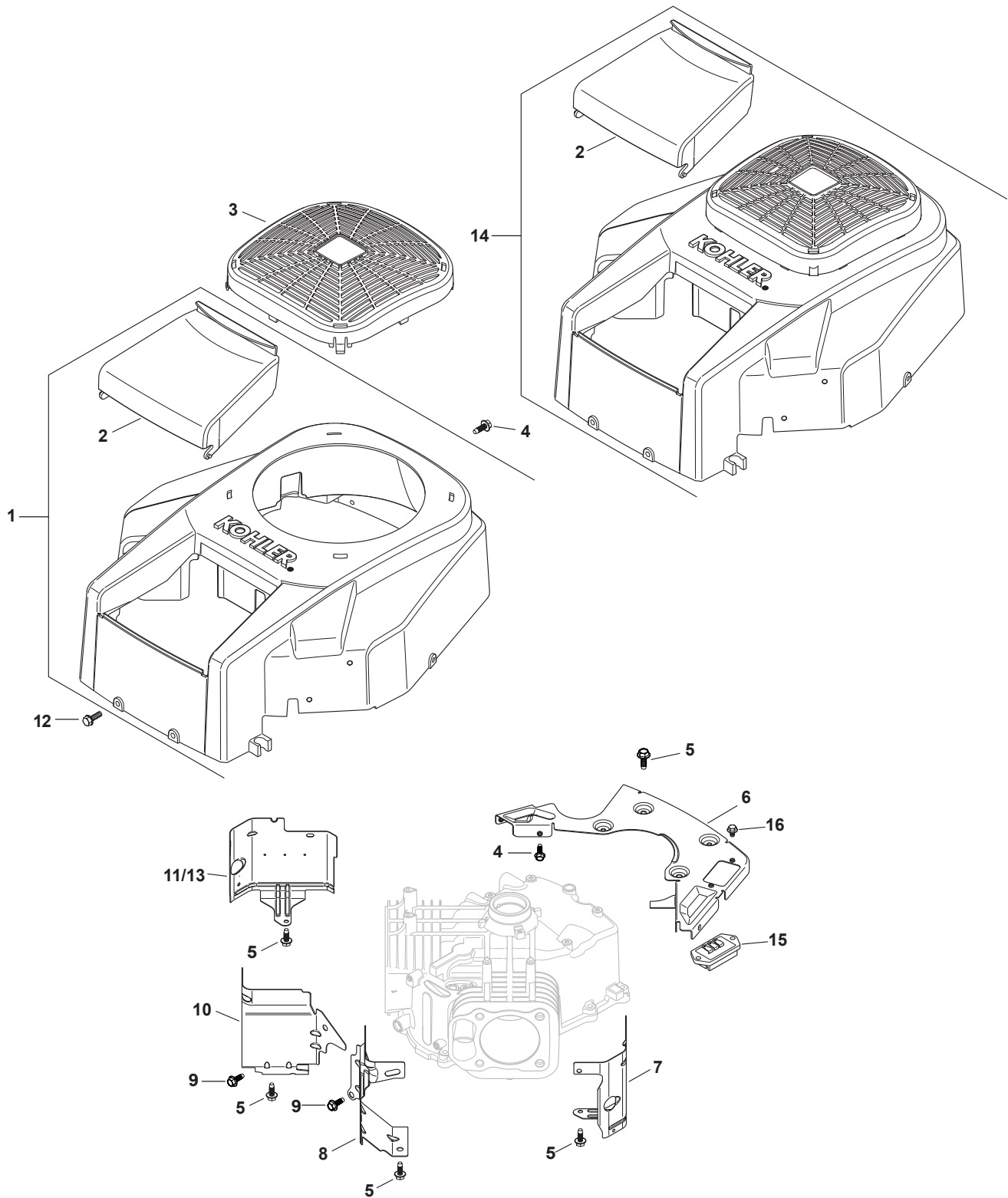
# Kohler SV730-0011 Ignition/Electrical



## Kohler SV730-0011 Ignition/Electrical

Ref.	Part Number	Description
1	KH-32-162-03-S	Grass Screen
2	KH-12-086-14	Flg. Screw, M10 x 1.5 x 45
3	KH-12-468-03	Flat Washer, <sup>13</sup> / <sub>32</sub>
4	KH-20-146-05-S	Fan Mounting Plate
5	KH-32-157-01-S	Fan
6	KH-32-025-16-S	Flywheel Assembly
7	KH-X-42-15	Key, <sup>3</sup> / <sub>16</sub> x <sup>5</sup> / <sub>8</sub>
8	KH-25-155-41-S	Connector
11	KH-237878	15 Amp Stator Kit (Inc. KH-25-452-01-S)
14	KH-M-548025-S	Thd. Frm. Screw, M5 x 0.8 x 25
15	759-3336	Spark Plug
16	KH-24-584-45-S	Ignition Module Kit
17	KH-M-545020-S	Flg. Thd. Frm. Screw, M5 x .8 x 20
N/A	KH-25-454-03-S	Wire Tie
N/A	KH-32-176-14-S	Wire Harness Kit
N/A	KH-25-454-05-S	Tie
N/A	KH-25-452-01-S	Terminal

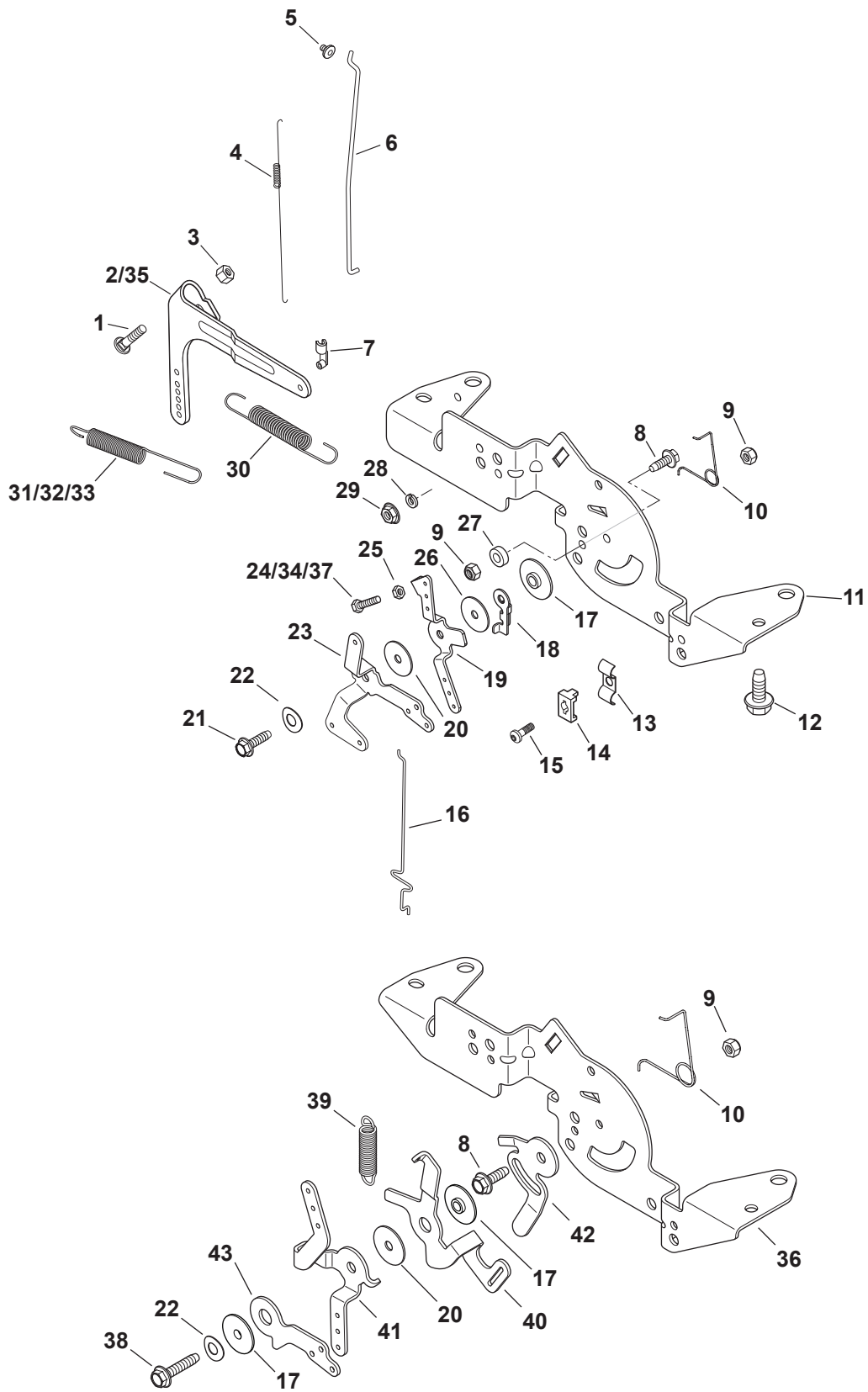
# Kohler SV730-0011 Blower Housing & Baffles



## Kohler SV730-0011 Blower Housing & Baffles

Ref.	Part Number	Description
1	KH-32-027-03-S	Housing Blower Kit (Inc. 2 & KH-41-037-10-S)
2	KH-32-096-08-S	Air Cleaner Cover
4	KH-M-545016-S	Flg. Thd. Frm. Screw, M5 x 0.8 x 16
5	KH-M-645016-S	Flg. Thd. Frm. Screw, M6 x 1.0 x 16
6	KH-32-146-05-S	Backing Plate Kit
7	KH-32-063-12-S	Cyl Barrel Baffle - #2 Side
8	KH-32-063-02-S	Valley Baffle - #2 Side
9	KH-M-545010	Flg. Thd. Frm. Screw, M5 x .8 x 10
10	KH-32-063-03-S	Valley Baffle - #1 Side
11	KH-32-063-10-S	Cyl Barrel Baffle - #1 Side
12	KH-24-086-12	Tap Screw, M6 x 1.7 x 18
15	KH-41-403-10-S	Regulator/Rectifier
16	KH-25-086-158-S	Flng. Thd. Frm. Screw, M6 x 1.0 x 10
N/A	KH-41-037-10-S	Service Nameplate

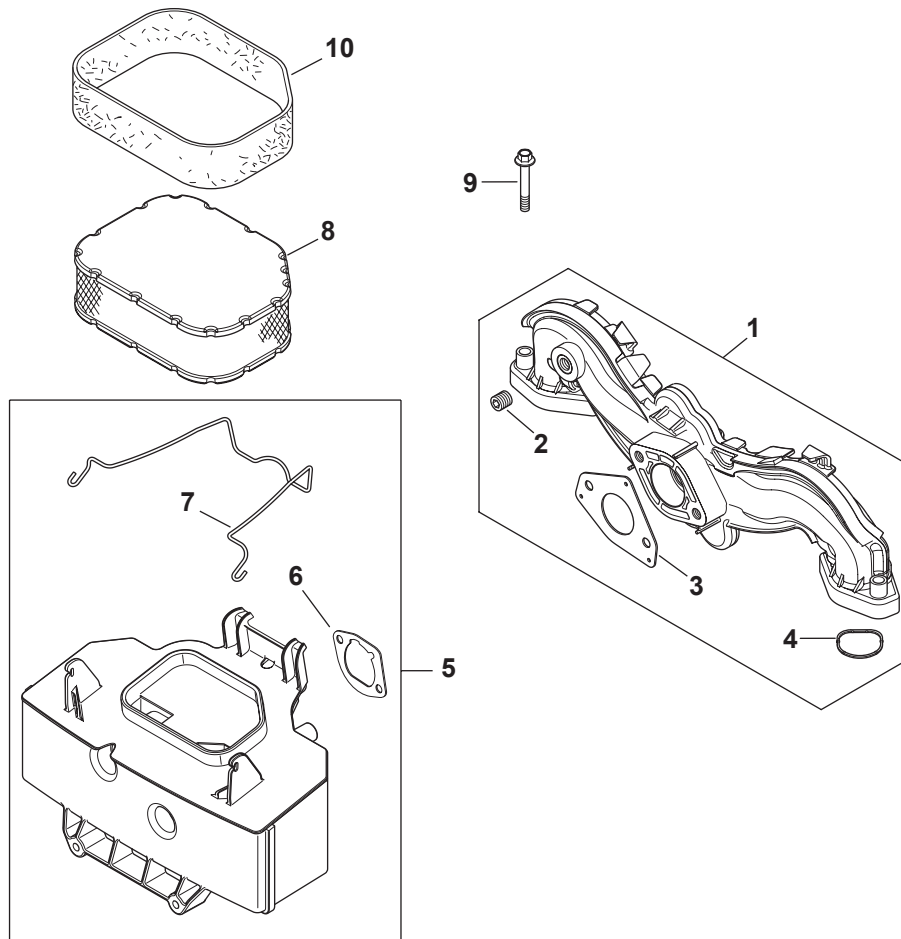
# Kohler SV730-0011 Engine Controls



## Kohler SV730-0011 Engine Controls

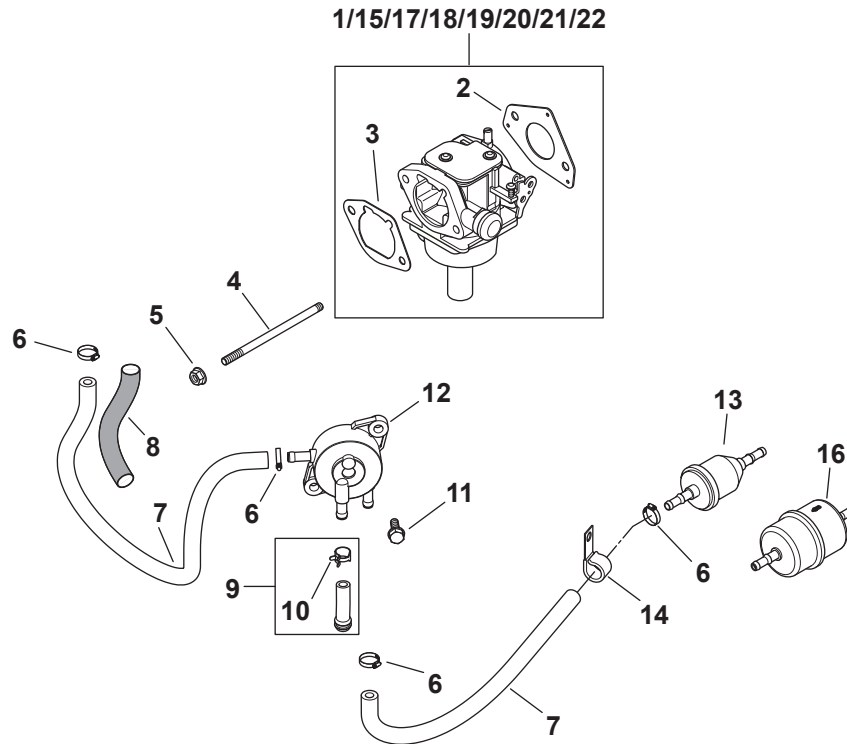
<b>Ref.</b>	<b>Part-Number</b>	<b>Description</b>
1	KH-24-211-03-S	Rd. Hd. Sq. Neck Bolt, M6 x 1.0 x 25
3	KH-M-641060-S	Flg. Nut, M6 x 1.0
4	KH-24-089-01	Linkage Spring
5	KH-25-158-08	Linkage Retaining Bushing
6	KH-24-079-04	Throttle Linkage
7	KH-25-158-11	Throttle Linkage Bushing
12	KH-M-645016-S	Flg. Thd. Frm. Screw, M6 x 1.0 x 16
13	KH-47-237-02	Dual Conduit Clamp
15	KH-24-086-43-S	Lbd. Thd. Frm. Screw, M5 x 0.8 x 16
16	KH-24-079-22-S	Choke Linkage
30	KH-24-089-55-S	Governor Spring
33	KH-24-089-18	Governor Spring
35	KH-24-090-51-S	Governor Lever

# Kohler SV730-0011 Air Intake/Filtration



Ref.	Part Number	Description
1	KH-24-164-91-S	Intake Manifold Kit (Inc. 2-4)
2	KH-24-041-52-S	Carburetor Gasket
3	KH-24-153-27-S	Intake Port O-Ring
4	KH-25-139-60-S	Ctsk. Pipe Plug, 1/8
5	KH-32-094-04-S	Air Cleaner Base Kit (Inc. 5 & 6)
6	KH-24-041-14	Air Cleaner Base Gasket
7	KH-32-344-02-S	Air Cleaner Element Latch
8	KH-32-883-03-S1	Air Filter Element
9	KH-M-651040-S	Fig. Screw, M6 x 1.0 x 40
10	KH-32-883-05-S1	Pre-Cleaner Element



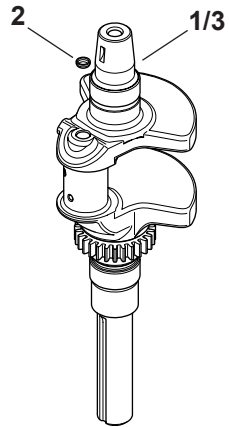


Ref.	Part-Number	Description
1	KH-32-853-12-S	Carburetor Kit, 22mm KEIHIN (Inc. 2 & 3)
2	KH-24-041-52-S	Carburetor Gasket
3	KH-24-041-14	Air Cleaner Base Gasket
4	KH-M-629105-S	Stud, M6 x 1.0 x 106
5	KH-M-641060-S	Flg. Nut, M6 x 1.0
7	KH-25-111-34-S	Fuel Line
6	KH-25-237-14-S	Hose Clamp, ½
11	KH-24-086-12	Tap Screw, M6 x 1.7 x 18

Ref.	Part-Number	Description
12	KH-24-393-16	Fuel Pump
13	KH-25-050-22-S1	Fuel Filter
14	KH-47-154-01-S	Cable Clip
N/A	KH-24-757-36-S	Choke Repair Service Kit (Inc. 2 & 3)
N/A	KH-24-757-38-S	Gasket Repair Service Kit (Inc. 2 & 3)
N/A	KH-24-757-44-S	Float Kit (Inc. 2 & 3)
N/A	KH-24-757-45-S	Solenoid Valve Repair Kit (Inc. 2 & 3)
N/A	KH-24-757-46-S	Overhaul Repair Kit (Inc. 2 & 3)

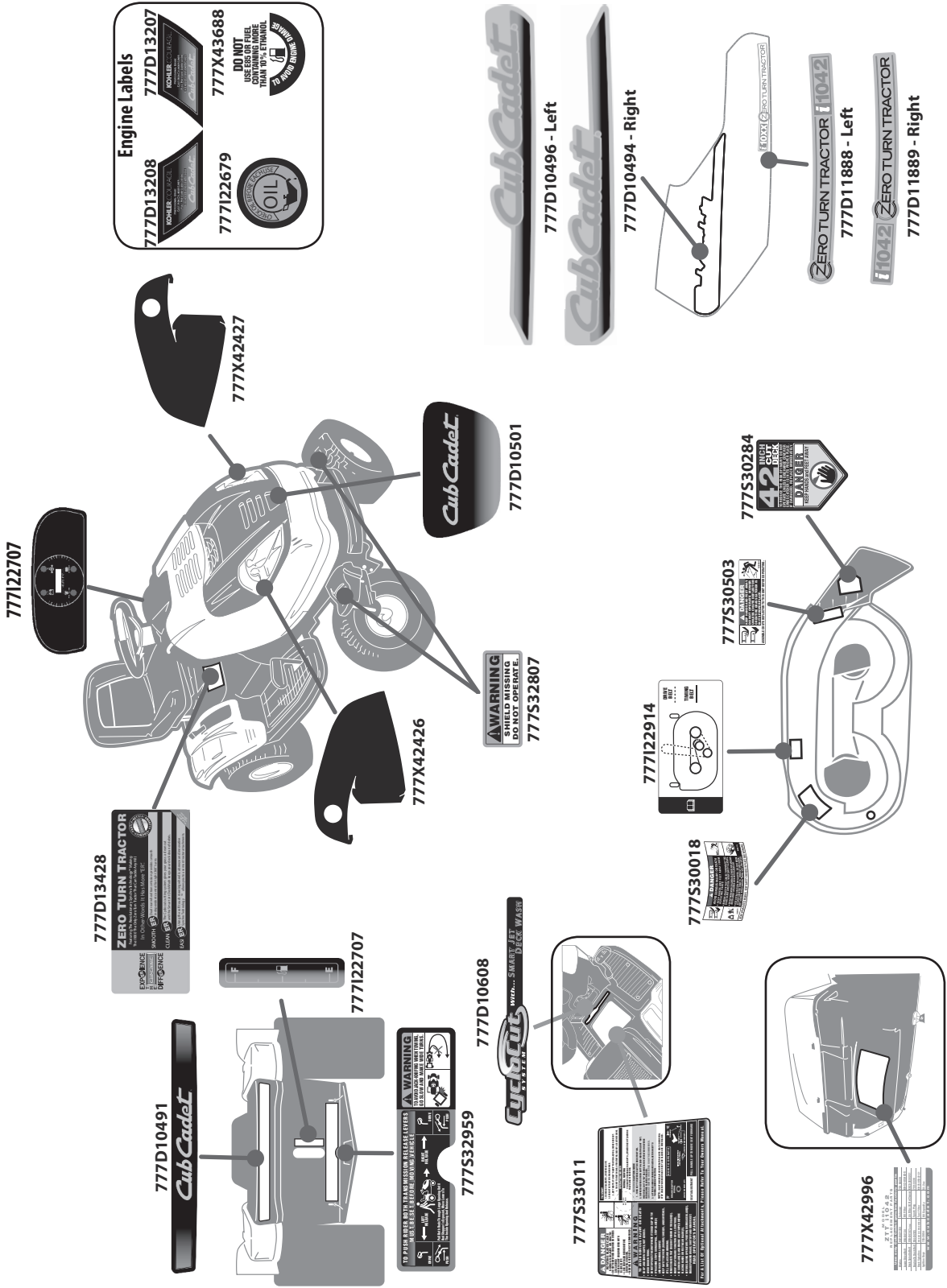
## Kohler SV730-0011 Miscellaneous

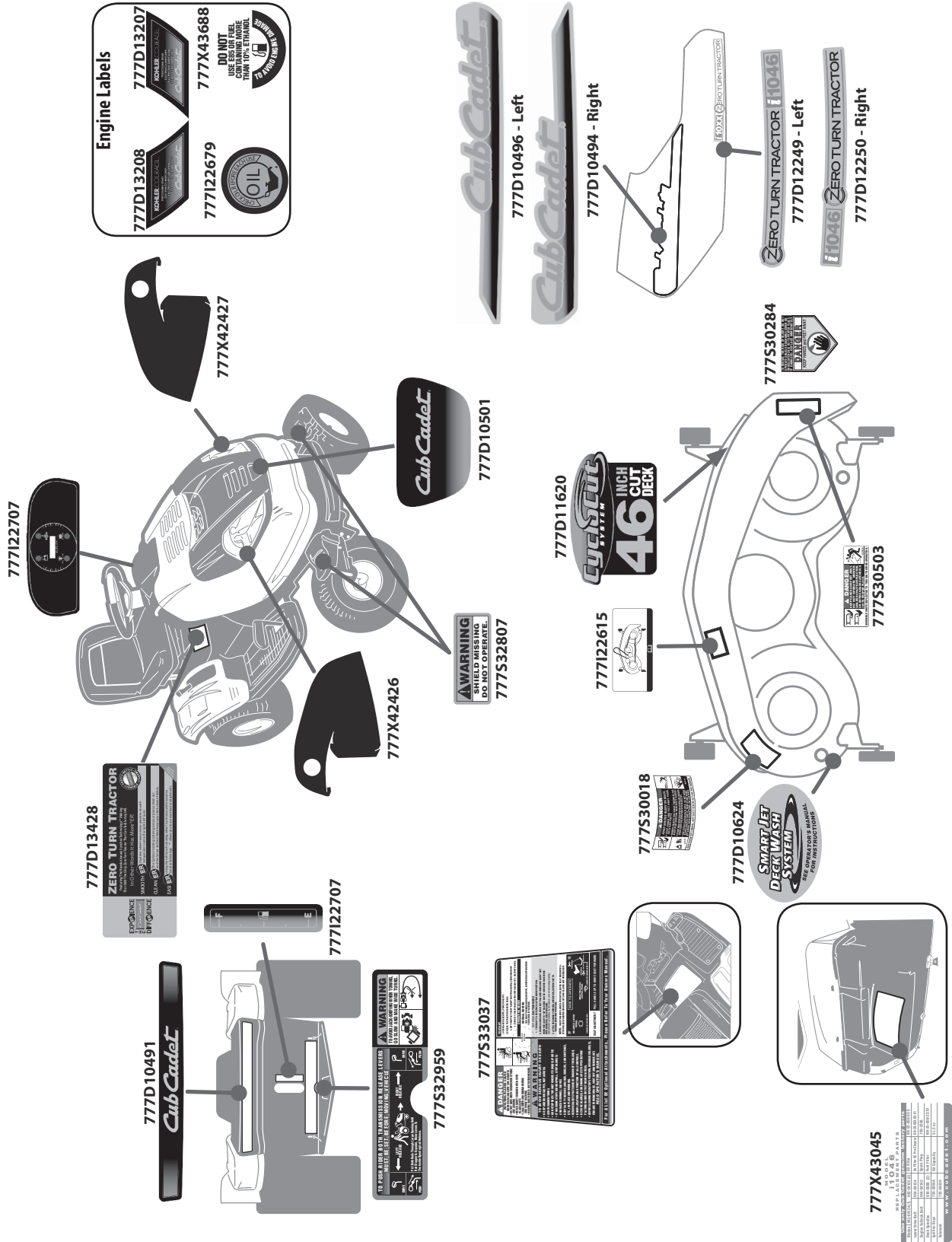
<b>Ref.</b>	<b>Part Number</b>	<b>Description</b>
N/A	Decals	
—	KH-25-113-39-S	Clear Laminate Decal
—	KH-32-113-60-S	Fill Check Decal
—	KH-32-113-49-S	25HP Decal
—	KH-32-113-52-S	MTD/Cub Decal (2-Pc Wing Set)
N/A	KH-32-522-03	SV710-740 Shortblock
N/A	KH-32-755-01-S	Gasket Set



Ref.	Part Number	Description
2	KH-52-139-09-S	Cup Plug
3	KH-32-014-04-S	Crankshaft (Inc. 2)

# i1042 Labels











To order replacement parts, call a Customer Support Representative at (800) 965-4CUB.  
Locate your nearest Cub Cadet dealer at (877) 282-8684  
or visit [www.cubcadet.com](http://www.cubcadet.com) to find the nearest Cub Cadet dealer in your area.

---

**CUB CADET LLC, P.O. BOX 361131 CLEVELAND, OHIO 44136-0019**

---